

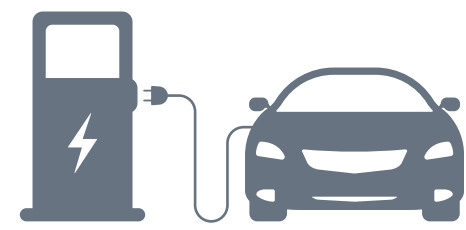
## Transportation in Eau Claire County

Transportation is among the leading causes of emissions in Eau Claire County. The large majority of community members get around via personal vehicle. However, during the community input sessions there was a lot of discussion about the need to expand transportation options in the eastern portion of the county as it has the highest proportion of households without a vehicle within the rural portions of the County. An aging population also indicates that the need for affordable transportation options in the rural portions of the county should be a priority.

### Changing the way, you get around

This shift towards more sustainable transportation options has the potential to not only reduce greenhouse gas emissions, but also improve the overall health and well-being of the community. By encouraging more active modes of transportation, such as walking and biking, residents can increase their physical activity levels and reduce their risk of chronic diseases. Additionally, investments in public transportation infrastructure can improve access to job opportunities and essential services for those who may not have access to a personal vehicle. As the county continues to prioritize sustainability and the health of its residents, these transportation initiatives will play a key role in achieving these goals.

## Transportation Goals



Have 7% of registered vehicles in the County be EVs

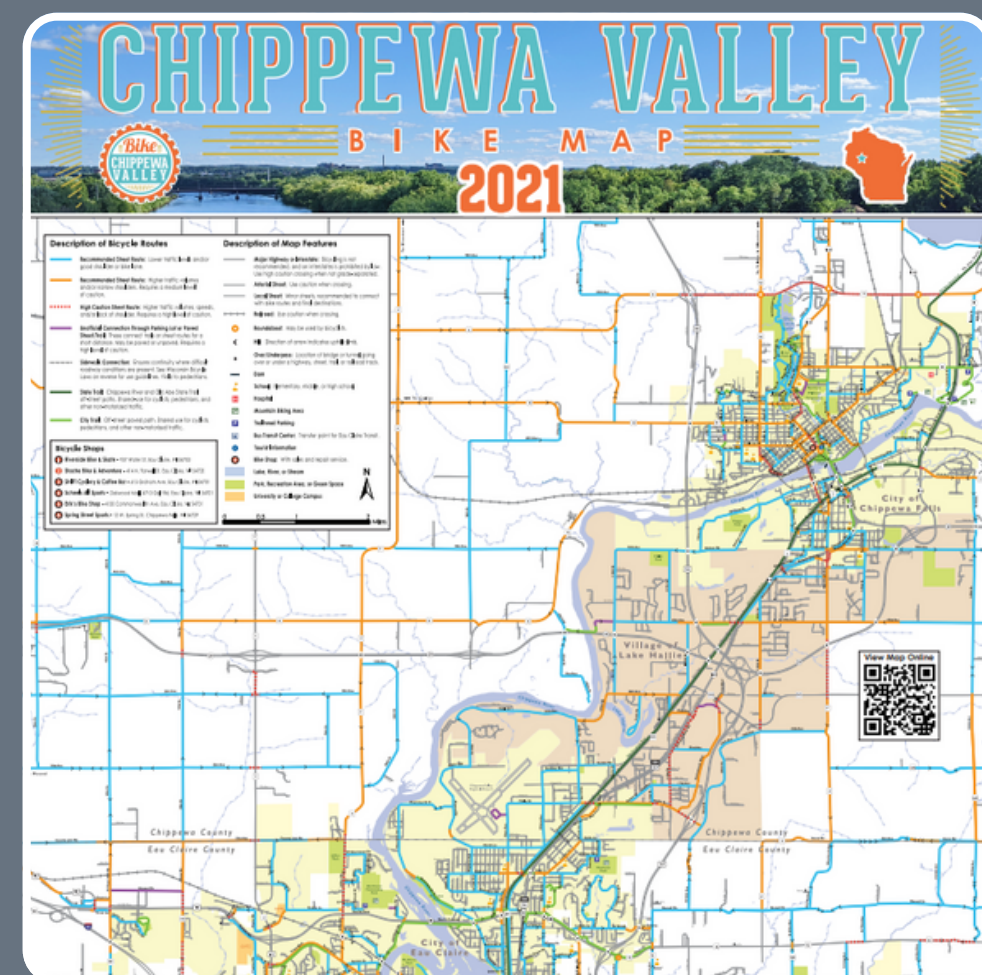


Reduce Vehicle Miles Traveled by 10%

## Community Highlight - A Cycling Community

Eau Claire County, located in the Chippewa Valley, contains numerous bike trails for those looking for alternative transportation methods near their place of residence. There are resources available online for those looking to make routes for road biking, mountain biking, and snow biking. The map also contains resources for bike shops in the Chippewa Valley.

Bike Chippewa Valley along with several other organizations work in the community to educate on safe cycling, resources for cyclists (like the map to the right), while also providing valet bike parking at community events to promote cycling instead of driving.



## Transportation Implementation Strategies

**Objective 1:** Collaborate on implementation of City of Eau Claire’s EV Roadmap.

**Strategy 1.1:** Establish policies or amend current ones to encourage EV infrastructure development.

**Strategy 1.2:** Implement relevant recommendations.

**Objective 2:** Support continued implementation of County Bike & Pedestrian Plan

**Strategy 2.1:** Expand shoulders on County highways during eligible improvement projects.

**Strategy 2.2:** Collaborate with community organizations to promote existing and new bike friendly roadways and community events around cycling.

**Objective 3:** Support expansion of transportation options within the County including passenger rail, expanded bus service, on-demand micro-transit, etc.

**Strategy 3.1:** Promote carpooling and “Park & Ride” locations.

**Strategy 3.2:** Support the expansion of passenger rail into the community.

**Strategy 3.3:** Provide education and outreach opportunities around alternative transportation options within Eau Claire County.


**Strategy 3.4:** Work with municipalities and private sector to expand affordable rural transportation options.

## Transportation Baseline Indicator Data


### County Highway Shoulder Expansions

Eau Claire County Highway Department has expanded 8.95 miles of shoulder to 4 feet wide or more in the past few years as part of the Bike & Pedestrian Plan.

### Registered Electric Vehicles



2021




2022

### Public Electric Vehicle Charging (2022)



Locations



Ports

### Community VMT

2022: 1,356,553,862 vehicle miles traveled. Based on Google Environmental Insights Explorer data.

### Alternative transportation options

To date, most of the alternative transportation options available to rural portions of the county are through ADRC and Abby Vans. In 2022 over 11,800 rides were given to people age 60+ and those with disabilities. There are a few bus stops within the City of Eau Claire Transit system that go into the City of Altoona but none that go into other municipalities.



**TAKE CHARGE OF CHANGE!**

Investing in infrastructure like EV charging and renewable energy in a way that ensures equitable access is important to 72% of Eau Claire County residents who responded to the community input survey in 2022.

