

## **Agenda**

Eau Claire County  
Committee on Judiciary and Law Enforcement  
Wednesday, October 26, 2022 – 3:00 PM  
County Courthouse, Room 3420  
721 Oxford Avenue, Eau Claire, WI 54703  
& Virtual via Cisco WebEx

### **Join via WebEx Online:**

**[Meeting Link](#)**

**Meeting Number:** 2596 738 5690

**Password:** JudLaw

### **Join via Phone:**

**Dial In:** 1-415-655-0001

**Access Code:** 2596 738 5690

**Passcode:** 583529

**Notice Regarding Public Comment:** *Members of the public wishing to make comments are encouraged to email Eric Huse at [Eric.Huse@da.wi.gov](mailto:Eric.Huse@da.wi.gov) at least 30 minutes prior to the start of the meeting. You will be called on during the Public Comment session to make your comments.*

---

1. Call to Order
2. Confirmation of Public Meeting Notice
3. Call of the Roll
4. Public Comment
5. Approve Minutes from September 28, 2022 Meeting – discussion/action pg. 3
6. 2023 Jail & Northwest Regional Juvenile Detention Center Food Vendor RFP Recommendation – discussion/action pg. 43
7. Department Review of Administrator’s 2023 Budget Recommendation – discussion/action
  - a. TRY Mediation
  - b. Circuit Court
  - c. Clerk of Court
  - d. Criminal Justice Services
  - e. District Attorney
  - f. Register in Probate/Clerk of Juvenile Court
8. Criminal Justice Collaborating Council Update – discussion
  - a. [Data Dashboard Link](#)
  - b. Report from October 19, 2022 Meeting
9. Report from October 14, 2022 Wisconsin Counties Association Judicial & Public Safety Steering Committee Meeting – discussion
10. Sheriff’s Office
  - a. Review of Administrator’s 2023 Budget Recommendation – discussion/action
  - b. Jail population & COVID-19 response – discussion
  - c. Recruitment, retention, protective states, and other staffing challenges – discussion

Posted: 10/24/2022

---

Note: Upon reasonable notice, efforts will be made to accommodate the needs of individuals with disabilities through sign language, interpreters, remote access, or other auxiliary aids. Contact the clerk of the committee or County Administration for assistance (715-839-5106). For additional information on ADA requests, contact the County ADA Coordinator at 715-839-6945, (FAX) 715-839-1669, or 715-839-4735, TTY: use Relay (711) or by writing to the ADA Coordinator, Human Resources Department, Eau Claire County Courthouse, 721 Oxford Ave., Eau Claire, Wisconsin 54703

11. Set Future Meeting Dates – discussion/action

- a. November 09, 2022 at 3:00 PM
- b. December 14, 2022 at 3:00 PM

12. Set Future Agenda Item(s) – discussion/action

- a. 3<sup>rd</sup> Quarter fiscal & performance measures review
- b. Sheriff's Office
  - i. Jail population and COVID-19 response
  - ii. Recruitment, retention, protective status, and other challenges for correctional officers
  - iii. DHS investigation update
- c. Policies/procedures for proper execution of search warrants
- d. Policies/procedures for officer involved critical incidents
- e. Committee oversight duties and responsibilities review

13. Adjourn

**Minutes**  
Eau Claire County  
Committee on Judiciary and Law Enforcement  
Wednesday, September 28, 2022 – 3:00 PM  
County Courthouse, Room 3420  
721 Oxford Avenue, Eau Claire, WI 54703  
& Virtual via Cisco WebEx

---

**Members Present:** Brett Geboy\*, Allen Myren, Stella Pagonis, Connie Russell, and Gerald Wilkie.

**Ex-Officio Member Present:** Nick Smiar.

**Others Present In Person:** Supervisor Dane Zook, System of Care Coordinator Cindy Waller, System of Care Coordinator Lindsey Horner, Data Analyst Crystal Ruzicka, Data Analyst Matthew Kulasiewicz, Sheriff Cory Schalinske, District Attorney Peter Rindal, Criminal Justice Services Director Tiana Glenna, Avery Shanahan (Leader-Telegram), and Eric Huse.

**Others Present via Cisco WebEx:** Clerk of Circuit Court Susan Schaffer.

**Call to Order**

The meeting was called to order by Chairperson Wilkie at 3:00 PM.

**Confirmation of Public Meeting Notice**

The Clerk confirmed the meeting was properly noticed to the public.

**Call of the Roll**

The Clerk called the roll. Attendance is noted above.

**Public Comment**

No public comment was made.

\*Supervisor Geboy arrived at this time.

**Approval of Minutes from August 24, 2022 Meeting**

Supervisor Pagonis moved to approve the minutes from the August 24, 2022 meeting. The minutes were adopted as published in the meeting materials via 5-0 voice vote.

**System of Care Program Overview**

System of Care Coordinators Cindy Waller and Lindsey Horner and Data Analyst Crystal Ruzicka presented an overview of the System of Care program. The presentation, brochure, and written report distributed at the meeting are included with these minutes. The Committee engaged in discussion.

**Project Lifesaver Program Review**

- Supervisor Russell provided an overview of the program. Supervisor Russell was alerted to the program's need for additional funding to offer financial aid for participants who otherwise cannot afford enrollment in the program.
- Supervisor Russell moved to recommend the County Administrator and Committee on Finance and Budget consider inclusion of funding for the Project Lifesaver Program in the 2023 Budget. Motion **passed** 5-0.

**Criminal Justice Collaborating Council Update**

• **Dashboard Review**

A link to the dashboard website was included in the meeting materials. Director Glenna noted the data will continue to be updated at regular intervals. The Committee did not specifically review the dashboard.

## **Sheriff's Office**

- **Jail population, staffing, & COVID-19 response**

- Sheriff Schalinske presented for the Sheriff's Office. There are currently 211 individuals in the care of the Eau Claire County Jail. Agreements with other local Sheriff's Offices were recently signed to house Eau Claire County inmates in their jails should the jail population continue to rise. There are currently six Correctional Officer and Deputy Sheriff candidates in the background phase of the hiring phase. Currently, the Sheriff's Office is has 10 correctional staff vacancies and two patrol staff vacancies. Recruitment for those positions is on-going.
- COVID-19 guidelines are currently being reviewed and revised by jail staff.

### **Resolution 22-23/049 – Authorizing the Eau Claire County Human Resources Department to Address the Identified Compensation Anomaly as Recommended Through the Total Rewards Project Pertaining to Two Judicial Assistant Positions of the Two Employees with the Highest Amount of Time Employed in the Judicial Assistant Position**

Action on this file was taken by the County Board of Supervisors at their September 20, 2022 meeting. Supervisor. No action was taken by the Committee.

### **Resolution 22-23/060 – Requesting the State of Wisconsin Review and Revise the Entry Level Compensation Rate for Assistant District Attorneys**

DA Rindal presented the resolution. The Committee engaged in discussion. Supervisor Myren moved to approve the resolution and submit to the full County Board for consideration. Motion **passed** 5-0.

### **Proclamation – Proclaiming and Recognizing Sheriff Ronald Cramer's Service to the Eau Claire County Sheriff's Office Since 1975 and his Service as Eau Claire County Sheriff Since 1996**

Chair Wilkie presented the proclamation. The Committee engaged in discussion. County Board Chair Smiar recommended to the Committee that the final clause of the proclamation as presented in the meeting materials be removed. The Committee agreed by consensus to have Chair Smiar introduce the proclamation at the next County Board Meeting.

## **Future Meeting Dates**

- The next regular meeting of the Committee on Judiciary and Law Enforcement was scheduled for October 26, 2022 at 3:00 PM.

## **Future Agenda Items**

- Department review of Administrator's budget
- 3<sup>rd</sup> Quarter fiscal & performance measures review
- Sheriff's Office
  - Jail population, staffing, & COVID-19 response
  - Update on DHS Investigation
  - Recruitment, retention, protective status, and other challenges for correctional officers
- Policies/procedures for proper execution of search warrants
- Policies/procedures for officer involved critical incidents
- Committee oversight duties and responsibilities review

## **Adjournment**

The meeting was adjourned by Chairperson Wilkie at 4:34 PM.

Respectfully Submitted:

Eric Huse  
Committee Clerk

**Our mission is to** positively impact youth and families by building positive relationships, understanding the needs of families, providing skills, and accessing community supports to prevent formal Court involvement.

## A Partnership Between



## Want to know more? Please contact

### Cindy Waller

System of Care Coordinator: High School Level  
Cindy.waller@eauclairecounty.gov  
C: 715-492-0899  
F: 715-318-5616

### Lindsey Horner

System of Care Social Worker: Middle School Level  
Lindsey.Horner@eauclairecounty.gov  
C: 715-495-9318  
F: 715-318-5616

## More Information

721 Oxford Ave. Suite 1001  
Eau Claire, WI 54703

# Eau Claire

## SYSTEM OF CARE



## How it Works

### Supports and Interventions

- Referrals to support services and community resources
- Coordination of meetings with teachers, parents, administration
- Skill Development: Cognitive Behavioral tools, social skills, interviewing, riding the bus, etc.
- Job searching & community service
- Encouragement of pro-social opportunities and mentoring
- Parent coaching and support
- Restorative Justice Repair Plans and Restorative Circles

When a student engages in a behavior identified as a Focus Act, Law Enforcement or School Administration will determine if the student is eligible for the System of Care Program.

If eligible, Law Enforcement or School Administration will complete the System of Care (SOC) Referral Form and submit to the SOC Coordinator.

The SOC Coordinator will then meet with the student and their family to complete the assessment of needs. The SOC Coordinator, the student and their family then develop an agreement focusing on specific behaviors and interventions.

The SOC Coordinator will communicate to the School Administration/School Resource Officer (SRO) to verify student's enrollment in the program. A copy of the signed agreement will be sent to the referral source.

The SOC Coordinator, the student and their family will work towards successful completion of the agreement. Upon completion of the requirements, the School Administrator and SRO will be notified.

### Focus Acts include:

- Disorderly Conduct
- Misdemeanor Battery
- Possession of THC
- Criminal Damage to Property < \$2,500
- Theft < \$2,500
- Truancy
- Special Circumstance

### Who is Eligible?

- Youth in the Eau Claire Area School District and/or attend a parochial school in Eau Claire
- Must have met criteria of at least one of the Focus Acts
- Family willing to engage in voluntary supports/services
- Students must be willing to sign an agreement with SOC
- If applicable, the victim must agree to student participation in the program

# SYSTEM OF CARE

September 2021 – June 2022



# SYSTEM OF CARE

- Eau Claire County Department of Human Services program whose mission is “to positively impact youth and families by building relationships, understanding the needs of families, providing skills, and accessing community supports to prevent formal Court involvement.”



# SYSTEM OF CARE DATA ANALYSIS

---

Enrollment

---

Age

---

Gender Identity

---

Race/Ethnicity

---

School

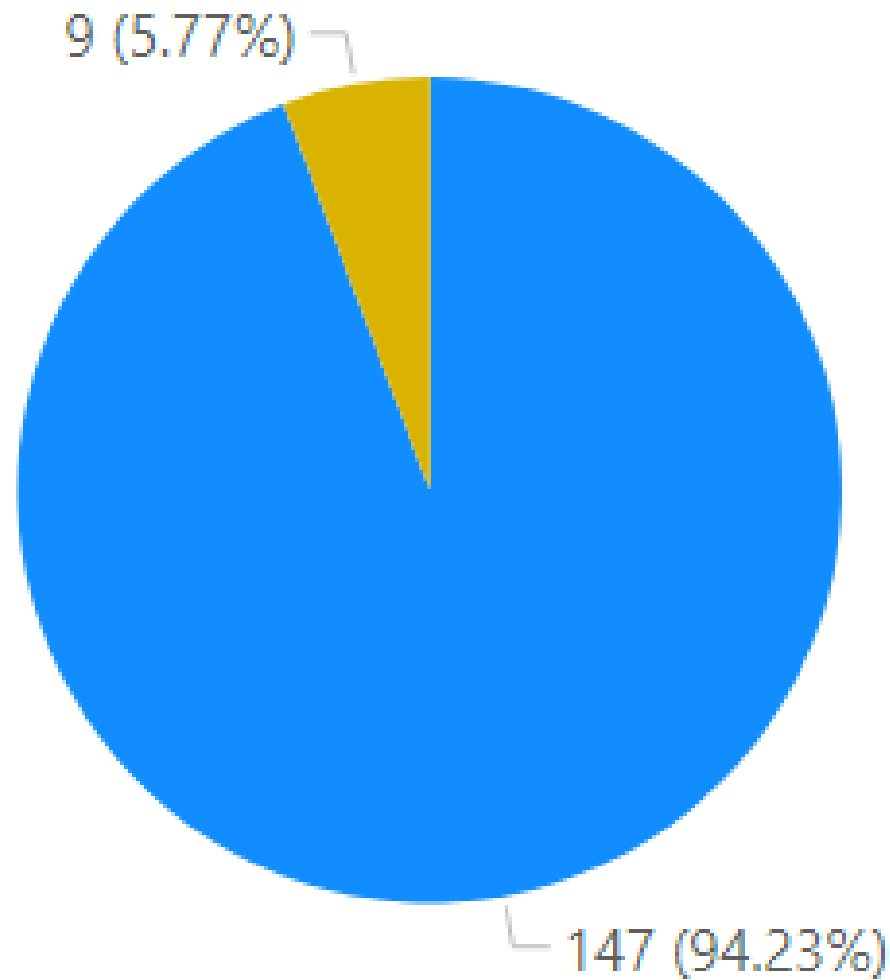
---

Focus Acts

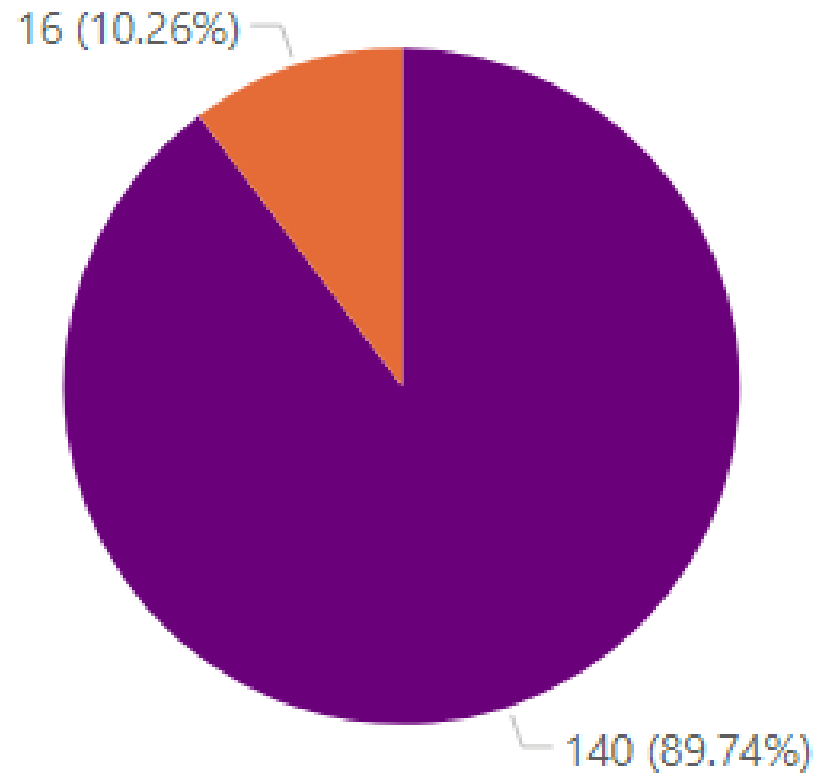
---

Referral Source

# Referrals by Enrollment



## First/Subsequent Referrals

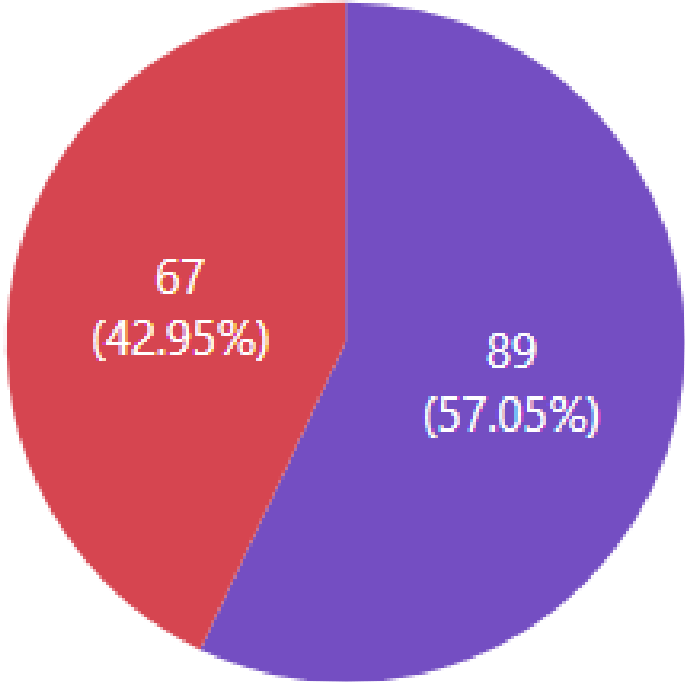


### Type of Referral:

● First

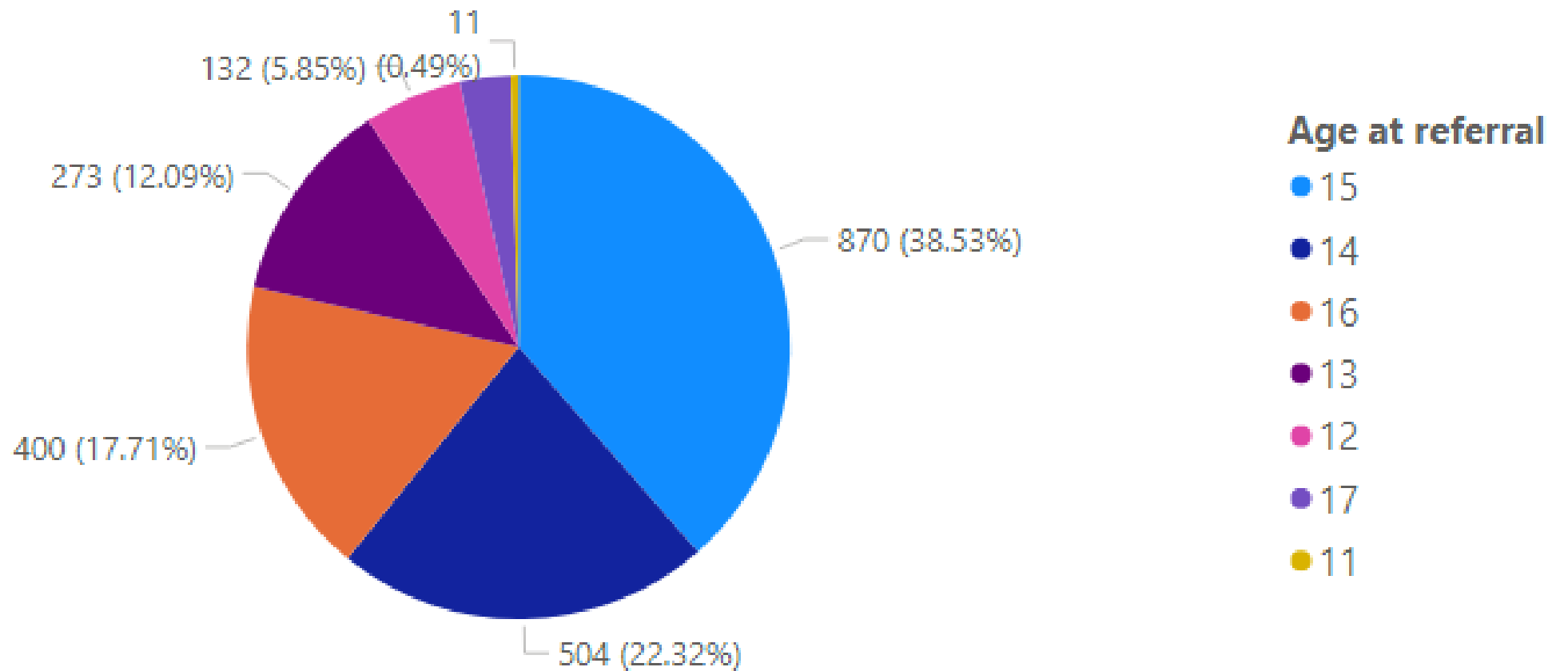
● Subsequent

# Referrals by Gender

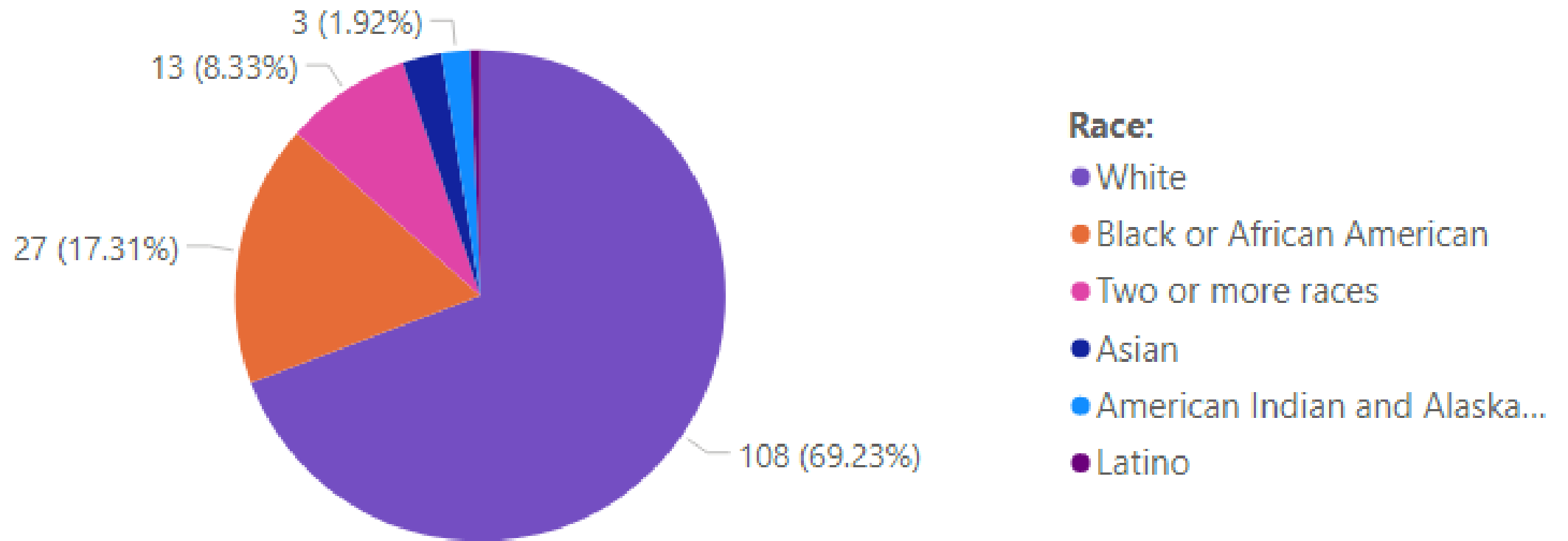


**Gender**  
● Male  
● Female

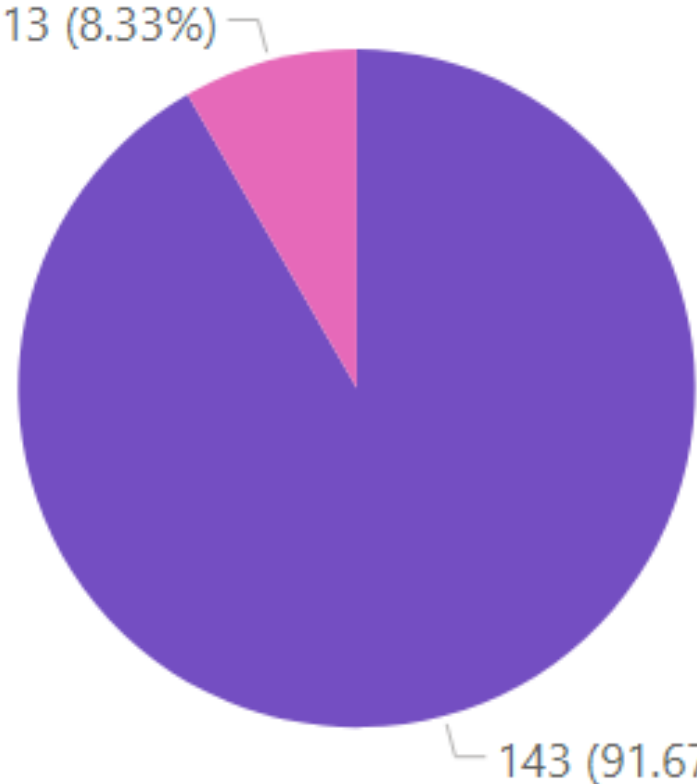
## Age at Referral



## Referrals by Race

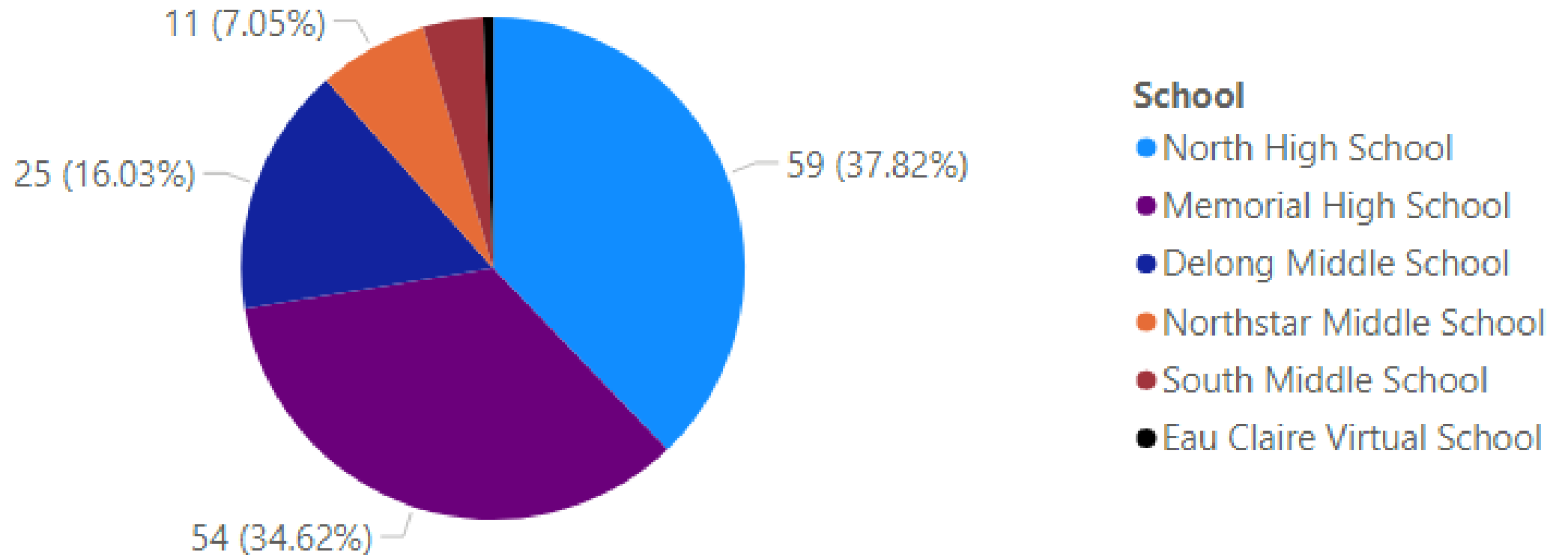


# Referrals by Ethnicity



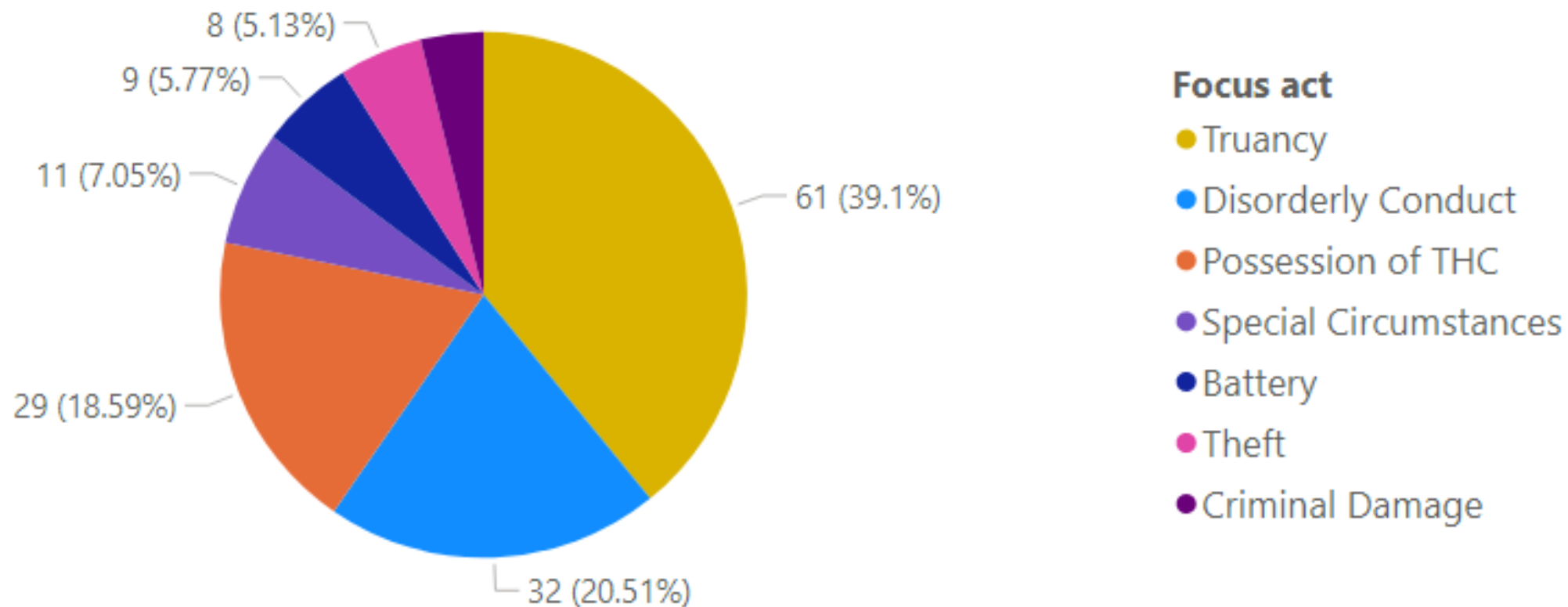
**Ethnicity:**  
● Non-Hispanic  
● Hispanic

## Referrals by School



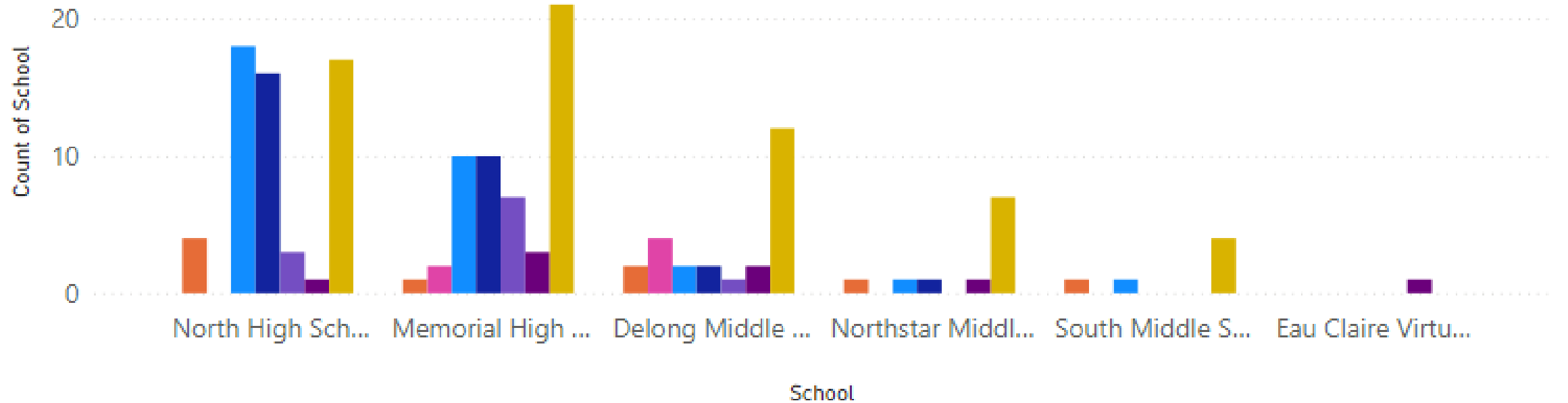


## Referrals by Focus Act



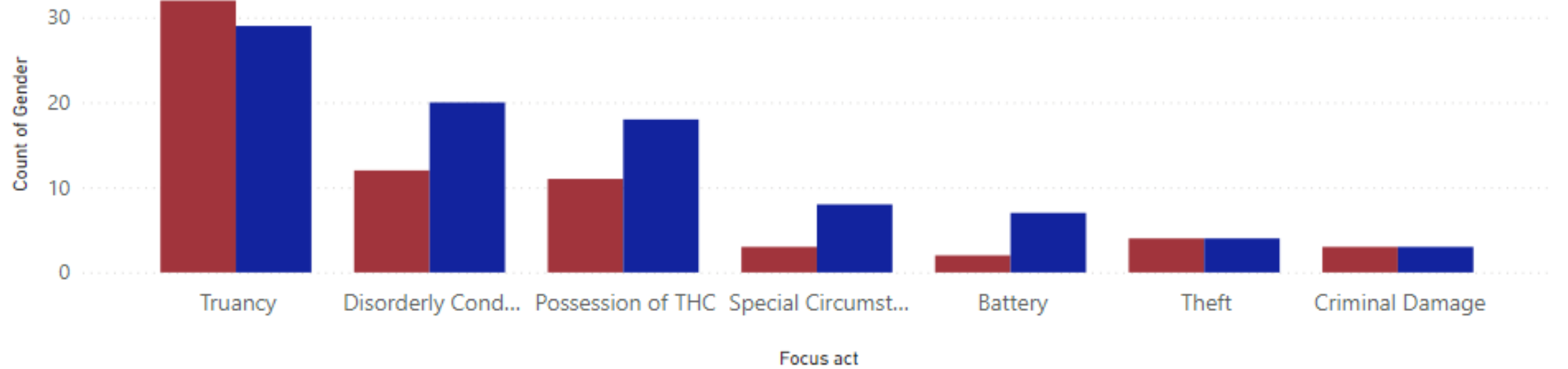
## Focus Act by School

**Focus act** ● Battery ● Criminal Damage ● Disorderly Conduct ● Possession of THC ● Special Circumstan... ● Theft ● Truancy



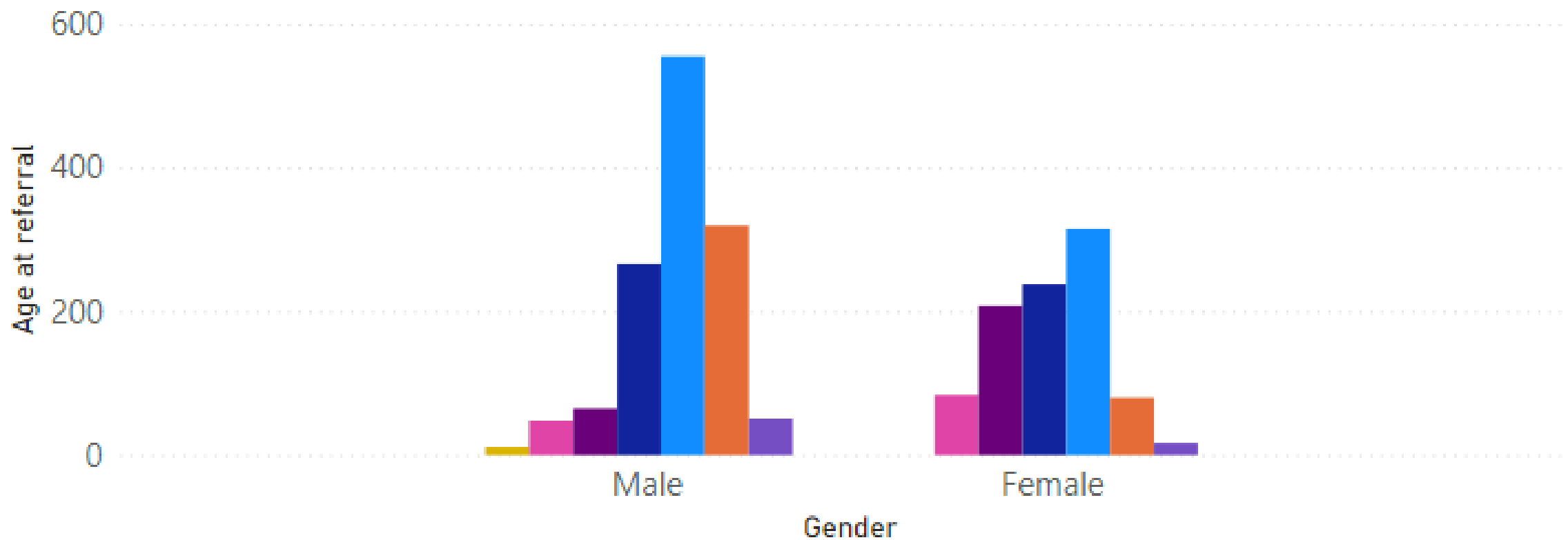
## Focus Act by Gender

Gender ● Female ● Male



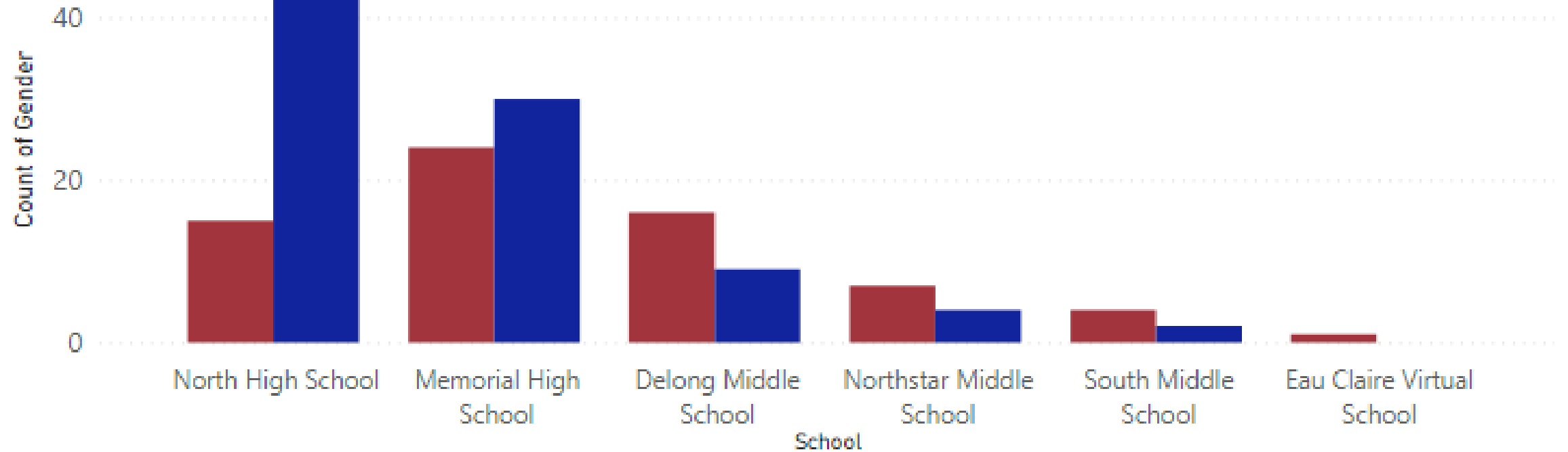
## Gender by Age of Referral

Age at referral ● 11 ● 12 ● 13 ● 14 ● 15 ● 16 ● 17



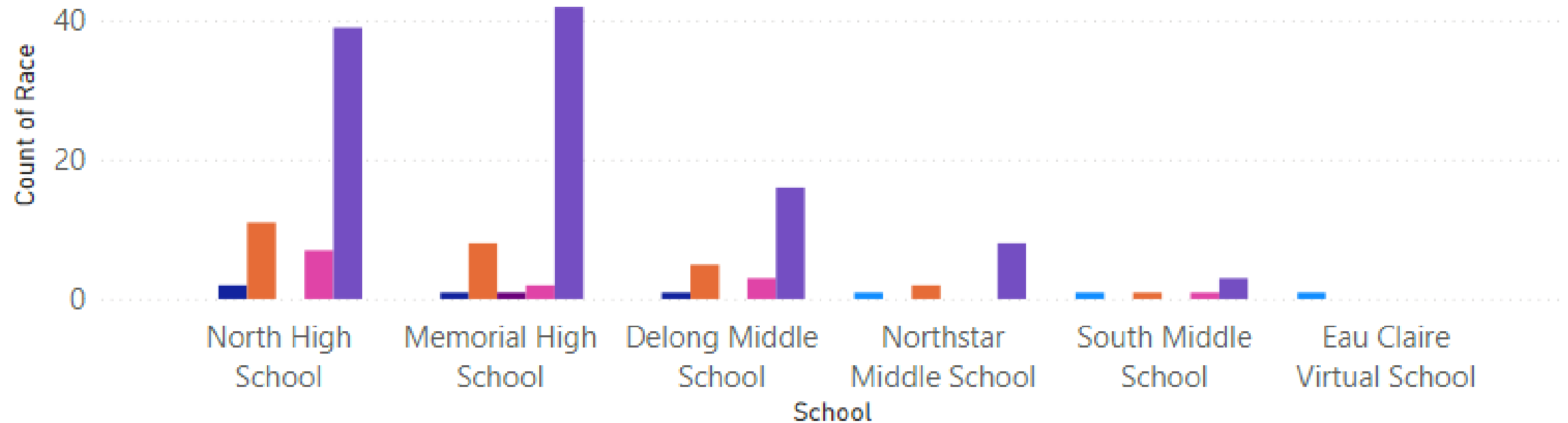
## School Referrals by Gender

Gender ● Female ● Male

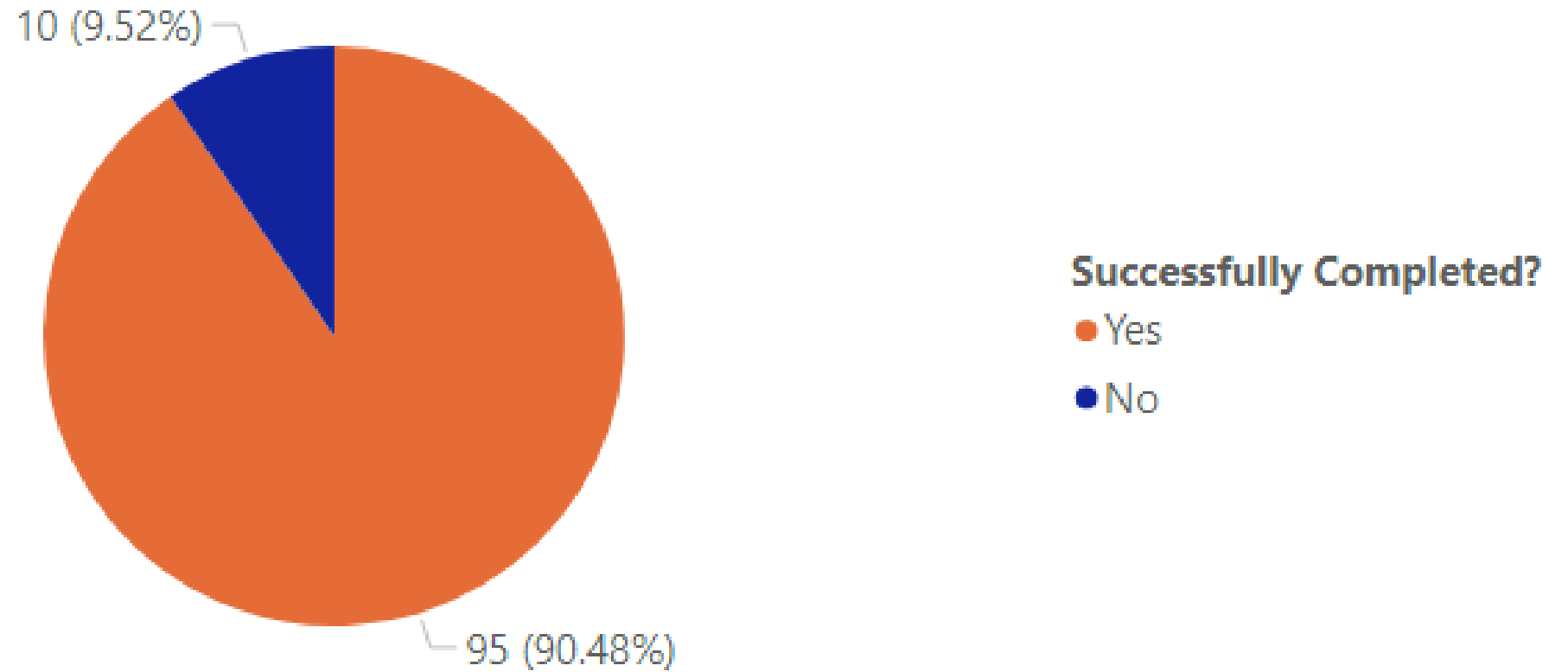


## School Referrals by Race

**Race** ● American Indian and Alaska Native ● Asian ● Black or African American ● Latino ● Two or more races ● White



## Program Completion



# CONTACT INFORMATION

- **Cindy Waller**  
System of Care Coordinator (High Schools and McKinley)  
Cindy.Waller@eauclairecounty.gov  
715-492-0899
- **Lindsey Horner**  
System of Care Coordinator (Middle Schools)  
Lindsey.Horner@eauclairecounty.gov  
(715) 495-9318



# SYSTEM OF CARE

## September 2021 – June 2022

---



OCTOBER 21, 2022

---

**CRYSTAL RUZICKA**  
**CRIMINAL JUSTICE DATA ANALYST**  
**EAU CLAIRE COUNTY CRIMINAL JUSTICE SERVICES**

## Purpose

This report is an analysis of the System of Care data collected from September 2021 through June 2022. The purpose of this report is to analyze student demographic, performance, and recidivism data to better inform System of Care and ECASD programming and procedures. For all charts other than Enrollment and Program Completion, data for all referrals is included, even if the family declined services.

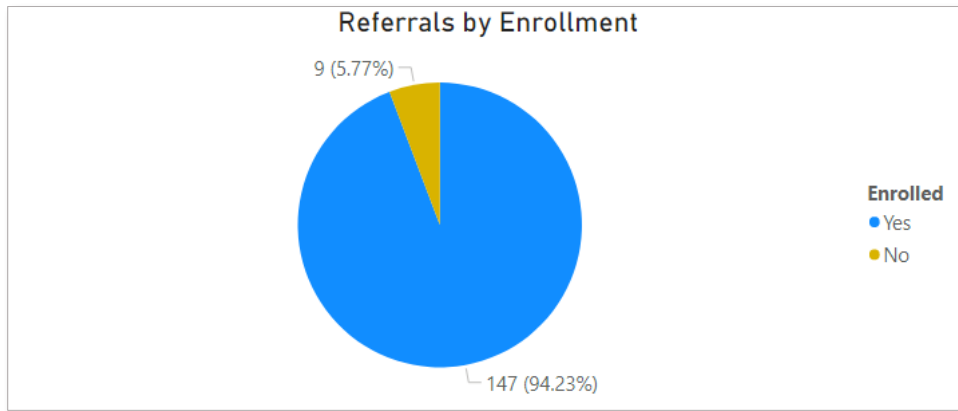
## Definitions

- **System of Care:** Eau Claire County Department of Human Services program whose mission is “to positively impact youth and families by building relationships, understanding the needs of families, providing skills, and accessing community supports to prevent formal Court involvement.”
- **Recidivism/Recidivism Rate:** The number of times an adolescent is referred after the first referral.
- **First/Only:** The first or only referral for a student enrolled in the ECASD within the data set.
- **Subsequent:** Any referral received for a student who previously was referred within the data set.
- **Focus Acts:** Categories of behavior which can lead to an initiation of System of Care programming. These focus acts include disorderly conduct, misdemeanor battery, possession of THC, criminal damage to property < \$2500, truancy, and special circumstances.

## Methodology

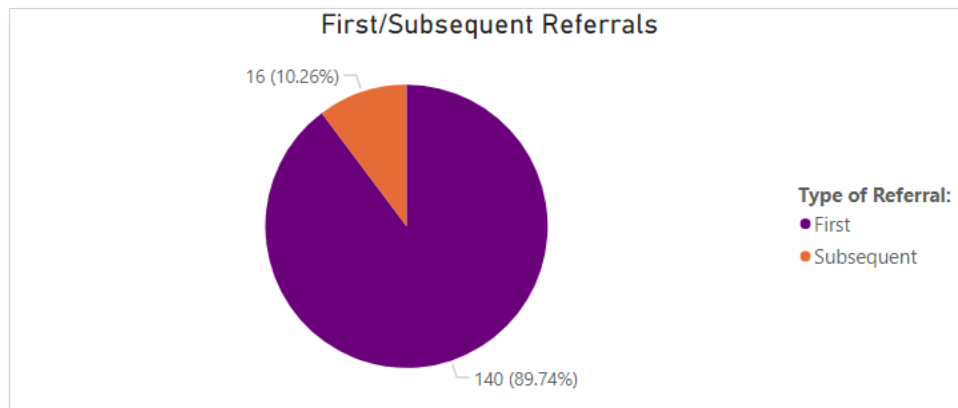
This report was compiled using data reported by System of Care and originates through their professional interactions with adolescents in the program as well as referrals from Eau Claire Area School District and Eau Claire Police Department. The following data sets were used: first/subsequent; referral date; gender; age word; age at referral; race; school; focus act; enrolled; successfully completed?; RJ AW; RJ Pfl; Com Service; Mentor; Fresh Start; Employ; Transport; Incentives; EPICS Carey Guides; CCS; CST; FSC; YMCA; Bus pass; APPLE; Day Treatment; Miracle League; and Workforce Resource.

## Analysis

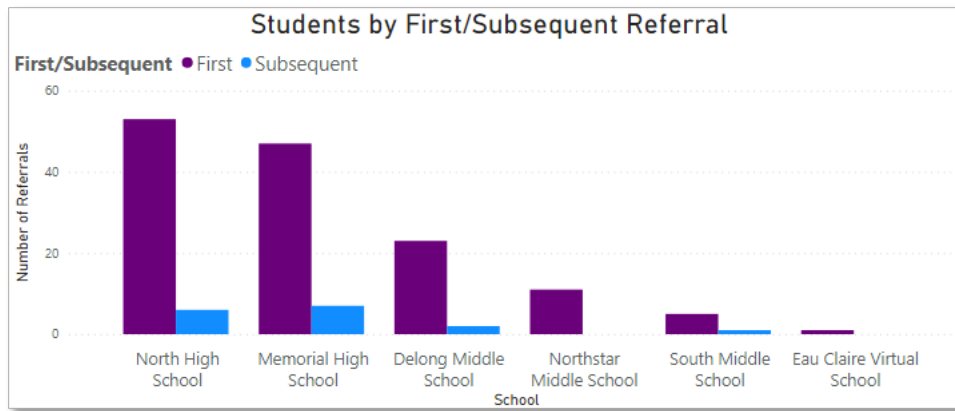


From September 2021 through June 2022, the System of Care program received 156 referrals. Of those referrals, 147 referrals led to enrollments and nine referrals ended with students/families declining services.

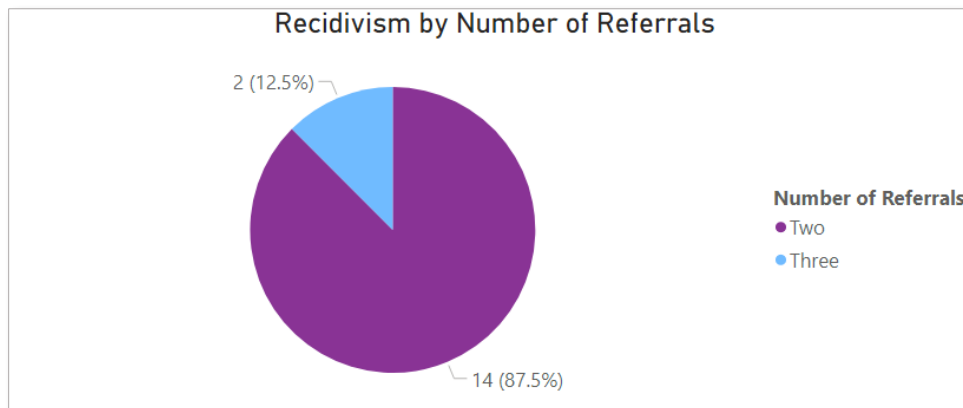
System of Care referrals were initiated by administration of the student's school (principal, assistant principals, dean of students, etc.) in all cases. Though the System of Care request was filled out by the SRO in approximately 50% of cases, this was done by administration's request.



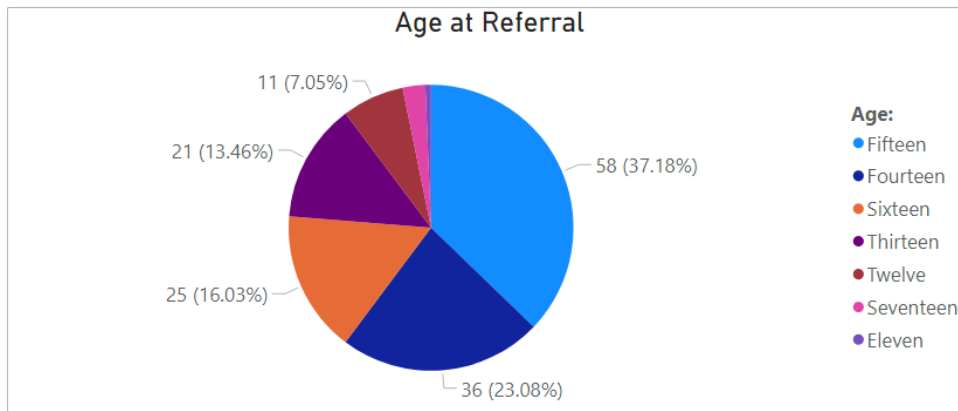
Of the 156 referrals, 140 (90%) were for students receiving their first referral. The other 16 referrals represent subsequent referrals for students who were previously referred. Thus, from September 2021 through June 2022, 140 individual students were referred to the System of Care program.



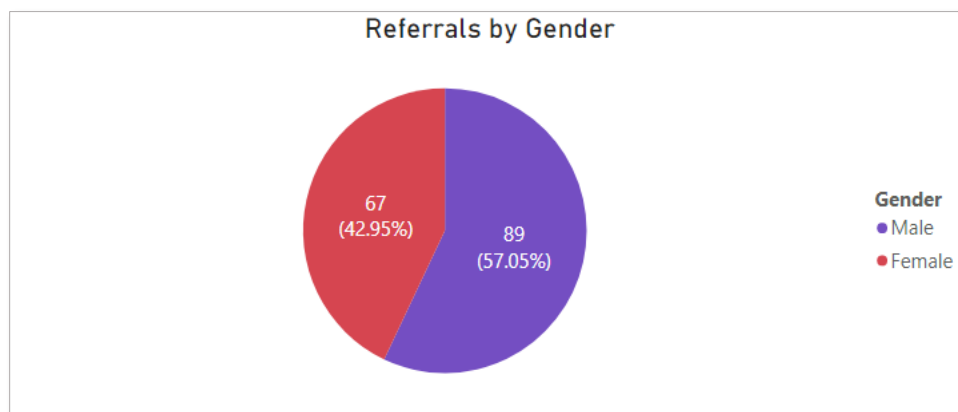
First/Only and Subsequent referrals by school reiterate the school breakdown that can be found in the chart on page 8 but also which schools the subsequent referrals came from. The difference in subsequent referrals between the high schools is minimal, with Memorial High School sending one more subsequent referral than North. This same difference can be found at the middle level, where DeLong sent one more subsequent referral than South.



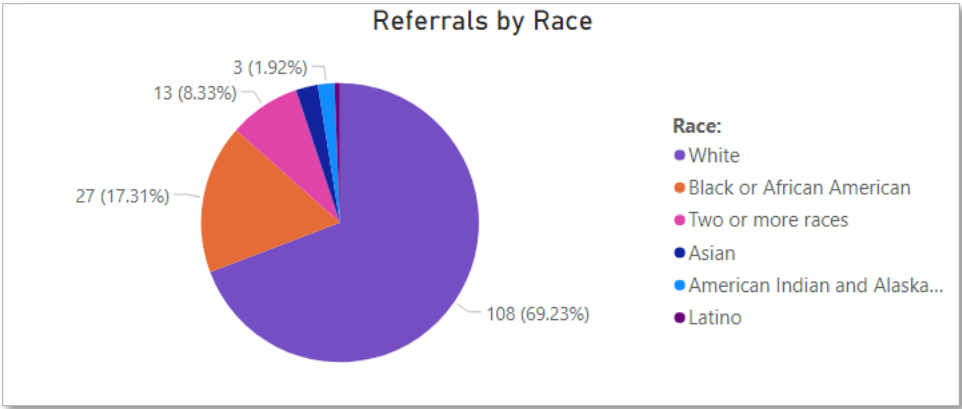
Of the 16 subsequent referrals, 14 (87.5%) were for a second referral and two (12.5%) were for third referrals. Nine subsequent referrals were for females and seven were for males. Fifteen-year-olds represented 50% of the subsequent referrals. High school students represented the majority of subsequent referrals, with Memorial having seven and North having six.



Fourteen and Fifteen-year-olds represented 60% of the total referrals. 100% of the fifteen-year-olds who were referred attended high school at the time of the referral. 77.8% of the referred fourteen-year-olds attended high school at the time of the referral.

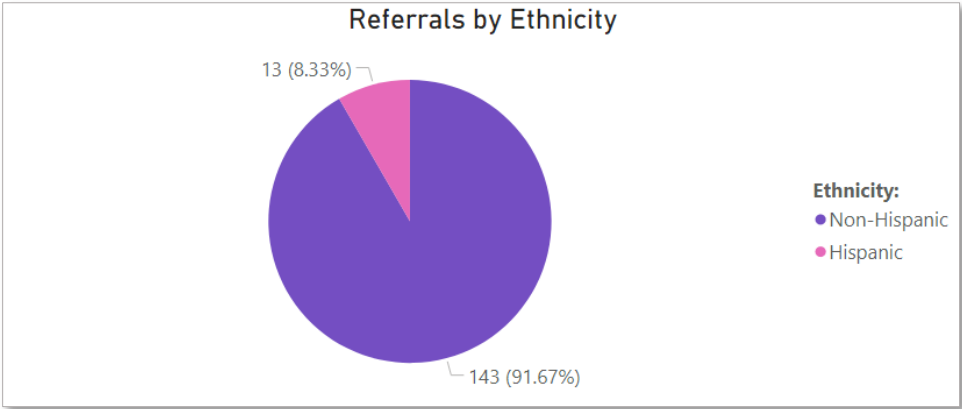


Most referrals originated from students who identify as male (57%). Future consideration could be given to including gender identity in the data as well as analyzing the gender identity data for all students enrolled in secondary schools within the ECASD.

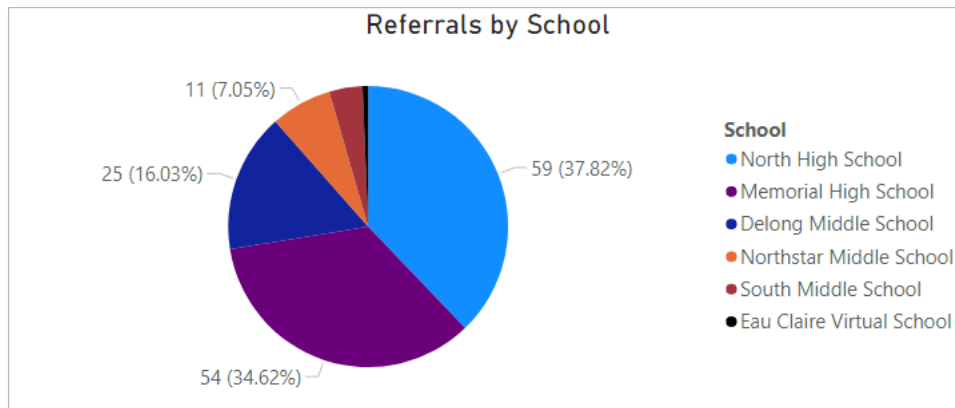


While referrals for students who identify as white represent the majority of referrals (69%), care must be given to compare percentages of referrals from minority populations with the data from Eau Claire School District demographics to determine the degree of disproportionality. See chart below for specific data:

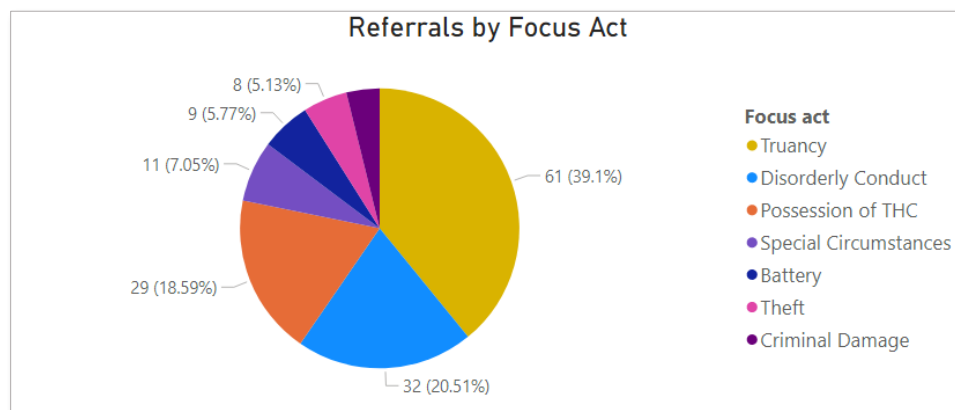
Referrals by Race		
White	69.23%	108/156
Black or African American	17.31%	27/156
Two or more races	8.33%	13/156
Asian	2.56%	4/156
American Indian and Alaskan Native	1.92%	3/156
Latino	0.64%	1/156



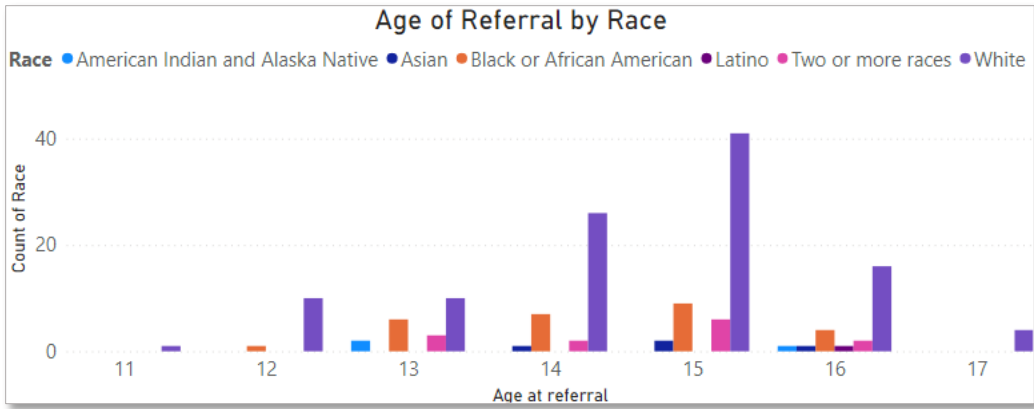
Analysis of referrals by ethnicity reveals that 92% of referrals are for students who identify as non-Hispanic and 8% of referrals are for students who identify as Hispanic.



Referrals for high school students represent 72% of total referrals. The difference in referral rates between North High School and Memorial High School is 3.2%.



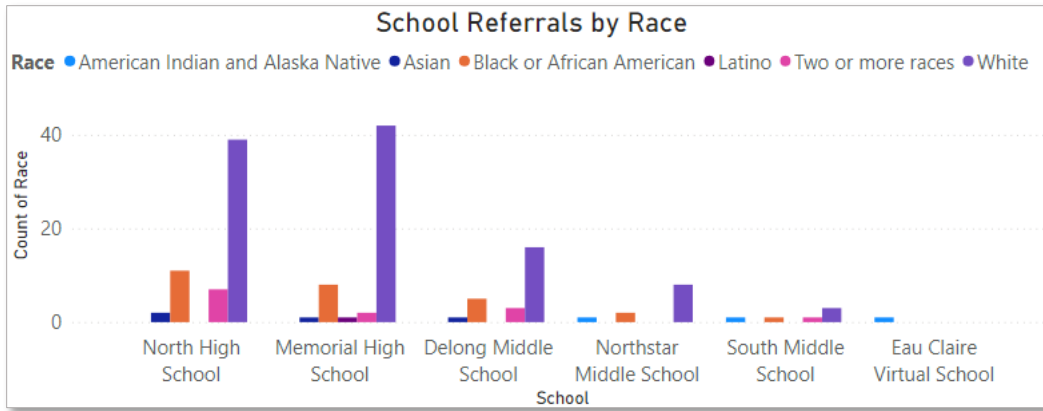
More than half (60%) of the referrals to System of Care originated with the behaviors of truancy and disorderly conduct. Of the ten referrals that resulted in a student/family declining System of Care services, 50% of the referrals were for truancy. The remaining 50% were for Possession of THC (20%), Battery (20%), and Disorderly Conduct (10%).



Analysis of age of referral by race reveals that students who identify as Black or African American have the greatest disproportionality of referrals to System of Care when they are thirteen years old when compared to students who identify as White. Though the demographic data from the ECASD is not included in this report, what is known of the racial breakdown confirms the disproportionality in referrals at all ages where students of color have been referred. Specific data for age of referral by race can be found in the table below:

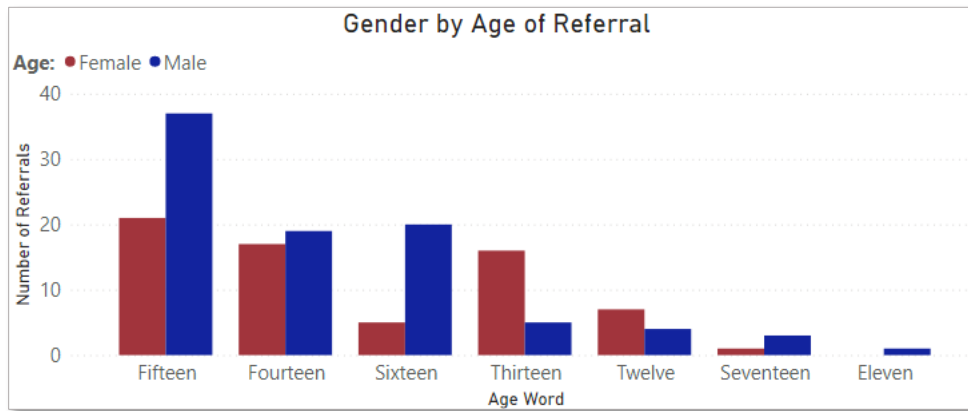
	White	Black/African American	Two or More Races	Asian	American Indian/Alaskan Native	Latino
Eleven	1/156					
Twelve	10/156	1/156				
Thirteen	10/156	6/156	3/156		2/156	
Fourteen	26/156	7/156	2/156	1/156		
Fifteen	41/156	9/156	6/156	2/156		
Sixteen	16/156	4/156	2/156	1/156	1/156	1/156
Seventeen	4/156					



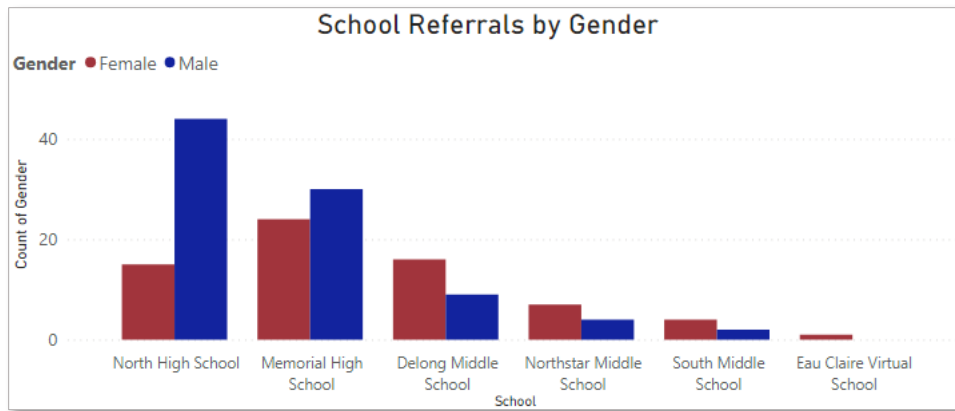


Analysis of school referrals by race will be greatly enhanced once school racial demographics are added. Specific data for school referrals by race can be found in the chart below:

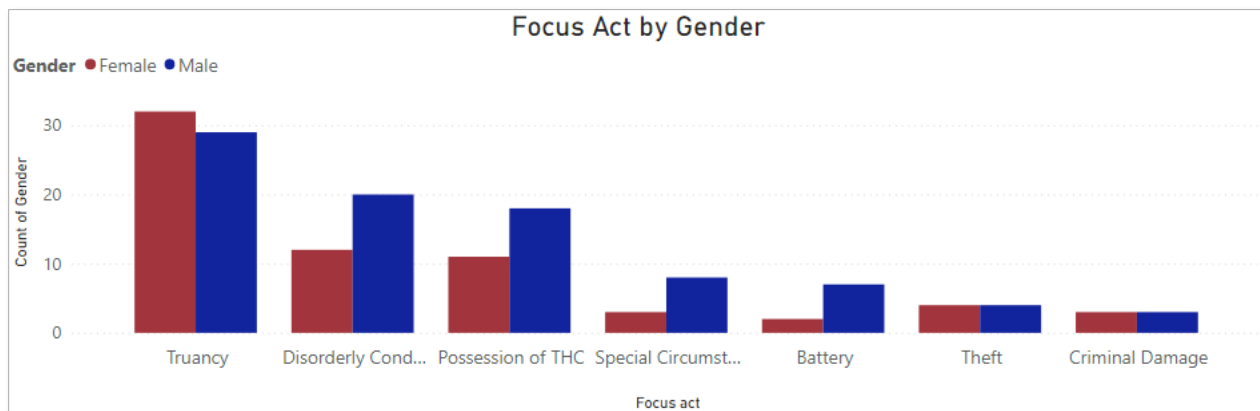
	White	Black/African American	Two or More Races	Asian	American Indian/Alaskan Native	Latino
North	39/156	11/156	7/156	2/156		
Memorial	42/156	8/156	2/156	1/156		1/156
DeLong	16/156	5/156	3/156	1/156		
Northstar	8/156	2/156			1/156	
South	3/156	1/156	1/156		1/156	
ECVS					1/156	



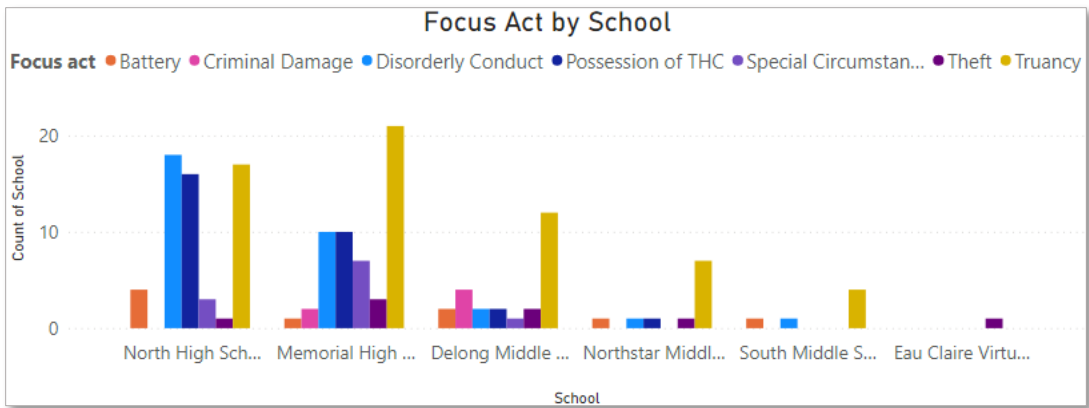
Analysis of gender by age of referral reveals that students identifying as female are more likely to be referred in middle school, where students identifying as male are more likely to be referred in high school. The age where gender is less of a factor in determining likelihood of referral is fourteen.



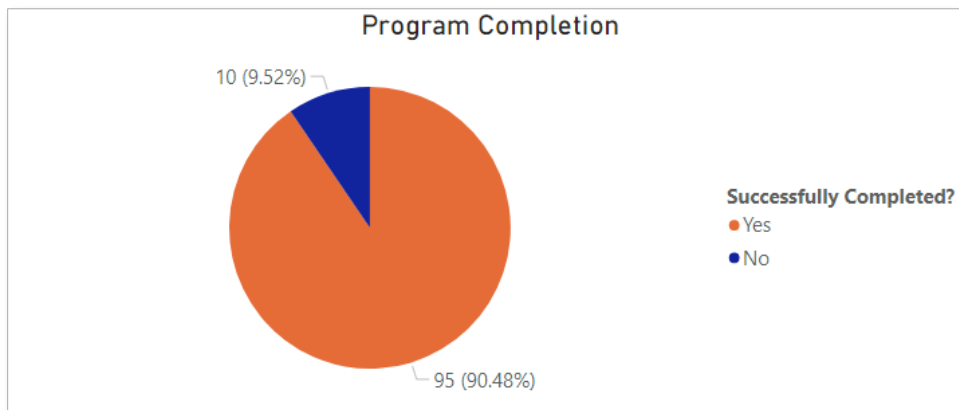
Analysis of school referrals by gender reinforces the gender influence on focus acts in middle school vs. high school but also shows there is a greater gender disparity in referrals at North High School than Memorial High School. Specific data can be found in Appendix C.



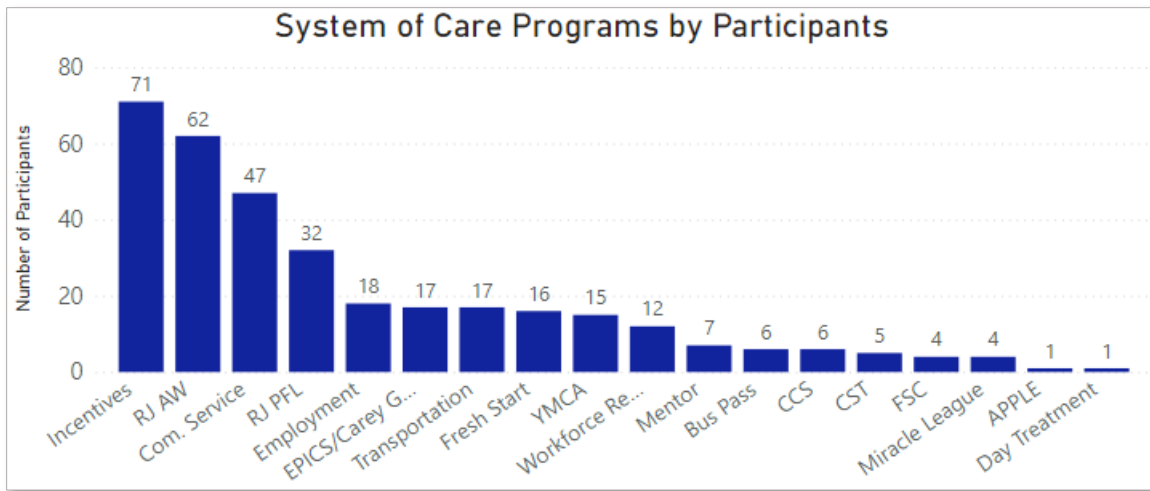
Referrals for students identifying as female outnumbered referrals for students identifying as male only in the focus act of truancy. In all other focus acts, there was either no gender disparity (theft and criminal damage) or students identifying as male were more likely to be referred/have the behavior than students identifying as female (disorderly conduct, possession of THC, battery, and special circumstances).



Analysis of focus act by school shows areas where students are more likely to engage in behavior that leads to a referral. For example, North High School had more referrals than Memorial High School in the areas of battery, disorderly conduct, and possession of THC, but had fewer referrals than Memorial in the areas of criminal damage, special circumstances, theft, and truancy. Specific data can be found in Appendix B.



Of the 105 referrals (67% of total referrals) for students who are no longer enrolled in System of Care, 95 (90%) of referrals led to successful completion of the program. Referrals that did not result in successful completion of System of Care may have resulted in new referrals due to continued behavior, referral to Juvenile County Intake (JCI), etc. The remaining 42 referrals are for students who are still actively enrolled in System of Care.



A variety of community resources and incentives are used within System of Care to assist students in building healthy skills and relationships. Of the 147 students who enrolled in System of Care, 124 students participated in at least one of these programs, for a total of 341 programs. (Acronyms defined: RJ AW: Restorative Justice Accountability Workshop; RJ PFL: Restorative Justice Prime for Life (AODA); CCS: Comprehensive Community Service; CST: Community Support Team; FSC: Family Support Center.)

### Limitations/Future Considerations

Analysis of focus acts are limited to those that resulted in referrals. Focus acts likely occurred in every analyzed group (school, gender, age, race, ethnicity etc.) that were not referred due to a myriad of reasons including the behavior being addressed with the student and family within the school vs. using Tier II resources such as System of Care.

Additionally, for the entirety of both school years represented in the data set (only excluding data from referrals during the summer of 2022), Cindy Waller was the original and only System of Care worker and was responsible for all six schools represented in this report. Lindsey Horner was hired in June 2022 and System of Care middle level programming will shift to her in the 2022-2023 school year. It is likely that the number and type of services will increase now that there are two individuals to care for seven schools (including McKinley).

Demographic data from secondary schools can be added to the report for the purpose of analyzing disparity once that information is provided by the ECASD.

## Appendix A: Referral Data

First/Subsequent Referrals		
First	89.74%	140/156
Subsequent	10.26%	16/156

Referrals by Age		
Eleven	0.64%	1/156
Twelve	7.05%	11/156
Thirteen	13.46%	21/156
Fourteen	23.08%	36/156
Fifteen	37.18%	58/156
Sixteen	16.03%	25/156
Seventeen	2.56%	4/156

Referrals by Gender Identity		
Male	57.05%	89/156
Female	42.95%	67/156

Referrals by Race		
White	69.23%	108/156
Black or African American	17.31%	27/156
Two or more races	8.33%	13/156
Asian	2.56%	4/156
American Indian and Alaskan Native	1.92%	3/156
Latino	0.64%	1/156

Referrals by School		
North High School	37.82%	59/156
Memorial High School	34.62%	54/156
DeLong Middle School	16.03%	25/156
Northstar Middle School	7.05%	11/156
South Middle School	3.85%	6/156
Eau Claire Virtual School	0.64%	1/156

Referrals by Focus Act		
Truancy	39.10%	61/156
Disorderly Conduct	20.51%	32/156
Possession of THC	18.59%	29/156
Special Circumstances	7.05%	11/156
Battery	5.77%	9/156
Theft	5.13%	8/156
Criminal Damage	3.85%	6/156

Referrals by Age and Gender Identity		
Eleven: Male	0.64%	1/156
Eleven: Female	0.00%	0/156
Twelve: Male	2.56%	4/156
Twelve: Female	4.49%	7/156
Thirteen: Male	3.21%	5/156
Thirteen: Female	10.26%	16/156
Fourteen: Male	12.18%	19/156
Fourteen: Female	10.90%	17/156
Fifteen: Male	23.72%	37/156
Fifteen: Female	13.46%	21/156
Sixteen: Male	12.82%	20/156
Sixteen: Female	3.21%	5/156
Seventeen: Male	1.92%	3/156
Seventeen: Female	0.64%	1/156

Program Completion		
Successfully Completed	84.96%	96/112
Did Not Complete	7.08%	8/112
N/A	5.31%	6/112
New Referral/Decline SOC	0.88%	1/112
No: Referred to JCI	0.88%	1/112
No: New Referral	0.88%	1/112

## Appendix B: Referral Data Cont.

Race by Age	White	Black/African American	Two or More Races	Asian	American Indian/Alaskan Native	Latino
Eleven	1/156					
Twelve	10/156	1/156				
Thirteen	10/156	6/156	3/156		2/156	
Fourteen	26/156	7/156	2/156	1/156		
Fifteen	41/156	9/156	6/156	2/156		
Sixteen	16/156	4/156	2/156	1/156	1/156	1/156
Seventeen	4/156					

Race by School	White	Black/African American	Two or More Races	Asian	American Indian/Alaskan Native	Latino
North	39/156	11/156	7/156	2/156		
Memorial	42/156	8/156	2/156	1/156		1/156
DeLong	16/156	5/156	3/156	1/156		
Northstar	8/156	2/156			1/156	
South	3/156	1/156	1/156		1/156	
ECVS					1/156	

Focus Act by School	Battery	Criminal Damage	Disorderly Conduct	Possession of THC	Special Circ.	Theft	Truancy
North	4/156		18/156	16/156	3/156	1/156	17/156
Memorial	1/156	2/156	10/156	10/156	7/156	3/156	21/156
DeLong	2/156	4/156	2/156	2/156	1/156	2/156	12/156
Northstar	1/156		1/156	1/156		1/156	7/156
South	1/156		1/156				4/156
ECVS						1/156	

### Appendix C: Referral Data Cont.

Gender by School	Male		Female	
North	28.21%	44/156	9.62%	15/156
Memorial	19.23%	30/156	15.38%	24/156
DeLong	5.77%	9/156	10.26%	16/156
Northstar	2.56%	4/156	4.49%	7/156
South	1.28%	2/156	2.56%	4/156
ECVS	0.00%	0/156	0.64%	1/156

Gender by Focus Act	Male		Female	
Truancy	18.59%	29/156	19.23%	32/156
DC	12.82%	20/156	7.69%	12/156
THC	11.54%	18/156	7.05%	11/156
Spec. Circ.	5.13%	8/156	1.92%	3/156
Battery	4.49%	7/156	1.28%	2/156
Theft	2.56%	4/156	2.56%	4/156
Crim. Dam.	1.92%	3/156	1.92%	3/156

System of Care Community Resource Programs		
Incentives	20.82%	71/341
Restorative Justice (RJ AW)	18.18%	62/341
Community Service	13.78%	47/341
Restorative Justice (RJ PFL)	9.38%	32/341
Employment Assistance	5.28%	18/341
EPICS/Carey Guides	4.89%	17/341
Transportation	4.89%	17/341
Fresh Start	4.69%	16/341
YMCA	4.40%	15/341
Workforce Resource	3.52%	12/341
Mentor	2.05%	7/341
Bus Pass	1.76%	6/341
Comprehensive Community Services (CCS)	1.76%	6/341
Community Support Team (CST)	1.47%	5/341
Family Resource Center (FRC)	1.17%	4/341
Miracle League	1.17%	4/341
APPLE	0.29%	1/341
Day Treatment	0.29%	1/341



## Appendix E: Report Information

**This report was prepared by:**

Crystal Ruzicka  
Criminal Justice Data Analyst  
Criminal Justice Services Department  
Eau Claire, Wisconsin

**This report was commissioned by:**

Department of Human Services  
Eau Claire, Wisconsin

Cindy Waller  
System of Care Coordinator  
Eau Claire County  
[Cindy.Waller@eauclairecounty.gov](mailto:Cindy.Waller@eauclairecounty.gov)

Lindsey Horner  
System of Care Coordinator  
Eau Claire County  
[Lindsey.Horner@eauclairecounty.gov](mailto:Lindsey.Horner@eauclairecounty.gov)

Tiana Glenna  
Criminal Justice Services Director  
Criminal Justice Services Department  
Eau Claire County  
[Tiana.Glenna@eauclairecounty.gov](mailto:Tiana.Glenna@eauclairecounty.gov)

**Any inquiries with respect to this report may be directed to:**

Crystal Ruzicka  
[Crystal.Ruzicka@eauclairecounty.gov](mailto:Crystal.Ruzicka@eauclairecounty.gov)  
(715) 839-6977

2  
3 REQUESTING THE STATE OF WISCONSIN REVIEW AND REVISE THE ENTRY LEVEL  
4 COMPENSATION RATE FOR ASSISTANT DISTRICT ATTORNEYS  
5

6 WHEREAS, Assistant District Attorneys serve as the backbone of the State of Wisconsin’s ability to  
7 prosecute cases in all of its seventy two counties; and  
8

9 WHEREAS, any shortage of these Assistant District Attorneys creates backups in the justice system,  
10 which can lengthen cases, create more pressure on existing staff and delay or deny justice to individuals  
11 party to these cases; and  
12

13 WHEREAS, the entry level compensation rate for Assistant District Attorneys in Wisconsin in 2022  
14 \$26.70 per hour or approximately \$55,000 per year; and  
15

16 WHEREAS, this entry level compensation rate for Assistant District Attorneys has not kept up with  
17 the rate of inflation and sits well below the national average for similar positions in District Attorney offices  
18 across the country; and  
19

20 WHEREAS, this entry level compensation rate for Assistant District Attorneys sits below other public  
21 sector attorney positions in both Eau Claire County and around the State of Wisconsin; and  
22


23 WHEREAS, this entry level compensation rate for Assistant District Attorneys is not competitive in  
24 today’s workforce environment, accelerates staffing turnover in District Attorney offices around the State  
25 of Wisconsin and endangers public safety; and  
26


27 WHEREAS, in an effort to make District Attorney offices more competitive in their entry level  
28 compensation offerings for Assistant District Attorneys, Eau Claire County requests that the State of  
29 Wisconsin review and revise the entry level compensation rate for Assistant District Attorneys to remain  
30 competitive with similar positions in District Attorney offices around the country, other public sector  
31 attorney positions, and the private sector, as well as to keep up with the rate of inflation.  
32

33 NOW, THEREFORE, BE IT RESOLVED, the Eau Claire County Board of Supervisors hereby  
34 requests the State of Wisconsin review and revise the entry level compensation rate for Assistant District  
35 Attorneys in order to remain competitive with similar positions in district attorney offices around the  
36 country, other public sector attorney positions, and the private sector, as well as to keep up with the rate of  
37 inflation.  
38


39 BE IT FURTHER RESOLVED, that the Eau Claire County Board of Supervisors directs the county  
40 clerk to forward a copy of this resolution to the Office of the Governor for the State of Wisconsin, members  
41 of the Wisconsin Assembly and Senate, every county in the State of Wisconsin, and the Wisconsin Counties  
42 Association.  
43

44 ADOPTED

45   
46 \_\_\_\_\_

47   
48 \_\_\_\_\_

49   
50 \_\_\_\_\_  
51 Committee on Judiciary & Law Enforcement

  
\_\_\_\_\_

  
\_\_\_\_\_

Dated this 28<sup>th</sup> day of September, 2022.



Recommendation: Procurement No. 2022-237

Standing Committee: Judiciary and Law Committee

Department: Sheriff Department - Jail

Subject: Jail and NWRJDC Food Services

**Background information:**

The purpose of this procurement process is to secure a qualified and capable firm to provide and manage all aspects of Food Services to Jail Inmates and Juvenile Detention occupants.

**Evaluation information:**

The RFP was placed on the Demandstar website, and a legal notice was advertised in the Eau Claire Leader Telegram. The Sheriff's Department received four (4) responsive proposals. The top firm as scored by the scoring committee based on the criteria listed below, as well as costs, was awarded the contract.

**Scoring Criteria:**

- A. Company Profile, Experience, and References of Firm
- B. Proposed Services
- C. Transition Plan/Staffing/Training/Other considerations
- D. Familiarity with ECC and Jail/JDC

<b>Vendor</b>	<b>Evaluation Score</b>	<b>Cost for CM</b>
Summit	100.0	\$444,426.25
Trinity	97.9	\$484,263.75

**Primary strengths of recommended vendor:**

- 1. Highest rated experience with like projects.
- 2. Lowest cost for tiers at all levels of Jail population.
- 3. Meets all project requirements

**Recommendation / Action Requested:**

Based on the review of the proposals, the evaluation team recommends contracting the Jail and NWRJDC Food Services with Summit.