

Minutes for Board of Canvassers - August 15-16, 2022 For the Partisan Primary Election held August 9, 2022

Monday August 15, 2022 at 9:00 a.m.
Reconvened Tuesday August 16, 2022 at 8:00 a.m.
Eau Claire County Courthouse, Room 3312

At 9:00 a.m. the Board of Canvassers convened with Pamela Hicks, a Democrat, Carol Cox, a Republican and County Clerk Sue McDonald present to canvass the results from the August 9, 2022 Partisan Primary Election.

The races being canvassed were Governor, Lieutenant Governor, Attorney General, Secretary of State, State Treasurer, United States Senator, Representative in Congress District 3, State Senator Districts 23 & 31, Representative to the Assembly Districts 67, 68, 91, 92 & 93, Eau Claire County Sheriff & Clerk of Circuit Court. Races in four parties were reviewed; Democratic, Republican, Libertarian and Constitution. All reporting information was present. A tabular report for the races was given to each canvas member. This report was used to confirm correctness when comparing each reporting unit's Inspector's statement signed by poll workers with the transmitted results and individual results tapes from election night.

Write-in tally sheet votes were reviewed and the following changes were made to the official totals:

Town of Pleasant Valley- Governor Democratic: Tony Evers +1 vote, Scattering -1 vote
Town of Lincoln- State Senator D23 Democratic: Registered write-in Dan Hardy + 5 votes, Scattering -5 votes
Town of Ludington- State Senator D23 Democratic: Dan Hardy + 11 votes, Scattering -11 votes
Town of Seymour- State Senator D23 Democratic: Dan Hardy + 18 votes, Scattering -18 votes
Town of Union- State Senator D23 Democratic: Dan Hardy + 29 votes, Scattering -29 votes
Town of Washington- State Senator D23 Democratic: Dan Hardy + 10 votes, Scattering -10 votes
Village of Fairchild- State Senator D23 Democratic: Dan Hardy + 1 vote, Scattering -1 vote
Village of Fall Creek- State Senator D23 Democratic: Dan Hardy + 11 votes, Scattering -11 votes
City of Altoona- State Senator D23 Democratic: Dan Hardy + 42 votes, Scattering -42 votes
City of Augusta- State Senator D23 Democratic: Dan Hardy + 2 votes, Scattering -2 votes
City of Eau Claire Ward 11- State Senator D23 Democratic: Dan Hardy + 16 votes, Scattering -16 votes
City of Eau Claire Ward 18- State Senator D23 Democratic: Dan Hardy + 3 votes, Scattering -3 votes
City of Eau Claire Ward 36- State Senator D23 Democratic: Dan Hardy + 10 votes, Scattering -10 votes
City of Eau Claire Ward 37- State Senator D23 Democratic: Dan Hardy +7 votes, Scattering -7 votes
City of Eau Claire Ward 38- State Senator D23 Democratic: Dan Hardy +1 vote, Scattering -1 vote
City of Eau Claire Ward 39- State Senator D23 Democratic: Dan Hardy +9 votes, Scattering -9 votes
City of Eau Claire Ward 49- State Senator D23 Democratic: Dan Hardy +1 vote, Scattering -1 vote
City of Eau Claire Ward 66- State Senator D23 Democratic: Dan Hardy + 3 votes, Scattering -3 votes
Town of Drammen- Rep to Congress D3 Republican: Scattering +1 vote
Town of Drammen- Rep to Assembly D93 Republican: Scattering +1 vote
Town of Drammen- Eau Claire County Sheriff Republican: Scattering +1 vote
City of Eau Claire Ward 1- Secretary of State Democratic: Alexis Sabor +1 vote, Scattering -1 vote

The total voters from the Inspectors' Statement was compared to the total vote counts per reporting unit. County Clerk Sue McDonald read the individual tape for each reporting unit and Pam Hicks and Carol Cox compared that number to their tabular report totals. Carol Cox compared the number to the Inspector's statement.

The following is a comparison of the number of voters listed on the Inspectors Statement and actual ballots cast into the machine for each reporting unit. Where there is an asterisk there is a difference in the totals with an explanation of why that is:

Canvas Worksheet	Election Date: AUGUST 9, 2022 PARTISAN PRIMARY		
Municipality	#Voters on Inspector Statement	#Ballots cast from tape	NOTES
	Voters	Ballots	
Town of Bridge Creek	266	266	
Town of Brunswick	480	480	
Town of Clear Creek	185	185	
Town of Drammen	165	165	
Town of Fairchild	65	65	
Town of Lincoln	290	290	
Town of Ludington	241	241	
Town of Otter Creek	112	112	
Town of Pleasant Valley	964	964	
Town of Seymour	853	853	
Town of Union	587	587	
Town of Washington 23/68 DS 200-1	722	1847	
Town of Washington 23/68 DS 200-2	235		
Town of Washington 31/93 DS 200-1	652		
Town of Washington 31/93 DS 200-2	238		
Town of Wilson	64	64	
Village of Fairchild	65	65	
Village of Fall Creek	324	324	
Village of Lake Hallie	0	0	
City of Altoona DS200-1	653	1754	
City of Altoona DS200-2	1121		
City of Augusta	187	187	

City of Eau Claire Wards By Polling Place			
CHILDRENS THEATRE	Voters	Ballots	
Ward 1	160	158*	incorrect ward chosen on ExpressVote twice Ward 1 (-2) Ward 9 (+2)
Ward 9	153	155	
LAKE ST METHODIST	Voters	Ballots	
Ward 2	125	125	
Ward 5	108	110*	Tickets #106 & #42 used twice
Ward 6	70	70	
THE BRIDGE (SALEM)	Voters	Ballots	
Ward 3	344	345*	Ward 30 person given Ward 3 ballot + 1 / -1
Ward 30	194	193	
Ward 51	287	287	
BETHESDA LUTHERAN	Voters	Ballots	
Ward 4	93	93	
Ward 17	279	278*	Didn't use ticket #31
Ward 21	167	167	
Ward 56	181	181	
Ward 63	0	0	
AMERICAN LEGION 53	Voters	Ballots	
Ward 7	156	156	
Ward 42	183	183	
Ward 52	94	94	
ST. OLAF	Voters	Ballots	
Ward 8	322	320*	1 ballot not remade & cast / intent not clear. & ticket #229 not used
Ward 12	294	294	
Ward 13	258	262*	4 ticket numbers used twice

BIRCH ST BAPTIST	Voters	Ballots	
Ward 10	168	170*	incorrect ward chosen on ExpressVote twice Ward 34 (-2) Ward 10 (+2)
Ward 34	142	140	
Ward 44	0	0	
Ward 54	140	141*	ticket #91 used twice
HOPE LUTHERAN	Voters	Ballots	
Ward 11	356	356	
Ward 36	162	162	
Ward 37	282	281*	Voter decided not to cast ballot
Ward 47	179	179	
CVTC	Voters	Ballots	
Ward 14	319	318*	Ticket #304 was not used
Ward 19	216	217*	ticket #151 used twice and ticket #29 used twice & ticket #152 not used
Ward 55	265	264*	Voter decided not to cast ballot
CONCORDIA	Voters	Ballots	
Ward 15	221	221	
Ward 49	106	106	
Ward 53	298	298	
Ward 70	156	156	
CEDARCREEK	Voters	Ballots	
Ward 18	242	242	
Ward 33	170	170	
Ward 39	286	288*	ticket #268 used twice and ticket #276 used twice
Ward 66	43	43	
Ward 67	0	0	
Ward 71	0	0	
Ward 72	0	0	
UWEC DAVIES	Voters	Ballots	
Ward 20	25	25	

Ward 24	302	302	
<p>**The Board of Canvassers adjourned at this point in the canvass at 4:00 p.m. Monday August 15th.</p> <p>**The Board of Canvassers reconvened at this point at 8:00 a.m on Tuesday August 16th with County Clerk Sue McDonald, Republican Carol Cox and Democrat Pam Hicks present.</p>			
CALVARY	Voters	Ballots	
Ward 22	138	138	
Ward 23	239	239	
Ward 45	181	181	
Ward 60	284	284	
Ward 65	0	0	
Ward 68	0	0	
TRINITY	Voters	Ballots	
Ward 25	367	367	
Ward 35	207	207	
Ward 43	198	198	
Ward 58	220	220	
PEACE	Voters	Ballots	
Ward 26	306	306	
Ward 27	282	282	
Ward 57	137	137	
HOPE METHODIST	Voters	Ballots	
Ward 28	217	217	
Ward 38	131	131	
Ward 48	68	68	
Ward 69	21	21	
GOOD SHEPHERD	Voters	Ballots	
Ward 29	227	227	
Ward 59	257	257	
SPIRIT	Voters	Ballots	

Ward 31	175	175	
Ward 32	279	278*	Ward 32 person got Ward 50 ballot
Ward 50	170	171*	Ward 32 person got Ward 50 ballot
VFW 305	Voters	Ballots	
Ward 46	175	175	
Ward 61	104	104	
Ward 62	151	151	

Upon completion of the tally a summary statement of the Board of Canvassers was signed for both the state races and also the county races. The state report was sent to the state of Wisconsin. Both reports were uploaded to the Election results page of the County website. Copies of the statements are attached to this report.

The board adjourned at 10:30 a.m. on Tuesday, August 16, 2022.

Respectfully submitted,



Sue McDonald
Eau Claire County Clerk

ALL CONTESTS
EAU CLAIRE COUNTY
2022 Partisan Primary

SUMMARY STATEMENT OF THE BOARD OF CANVASSERS

The total number of votes cast for the **GOVERNOR - Democratic**

was

10,849 10,848

of which

Tony Evers	received	10,827
SCATTERING	received	22

10,826

The total number of votes cast for the **LIEUTENANT GOVERNOR - Democratic**

was

10,238

of which

Peng Her	received	2,486
Sara Rodriguez	received	7,740
Angela Kennedy (write-in candidate)	received	0
SCATTERING	received	12

The total number of votes cast for the **ATTORNEY GENERAL - Democratic**

was

10,343

of which

Josh Kaul	received	10,331
SCATTERING	received	12

The total number of votes cast for the **SECRETARY OF STATE - Democratic**

was

10,370

of which

Doug La Follette	received	6,243
Alexia Sabor	received	4,117
SCATTERING	received	10

The total number of votes cast for the **STATE TREASURER - Democratic**

was

9,529

of which

Aaron Richardson	received	3,795
Angelito Tenorio	received	2,630
Gillian M. Battino	received	3,085
SCATTERING	received	19

The total number of votes cast for the **UNITED STATES SENATOR - Democratic** was **11,002**

of which

Mandela Barnes	received	7,964
Alex Lasry	received	1,043
Kou C. Lee	received	131
Sarah Godlewski	received	1,472
Peter Peckarsky	received	45
Steven Olikara	received	100
Darrell Williams	received	58
Tom Nelson	received	183
SCATTERING	received	6

The total number of votes cast for the **REPRESENTATIVE IN CONGRESS DISTRICT 3 - Democratic** was **10,932**

of which

Rebecca Cooke	received	4,327
Mark Neumann	received	869
Deb Baldus McGrath	received	2,967
Brad Pfaff	received	2,763
SCATTERING	received	6

The total number of votes cast for the **STATE SENATOR DISTRICT 23 - Democratic** was **331**

of which

Dan Hardy (write-in candidate)	received	179
SCATTERING	received	152

The total number of votes cast for the **STATE SENATOR DISTRICT 31 - Democratic** was **7,477**

of which

Jeff Smith	received	7,461
SCATTERING	received	16

The total number of votes cast for the **REPRESENTATIVE TO THE ASSEMBLY DISTRICT 67 - Democratic** was **542**

of which

Jason D. Bennett	received	540
SCATTERING	received	2

The total number of votes cast for the **REPRESENTATIVE TO THE ASSEMBLY DISTRICT 68 - Democratic** was **2,177**

of which

Nate Otto	received	2,169
SCATTERING	received	8

The total number of votes cast for the **REPRESENTATIVE TO THE ASSEMBLY DISTRICT 91 - Democratic**

was **6,241**

of which	Jodi Emerson	received	6,227
	SCATTERING	received	14

The total number of votes cast for the **REPRESENTATIVE TO THE ASSEMBLY DISTRICT 92 - Democratic**

was **78**

of which	Maria Bamonti	received	78
	SCATTERING	received	0

The total number of votes cast for the **REPRESENTATIVE TO THE ASSEMBLY DISTRICT 93 - Democratic**

was **962**

of which	Alison H. Page	received	960
	SCATTERING	received	2

The total number of votes cast for the **GOVERNOR - Republican**

was **8,833**

of which	Kevin Nicholson	received	356
	Rebecca Kleefisch	received	3,159
	Timothy Ramthun	received	563
	Adam J. Fischer	received	137
	Tim Michels	received	4,613
	SCATTERING	received	5

The total number of votes cast for the **LIEUTENANT GOVERNOR - Republican**

was **7,663**

of which	Patrick Testin	received	1,735
	Will Martin	received	657
	Kyle Yudes	received	978
	Roger Roth	received	1,021
	David C. Varnam	received	538
	Cindy Werner	received	1,110
	David D. King	received	510
	Jonathan Wichmann	received	1,088
	SCATTERING	received	26

The total number of votes cast for the **ATTORNEY GENERAL - Republican**
was **7,859**

of which

Eric Toney	received	2,138
Karen Mueller	received	2,783
Adam Jarchow	received	2,922
SCATTERING	received	16

The total number of votes cast for the **SECRETARY OF STATE - Republican**
was **7,567**

of which

Amy Lynn Loudenbeck	received	3,490
Jay Schroeder	received	2,905
Justin D. Schmidtka	received	1,155
SCATTERING	received	17

The total number of votes cast for the **STATE TREASURER - Republican**
was **7,221**

of which

John S. Leiber	received	4,038
Orlando Owens	received	3,163
SCATTERING	received	20

The total number of votes cast for the **UNITED STATES SENATOR - Republican**
was **8,860**

of which

Ron Johnson	received	7,538
David Schroeder	received	1,313
SCATTERING	received	9

The total number of votes cast for the **REPRESENTATIVE IN CONGRESS DISTRICT 3 - Republican**
was **7,851**

of which

Derrick Van Orden	received	7,789
SCATTERING	received	62

The total number of votes cast for the **STATE SENATOR DISTRICT 23 - Republican**
was **3,844**

of which

Sandra Scholz	received	283
Brian Westrate	received	1,369
Jesse James	received	2,190
SCATTERING	received	2

The total number of votes cast for the **STATE SENATOR DISTRICT 31 - Republican** was **4,190**

of which	David Estenson	received	4,160
	SCATTERING	received	30

The total number of votes cast for the **REPRESENTATIVE TO THE ASSEMBLY DISTRICT 67 - Republican** was **563**

of which	Rob Summerfield	received	559
	SCATTERING	received	4

The total number of votes cast for the **REPRESENTATIVE TO THE ASSEMBLY DISTRICT 68 - Republican** was **3,022**

of which	Hillarie Roth	received	642
	Karen Hurd	received	1,660
	Chris Connell	received	714
	SCATTERING	received	6

The total number of votes cast for the **REPRESENTATIVE TO THE ASSEMBLY DISTRICT 91 - Republican** was **2,891**

of which	Josh Stanley	received	2,869
	SCATTERING	received	22

The total number of votes cast for the **REPRESENTATIVE TO THE ASSEMBLY DISTRICT 92 - Republican** was **172**

of which	Ryan T. Owens	received	59
	Treig E. Pronschinske	received	113
	SCATTERING	received	0

The total number of votes cast for the **REPRESENTATIVE TO THE ASSEMBLY DISTRICT 93 - Republican** was **1,244**

of which	Warren L. Petryk	received	1,236
	SCATTERING	received	8

The total number of votes cast for the **GOVERNOR - Libertarian** was **6**

of which	SCATTERING	received	6
----------	-------------------	----------	----------

The total number of votes cast for the **LIEUTENANT GOVERNOR - Libertarian** was **4**
of which

SCATTERING	received	4
-------------------	----------	----------

The total number of votes cast for the **ATTORNEY GENERAL - Libertarian** was **3**
of which

SCATTERING	received	3
-------------------	----------	----------

The total number of votes cast for the **SECRETARY OF STATE - Libertarian** was **21**
of which

Neil Harmon	received	20
SCATTERING	received	1

The total number of votes cast for the **STATE TREASURER - Libertarian** was **3**
of which

SCATTERING	received	3
-------------------	----------	----------

The total number of votes cast for the **UNITED STATES SENATOR - Libertarian** was **2**
of which

SCATTERING	received	2
-------------------	----------	----------

The total number of votes cast for the **REPRESENTATIVE IN CONGRESS DISTRICT 3 - Libertarian** was **3**
of which

SCATTERING	received	3
-------------------	----------	----------

The total number of votes cast for the **STATE SENATOR DISTRICT 23 - Libertarian** was **0**
of which

SCATTERING	received	0
-------------------	----------	----------

The total number of votes cast for the **STATE SENATOR DISTRICT 31 - Libertarian** was **4**
of which

SCATTERING	received	4
-------------------	----------	----------

The total number of votes cast for the **REPRESENTATIVE TO THE ASSEMBLY DISTRICT 67 - Libertarian** was **0**
of which

SCATTERING	received	0
-------------------	----------	----------

The total number of votes cast for the **REPRESENTATIVE TO THE ASSEMBLY DISTRICT 68 - Libertarian**

was 0

of which	SCATTERING	received	0
----------	-------------------	----------	---

The total number of votes cast for the **REPRESENTATIVE TO THE ASSEMBLY DISTRICT 91 - Libertarian**

was 1

of which	SCATTERING	received	1
----------	-------------------	----------	---

The total number of votes cast for the **REPRESENTATIVE TO THE ASSEMBLY DISTRICT 92 - Libertarian**

was 0

of which	SCATTERING	received	0
----------	-------------------	----------	---

The total number of votes cast for the **REPRESENTATIVE TO THE ASSEMBLY DISTRICT 93 - Libertarian**

was 0

of which	SCATTERING	received	0
----------	-------------------	----------	---

The total number of votes cast for the **GOVERNOR - Constitution**

was 1

of which	SCATTERING	received	1
----------	-------------------	----------	---

The total number of votes cast for the **LIEUTENANT GOVERNOR - Constitution**

was 1

of which	SCATTERING	received	1
----------	-------------------	----------	---

The total number of votes cast for the **ATTORNEY GENERAL - Constitution**

was 1

of which	SCATTERING	received	1
----------	-------------------	----------	---

The total number of votes cast for the **SECRETARY OF STATE - Constitution**

was 1

of which	SCATTERING	received	1
----------	-------------------	----------	---

The total number of votes cast for the **STATE TREASURER - Constitution**

was 3

of which	Andrew Zuelke	received	3
	SCATTERING	received	0

The total number of votes cast for the **UNITED STATES SENATOR - Constitution** was 1
of which

SCATTERING	received	1
-------------------	----------	---

The total number of votes cast for the **REPRESENTATIVE IN CONGRESS DISTRICT 3 - Constitution** was 1
of which

SCATTERING	received	1
-------------------	----------	---

The total number of votes cast for the **STATE SENATOR DISTRICT 23 - Constitution** was 0
of which

SCATTERING	received	0
-------------------	----------	---

The total number of votes cast for the **STATE SENATOR DISTRICT 31 - Constitution** was 0
of which

SCATTERING	received	0
-------------------	----------	---

The total number of votes cast for the **REPRESENTATIVE TO THE ASSEMBLY DISTRICT 67 - Constitution** was 0
of which

SCATTERING	received	0
-------------------	----------	---

The total number of votes cast for the **REPRESENTATIVE TO THE ASSEMBLY DISTRICT 68 - Constitution** was 0
of which

SCATTERING	received	0
-------------------	----------	---

The total number of votes cast for the **REPRESENTATIVE TO THE ASSEMBLY DISTRICT 91 - Constitution** was 0
of which

SCATTERING	received	0
-------------------	----------	---

The total number of votes cast for the **REPRESENTATIVE TO THE ASSEMBLY DISTRICT 92 - Constitution** was 0
of which

SCATTERING	received	0
-------------------	----------	---

The total number of votes cast for the **REPRESENTATIVE TO THE ASSEMBLY DISTRICT 93 - Constitution** was 0
of which

SCATTERING	received	0
-------------------	----------	---


Certification of the Board of Canvassers

We, the undersigned, certify that we are the members of the Board of Canvassers for EAU CLAIRE County.

We certify that the attached tabular statement of Votes Cast and Summary Statement of the Board of Canvassers, canvassed and prepared by us, are correct and true as compiled from the original returns made to the EAU CLAIRE County Clerk.

BOARD OF CANVASSERS

(1)



(2)



(3)



(Date) Tuesday, August 16, 2022

ALL CONTESTS
EAU CLAIRE COUNTY
2022 Partisan Primary

SUMMARY STATEMENT OF THE BOARD OF CANVASSERS

The total number of votes cast for the **Eau Claire County Sheriff - Democratic**
 was **10,167**

of which	Kevin Otto	received	4,589
	Dave Riewestahl	received	5,549
	SCATTERING	received	29

The total number of votes cast for the **Eau Claire County Clerk of Circuit Court - Democratic**
 was **9,754**

of which	Susan Schaffer	received	9,743
	SCATTERING	received	11

The total number of votes cast for the **Eau Claire County Sheriff - Republican**
 was **7,752**

of which	Don Henning	received	7,701
	SCATTERING	received	51

The total number of votes cast for the **Eau Claire County Clerk of Circuit Court - Republican**
 was **233**

of which	SCATTERING	received	233
----------	-------------------	----------	------------

The total number of votes cast for the **Eau Claire County Sheriff - Libertarian**
 was **1**

of which	SCATTERING	received	1
----------	-------------------	----------	----------

The total number of votes cast for the **Eau Claire County Clerk of Circuit Court - Libertarian**
 was **1**

of which	SCATTERING	received	1
----------	-------------------	----------	----------

The total number of votes cast for the **Eau Claire County Sheriff - Constitution**
 was **1**

of which	SCATTERING	received	1
----------	-------------------	----------	----------

The total number of votes cast for the **Eau Claire County Clerk of Circuit Court - Constitution**

was

1

of which

SCATTERING

received

1

Certification of the Board of Canvassers

We, the undersigned, certify that we are the members of the Board of Canvassers for EAU CLAIRE County.

We certify that the attached tabular statement of Votes Cast and Summary Statement of the Board of Canvassers, canvassed and prepared by us, are correct and true as compiled from the original returns made to the EAU CLAIRE County Clerk.


We further determine and certify that the following person received the greatest number of votes for the respective office for which each was a candidate on 8/9/2022 5:00:00 AM.


OFFICE

HIGHEST CANDIDATE

Eau Claire County Sheriff - Democratic	Dave Riewestahl
Eau Claire County Clerk of Circuit Court - Democratic	Susan Schaffer
Eau Claire County Sheriff - Republican	Don Henning
Eau Claire County Clerk of Circuit Court - Republican	SCATTERING
Eau Claire County Sheriff - Libertarian	SCATTERING
Eau Claire County Clerk of Circuit Court - Libertarian	SCATTERING
Eau Claire County Sheriff - Constitution	SCATTERING
Eau Claire County Clerk of Circuit Court - Constitution	SCATTERING

BOARD OF CANVASSERS

(1) 

(2) 

(3) 

(Date) Wednesday, August 17, 2022