

## Agenda

Eau Claire County Fair Committee Meeting  
January 19, 2022, at 6:30 PM  
Virtual meeting via WebEx

For those wishing to make public comment, you must e-mail Debbie Kitchen at [eauclairefair@gmail.com](mailto:eauclairefair@gmail.com) at least **30 minutes prior to the start of the meeting**. You will be called on during the public session to make your comments.

### Meeting Link:

<https://eauclairecounty.webex.com/eauclairecounty/j.php?MTID=m892e45bfb58a8048ab478b9644335570>

Join by Phone: 1-415-655-0001

Meeting number (access code): 2597 856 9887

Meeting password: SEmDWMwF872

1. Call to Order and Confirmation of Meeting Notice
2. Roll Call
3. Public Comment
4. Approval of Committee Minutes - Discussion/Action
  - a. December 8, 2021, minutes
5. Fair Entry and Fees
  - a. FOF approved a \$10 exhibitor fee (Discussion/Action)
  - b. Stalling fees – See attachment (Discussion/Action)
  - c. Fair Entry open date/ close date (Discussion/Action)
  - d. Enrollment in project deadline (Discussion/Action)
6. Fair Committee Structure Fair Representative Reports
  - a. 4-H Leaders - Darren
  - b. County Board - Missy
  - c. Livestock - Scott
    1. By-laws – See attachment (Discussion/Action)
    2. Livestock Rules & Regulations (Discussion/Action)
    3. Carcass & Ultrasound contest (Discussion/Action)
    4. Rabbit and poultry check-in (Discussion/Action)
    5. Any other new business
  - d. Extension - Rachel
    1. Dropping places vs. ribbon only (Discussion/Action)
  - e. Friends of the Fair
7. 2022 Fair
  - a. Managerial Papers – due date and email (Discussion/Action)
  - b. Fair Theme – VOTE and finalize logo – See attachment (Discussion/Action)

- c. Committee Coordinator assignments – (Discussion)
- d. Food Trucks and food stands (Discussion/Action)
- e. ATCP 160 – Premium Checks/State Requirement – See attachment (Discussion/Action)
- f. Sheep Superintendent (Discussion/Action)
- g. Showmanship document – See attachment (Discussion/Action)
- h. Fairbook – Review to vote and finalize (Discussion/Action)
- i. Open Class (Discussion/Action)

- 8. Fair Coordinator Report – Debbie Kitche
  - a. Updates

9. Announcements from members

- 10. Future Meeting Date
  - a. February 9, 2022

11. Adjourn

Eau Claire County Fair Committee Minutes

December 8, 2021

Meeting by WebEx

Meeting was called to order by Jennifer Haan at 7:05 pm.

Confirmation of meeting notice.

Roll Call of members was done by Danyelle Steinke.

Fair Committee members present: Jennifer Haan, Leticia Papke, Tammy Schelwitz, Darren Schlewitz, Scot Zimmerman, Bethany Strauch, Danyelle Steinke, Rachel Hart-Brinson, Missy Christopherson, Tyson Flottmeir.

Others Present: Debbie Kitchen, Eau Claire County Fair Coordinator.

Guests Present: Heather Deluka, Don Mowry, Nick Smiar,

Public Comment: Dusty Bergman – Beef show moved, initial weigh-in concern.

Scot Zimmerman moved to approve November meeting minutes. Second by Tammy Schlewitz. Voted unanimously to approve.

Parks and Forest – No update

4-H Leaders – New President, Lisa Rutker, Food stand in process.

County Board Update – Could have in person meetings soon.

Livestock – Rabbit/Poultry Check-in same time. Scot moved to allow both species to weigh-in at both times at superintendent availability. Jennifer second, motion passes.

New Business – Livestock – Discuss weigh-in concerns because of weather.

Other New Business – Sheep superintendent applications, vote tabled to January meeting.

Extension Update – Rachel discussed advisory committee

Friends of the Fair update – March 1<sup>st</sup> next meeting

2022 Fair – Exhibitor entry, flat \$10 fee instead of sell raffle tickets, vote tabled to January meeting.

- Fair Theme – Sprouting Wisconsin's Future Leaders
- Premium Discussion, Ribbon only criteria, Docking place value criteria discussion
- Food/Food Stands – More information needed
- ATCP160 – discussion tabled to January meeting

Fair Coordinator Report – Working on Fair Book, Parks and Rec Committee

Any Discussion from Members – Showmanship guidelines

Extra Activities at the Fair – Need more sponsors

Next Meeting date is January 19<sup>th</sup> 2022, at 6:30pm

Meeting adjourned at 8:20pm

Respectfully submitted,

Danyelle Steinke  
Committee Clerk

### **January Fair Coordinator Report-**

- Updating fair book
- Working with Awards Committee
- Working on the Fair Schedule
- Updating sponsor mailing, & letter. Should be in the mail by January 17<sup>th</sup>.

### **Attended Wisconsin Fairs Association Convention:**

Suggestion for Fair Committee to work on:

- Need to update Fair Committee Mission Statement
- Strategic Planning
  
- What are fair committee goals?
- What is your growth?
- What is your vision?

### **Orientation and transition of board members:**

- Do you have a system to transition to new board members?

### **Job Descriptions:**

Fair Coordinator – working on updating

Fair Committee – working on updating

Friends of the Fair – working on updating

Extension Eau Claire County – working on updating

Social Media Coordinator – needs to be added

Volunteer Descriptions – needs to be added

Superintendent Descriptions – needs to be added

1.13.2021

Last updated 1.9.2022

CHANGES ARE HIGHLIGHTED IN YELLOW

# Eau Claire County Fair



**Fair Book**  
**July 25-31, 2022**

# Eau Claire County Fair

## **Fair Committee Members:**

Jenni Haan - Chairman  
Letecia Papke - Vice-Chairman  
Danyelle Steinke - Secretary  
Kyle Wathke  
Darren Schlewitz  
Tammy Schlewitz  
Scot Zimmerman  
Tyson Flottmeier - Youth Representative  
Bethany Strauch - Youth Representative  
Missy Christopherson - Eau Claire County Board Representative  
Rachel Hart-Brinson - 4-H Program Educator  
Debbie Kitchen – Eau Claire Fair Coordinator

## **Fair Contact Information:**

### **Debbie Kitchen: Eau Claire Fair Coordinator**

Mailing Address: PO Box 434 Augusta, WI 54722  
Phone: 715.579.4703  
E-mail: [eauclairefair@gmail.com](mailto:eauclairefair@gmail.com)

**Fair Location: 5530 Fairview Drive Eau Claire, WI 54701**

## **Eau Claire University of Wisconsin Cooperative Extension:**

Rachel Hart-Brinson - 4-H Program Educator,  
Lyssa Seefeldt - Extension Agriculture Educator,  
Catherine Emmanuelle - Area Extension Director, Chippewa, Dunn & Eau Claire Counties  
Andy Heren - Administrative Specialist II

The Eau Claire County Fair Committee reserves the right to interpret all rules and regulations. It is understood that each exhibitor at the Eau Claire County Fair subscribes to the rules and regulations found in the fair book.

**FAIR ENTRY OPEN JUNE 1<sup>st</sup> and CLOSING JUNE 17<sup>th</sup> at 8:00PM**

**All exhibitors must enter online using <https://faireentry.com/> (NOT 4-H ONLINE)**

If you are a 4-H member, your 4HOnline profile will be imported into Fair Entry and you will sign in using the same ID and password that you use on 4HOnline. Exhibitors from other youth groups need to create a user ID and password in Fair Entry the first time they log in. Check department regulations for any specific entry requirements. No additional entries will be accepted on entry day unless previously entered in Fair Entry.

# Page # have not been double checked yet

## Table of Contents

Fair Judging Schedule .....	Page 1
What you need to know about fair judging .....	Page 2
Adults Participating in the County Fair .....	Page 3
Eau Claire County Fair Dress Code & Behavior Standards .....	Page 4
Eau Claire County Fair Mutual Respect and Trust Policy .....	Page 5- 7
Tips for Fair Exhibitors .....	Page 8-10
Regulations for all showmanship contests .....	Page 11
Danish System .....	Page 12
Grounds Regulations .....	Page 13
Wisconsin Animal Health Regulations .....	Page 14-21
Livestock Project Rules & Regulations .....	Page 22-25
Ractopamine.....	Page 26
Project Respect .....	Page 27
Premium List.....	Page 28
Department 1-A Dairy .....	Page 29-31
Department 2-A Beef.....	Page 32-34
Department 3-A Swine .....	Page 35-36
Department 4-A Sheep .....	Page 37-38
Department 5-A Goat .....	Page 39-41
Department 6-A Horse & Pony .....	Page 42-55
Department 7-A Poultry .....	Page 56-57
Department 8-A Rabbits .....	Page 58-59
Department 9-A Dogs .....	Page 60-62
Department 10-A Small Pets .....	Page 63
Department 10-B Animal & Veterinary Science .....	Page 64-66
Department 11-A Domesticated Exotic Animals .....	Page 67
Department 13-A Cats .....	Page 68
Department 14-A Plant & Soil Science .....	Page 69-72
Department 15-A Flowers & Houseplants.....	Page 73-74
Department 16-A Natural Science .....	Page 75-82
Department 17-A Youth Organizations .....	Page 83-86
Department 17-B Clothing Revue .....	Page 87
Department 17-C Foods Revue .....	Page 88
Department 18-A Cultural Arts .....	Page 89-95
Department 18-B Cultural Arts .....	Page 96-97
Department 20-A Photography .....	Page 98-102
Department 20-B Television Production .....	Page 103
Department 20-C Computer .....	Page 104-105
Department 22-A Woodworking .....	Page 106
Department 23-A Electricity .....	Page 107
Department 24-A Mechanical Science .....	Page 108-110
Department 24-B Scale Models .....	Page 111-113
Department 25-A Foods .....	Page 114-117
Department 25-B Food Preservation .....	Page 118-119
Department 25-C Foods Revue .....	Page 120-121
Department 25-A Clothing .....	Page 122-125
Department 26-B Clothing Revue .....	Page 126-127
Department 27-A Knitting .....	Page 128
Department 27-B Crocheting .....	Page 129
Department 27-C Clothing Revue – Knitting & Crocheting .....	Page 130
Department 28-A Home Furnishings .....	Page 131
Department 28-B Quilting .....	Page 132
Department 29-A Family Living .....	Page 133
Department 31-A Communications & Demonstrations .....	Page 134-135
Department 32-B Fair Entertainment.....	Page 136
Department 33-A Youth Leadership .....	Page 137
Department 33-B Self Determined & Science Explorations .....	Page 138
Department 35A – Health Science .....	Page 139-140





**Face-to-Face schedule will go in here.**

# What YOU Need to Know About Fair Judging

You've worked really hard on a project and done your very best. You enter your item in the fair and eagerly await what the judge thinks of your efforts. Sometimes it's good news; sometimes it's disappointing. Watching the judging process should give you an idea of what you should keep on doing and where you might improve. Exhibitors, parents, and anyone else are always welcome and encouraged to watch the judging; however, please do not interfere with the department workers or the judge. A good judge will take the time to explain why he/she is placing a grouping in that order. If you still have questions about the judging, wait until the judge is through and then ask politely if he/she could explain a little further. Remember, though, that the judge's decision is final.

There are four types of judging that take place at the fair:

- Danish judging is used for most of the departments and classes in the junior division. All the entries in one lot number are arranged together so the judge can decide what placing to give them. Each of the entries will get a placing, but there is a limit to the number of blue, red, and white ribbons a judge can give. For example, if six chocolate cakes are entered, only two can get a blue ribbon. There is a Danish judging chart in this fair book which shows how many placings the judge can give in an area.
- Regular judging is used when there is an open division and in a few classes in the junior division. This means that only four placings can be given in each lot number - one blue, one red, one white, and one pink. If there were more than four items, the rest of the items would not receive a placing.
- Conference judging means that the entire group of exhibitors for a specific lot number meet with the judge, and the judge briefly discusses each exhibit with the exhibitors. The judge places each exhibit in the appropriate award group by comparing it to the standard of perfection and the quality of the other exhibits according to the Danish system.
- Face-to-face judging means that the exhibitor must be present at the time of judging and talk to the judge about his/her entry. This system is designed to make the fair and judging experience more educational for the exhibitor. The judge places the exhibit in the appropriate award group according to the standard of perfection, or the ideal.

Remember, though, that the most important thing is how YOU feel about your project and what you learned. If you did your best and are satisfied with the final result, then be proud of yourself. Think of the experience you gained and look ahead to the next year.

## For Adults Participating in the County Fair

---

- Kids are watching you today. They are learning from your words and the example you set.
  - Winning is NOT the most important thing that happens at this event.
  - Focus on their EFFORTS, not the outcomes.
  - Focus on the YOUTH, not the ribbons or awards.
  - No matter what the exhibitors' project is, the focus of the volunteer, parent, or guardian should be the youth exhibitor.
  - **Exhibit at your own risk**
  - **No Alcohol, smoking, or vaping on the grounds.**
  - **The Eau Claire County Fair is not liable for accidents, injury or stolen property.**
-

# Eau Claire County Fair Dress Code & Behavior Standards

Junior fair exhibitors are expected to conduct themselves in ways that properly represent their organization and provide a positive image of youth to the public. In order to facilitate this, Junior Fair exhibitors will:

- A. Dress appropriately for all judging and showing events. This means dressing in a way that does not endanger themselves or others, and wearing clothing that covers their stomachs, chests, backs, buttocks, and undergarments. Tops are not to be worn that are:
  - open backed or totally off the shoulder
  - overly sheer so that undergarments can be seen, or
  - low cut so that cleavage is exposed.
- B. NOT swear or use language which is objectionable to other exhibitors, families, judges, or fair staff. Exhibitors will be warned up to two times verbally, and upon the third violation will be asked to leave the show or judging situation.
- C. Any Junior Fair exhibitors found using an illegal drug, tobacco, or vaping product anywhere on the fairgrounds will forfeit all fair privileges.

Failure to comply with the rules listed above will result in the exhibitor being asked to leave the show or judging situation and forfeiting all premiums, ribbons, or any other recognition which would have otherwise been awarded.

---

## **Mission:**

The mission of the Eau Claire County Fair is to provide opportunities for youth who are members of 4-H, FFA, and other youth organizations to showcase their accomplishments and talents. This event, steeped in tradition, allows youth to gain valuable life skills in a safe manner.

In keeping with the mission of the UW-Extension, and in partnership with the citizens of Eau Claire County, the fair seeks to provide opportunities in life-long learning in agriculture, agribusiness, natural resources, family living and youth development. The event provides activities, entertainment, and learning opportunities to the diverse citizens of Eau Claire County and guests from the surrounding area.

# Eau Claire County Fair

## MUTUAL RESPECT AND TRUST POLICY

**Policy:** It is the policy of the Eau Claire County Fair (hereinafter “Fair”) that all individuals, youth and adults, be treated fairly, respectfully and with dignity. The mission of the Fair is to effectively support and build a community of youth learning leadership, citizenship, and life skills. All youth organizations which participate in the Fair have similar missions to accomplish this positive youth development.

**Scope:** This policy pertains to ALL individuals, youth and adults, who participate in the Fair activities, regardless of membership. This includes the members of all youth organizations who are eligible to enter the county fair, including FFA, 4-H, scouting organizations, breed organizations, etc. This applies to all types of interactions including those that are face-to-face, electronic, across all social media platforms, and written.

**Objective:** To promote a safe, cooperative, and enjoyable environment that supports the growth and mentorship of youth and adults alike. This means:

1. Supporting the missions of the Fair.
2. Creating positive, fun environments for all.
3. Developing policies and procedures that are ALWAYS for the good of the youth.
4. Focusing on future solutions, rather than past blame.
5. Looking for solutions that meet everyone’s needs.

**Procedure:** Everyone is expected to adhere to the Mutual Respect and Trust Standards demonstrating mutual respect toward youth and adults alike.

- Always Demonstrating proper manners and common courtesy.
- Using respectful language in all verbal, written and electronic communication.
- Being open and attentive to the point of view of others.
- Listening actively and effectively to understand others.
- Using input and feedback in a respectful manner.
- Expressing disagreements tactfully and respectfully.
- Respecting the ideas, values, and traditions of others.
- Maintaining composure under stress or pressure.
- Following the ground rules established for committees and other groups.
- Empowering and trusting individuals and committees to do the tasks they have been charged with.

Everyone has the responsibility to support an organization free from all forms of disrespectful behavior. Disrespectful behavior can be directed at or instigated by anyone having an interaction whether youth or adults.

Disrespectful behavior includes: ignoring, condescending, sarcastic, rude or any other ill-mannered language or conduct such as disrespectful tone of voice or body language, mimicry, sexual harassment, or any other form of disrespectful behavior directed towards others, whether verbal, written, visual or using electronic communications, and across all social media platforms.

Disrespectful behavior of any kind, ranging from subtle hints or conduct to overt acts, is not acceptable.

**How to respond to an offender:**

- A. Anyone who is treated disrespectfully is encouraged to make it known to the offending individual that the behavior is offensive. Whenever possible, the recipient should make a direct attempt at resolution by informing the offending individual, either verbally or in writing that the conduct is considered disrespectful and must stop immediately.
- B. If the response of the offender is unsatisfactory, or the recipient feels uncomfortable confronting the offender a grievance can be submitted to the Fair Committee Chair. The Fair Committee Chair will attempt to mediate with both parties seeking a resolution.
- C. If resolution is not accomplished this grievance may be shared with the Fair Committee and Fair Coordinator for assistance with resolution.
- D. A formal meeting will occur between the parties involved, the leadership team of the Fair Committee and Fair Coordinator. The Fair Committee and Fair Coordinator have the right to request separate or joint meetings between parties. If reconciliation cannot be accomplished, it will remain the right of the Fair Committee and Fair Coordinator to make final recommendations to all parties involved following mediation. Based on the severity of the violation in mutual respect, actions may include requesting those youth or adults involved to abstain from attending any Eau Claire County Fair events. In severe cases, exploring termination of participation in any future Fair may be suggested.
- E. In special circumstances when the Fair Committee and Fair Coordinator may require additional support in correcting a situation, the Extension Education Committee Chair may be requested to give guidance.

At all times, mediation and resolution will be done respectfully between all parties involved.

**Mutual Respect and Trust Standards**

How we treat and communicate with each other drives the success and enjoyment of everyone’s involvement in the Fair. This applies to all types of interactions including those that are face-to-face, electronic, written, and across all social media platforms.

**Respect:** Everyone shall be always treated with respect. Listening until the speaker is finished, use of appropriate tone of language, positive nonverbal behavior and gestures, positive attitudes, all shall reflect this respect and dignity of the individual especially during times of disagreement. Examples of disrespectful behavior would also include gossiping, negative labeling, questioning someone’s decisions or actions in a public forum and ignoring an individual.

**Language:** Everyone is expected to be courteous and professional in communicating with others. No one shall use language that is profane, vulgar, condescending, demeaning, degrading, sarcastic, sexually suggestive or explicit, or intimidating, racially/ethnically/religiously slurring in any setting when communicating with or about others.

**Behavior:** Everyone is expected to refrain from any behavior that is deemed to be disrespectful, harassing, or intimidating to another individual.

**Confidentiality:** Protecting the privacy of individuals during mediation/reconciliation is the responsibility of the Fair Committee and Fair Coordinator. Everyone has the right to have issues dealt with in a confidential manner.

**Feedback:** Everyone will strive to give others prompt, direct and constructive feedback when concerns or disagreements arise. Feedback should be given objectively, respectfully, and directly to the person(s) involved in a confidential, private setting.

**The Eau Claire County Fair Equity, Social Justice, Diversity and Inclusion (ESDI) Policy.  
The Fair will work within the guidelines set forth by the Eau Claire County policy.**

**ESDI Definitions:**

**Equity:** Conditions that support fairness and justness based on individual needs and circumstances where all members have opportunities to thrive and realize their best within the community

**Social Justice:** The objective of creating a fair and equal society in which each individual matter, their rights are recognized and protected, and decisions are made in ways that are fair and honest.

**Diversity:** Both observable and non-observable individual differences (life experiences, work context, learning and working styles, personality types among others) and group/social differences (race, gender identity and expression, age, social class, country of origin, ability, beliefs, intellectual and cultural perspectives, among others) that can contribute to organizational vibrancy and a dynamic community

**Inclusion:** Proactive, intentional, and thoughtful engagement with diversity to the extent that all feel welcome and have the ability to contribute fully and effectively throughout the community as authentically as each individual chooses to present themselves, with room to grow.

FINAL APPROVAL: Eau Claire County, Eau Claire County Education Extension Committee –  
February 17, 2021

## Tips for Fair Exhibitors

Please try to be present for judging in all of the departments in which you are entered. If you cannot be present for judging and want the judge to be aware of something special about your exhibit such as how you made it, special techniques or materials, etc. print this on a 3x5 card and attach it to your exhibit.

**Double check the instructions in the departments in which you are entered to see if an attached 3x5 card is REQUIRED with your exhibit or if there are any other requirements such as placement of entry tag on exhibit. All posters must be 14"x22".**

## Entry Information

**Fair Entry will OPEN on JUNE 1<sup>ST</sup> - <https://fairentry.com/>**

**Premises Identification must be included on FairEntry**

**For the following species: Beef, Dairy, Goats, Horse, Poultry, Sheep & Swine.**

- 1. ENTRY DUE DATE** – NO EXCEPTIONS - PHONE CALL ENTRIES NOT ACCEPTED. Entry Forms must be completed online in FAIR ENTRY **by Friday, JUNE 17<sup>th</sup> by 8:00 PM**. Any entries after that time will be for RIBBON ONLY.
2. Food Revue, Tractor Driving Contest, Clothing Revue, Demonstration Contest, Carcass Contest and Livestock Project entries due as specified in 4-H newsletter and/or other mailings. Carcass Contest and Livestock Project entries MUST BE PUT ON YOUR FAIR ENTRY **BLANK ALSO**. FAILURE TO DO SO WILL RESULT IN LOSS OF PREMIUM, RIBBON ONLY & NO CHAMPIONS
- ~~3.~~ Exhibits are open only to youth, grades K through 19 years of age as of January 1<sup>st</sup> of the exhibition year. Exhibitors must be involved in a youth organization that has an educational component. ~~which case records are kept of the projects taken.~~ These groups include all Eau Claire County Chartered 4-H Clubs, Eau Claire FFA, Osseo-Fairchild FFA, Augusta FFA, Eleva-Strum FFA, Fall Creek FFA, Mondovi FFA, Elk Mound FFA, Boy Scouts and Girl Scouts based in Eau Claire County, American Poultry Association, Eau Claire County Junior Livestock Group, Junior National Shorthorn Association, Wisconsin Junior Shorthorn Association, Wisconsin Junior Holstein Association, Wisconsin Show Pig Association, any Junior Breed Association that is recognized by the Wisconsin State Fair, Wisconsin Farmers Union Youth Organization, **Boys & Girls Club, Home School, and Church Groups**. If the group you plan to exhibit through does not exist on this list, you must petition the Fair Committee by March 1 of the fair year. That organization must have an educational program related to the fair department you plan to exhibit. ~~If you are not exhibiting through 4-H or FFA, you must also provide proof of membership in that organization with your fair entry form. Grade determination of exhibitors shall be based on January 1 of the year of the Fair.~~
4. An entry fee of **\$10.00** per exhibitor must accompany your entry. Credit card payments will go thru FairEntry.
5. Animal exhibitors will pay a per animal stall/pen/cage fee as follows:
  - \$2.00 per rabbit/poultry cage**
  - \$3.00 per swine, sheep, goat, or exotic entry
  - \$5.00 per dairy or beef entry
  - \$6.00 per cow/calf pair entry
  - \$6.00 per cow~~Maximum amount of \$15 pr exhibitor.~~ There is NO fee for showmanship.



## 6. **Double-check your entries for correctness and completeness!**

7. No pre-entry for Best Fitted, President's Class, nor championship classes in any departments.
8. Only **ONE** exhibit in each lot number is allowed in any Class or Department. (You cannot compete with yourself).
9. Limit 5 entries per class, unless otherwise specified. (Extra entries scratched)

10. Be sure you have entered correctly. **No changes in entries are permitted after 8:00pm on June 17th. Changes in entries after June 17th, will be RIBBON Only and not eligible for championship.**

11. Exhibits must be in place by the time specified in each department. Exhibits brought in after the specified time will be shown for ribbon only, not eligible for premium or championship. Check each department for deadline time.

### **SEE GENERAL RULES AND/OR REGULATIONS PERTAINING TO SPECIFIC DEPARTMENTS AT THE BEGINNING OF THOSE DEPARTMENTS.**

12. Exhibits entered in the wrong class will be judged in the correct class, awarded a ribbon, but will not be recorded on the Judge's sheet and will not receive a premium or be eligible for a champion award.

13. Failure to follow the special instructions listed in each department, such as attaching a 3"x5" card or the wrong size poster, will result in loss of premium and not be eligible for champion awards.

14. Exhibitors who have not submitted on FairEntry entry are not allowed to exhibit.

15. Entry tags will be mailed out to the exhibitors around July 15<sup>th</sup>, 2022.

16. Entry tags must be attached to exhibits or cages. Animal exhibitors must have their livestock entry tag in their possession when showing their animals. Check department number, lot number and description on each entry tag to be sure it matches the exhibit you entered.

17. Check the schedule published prior to the fair for specific judging times for each department.

18. Entries, entry tags and judge's sheets cannot be changed unless an error was made by the Fair Office- Staff. Any errors should be corrected before judging.

19. Articles not listed in this premium book cannot be brought to the fair for exhibition.

20. The superintendent of a department or the Fair Office will disqualify any article previously exhibited.

21. All posters throughout the Fair will be 14"x22".

22. All entries must be the work of the exhibitor and must have been completed since the last fair unless otherwise specified.

23. **Any group or individual with a proposal for any type of fundraising to take place at the fair must submit their idea to the Fair Committee prior to the fair seeking approval, or the fund raising will not be permitted.**

## **Live Animal Exhibits**

1. Any animal shown in the Eau Claire County Junior Fair must be under the daily care of an Eau Claire County 4-H, FFA or member of other youth organization as stated above, (see rule #2).
2. Any animal exhibited must be owned by the exhibitor or managed following an agreement worked out between the animal's owner and the exhibitor which establishes a significant contribution by the exhibitor in the care and training of the animal.

3. POSSESSION DATES: May 1 unless otherwise specified in the department.
4. To exhibit animals, youth must be in at least 3<sup>rd</sup> grade during the current project year.
5. The exhibitor must provide watering containers, hoses and equipment for their livestock.
6. Exhibitor must furnish his own feed, bedding and equipment. NO HAY, STRAW OR EQUIPMENT IS TO BE STORED IN STALLS WITHOUT THE SUPERINTENDENT'S PERMISSION. **ALL PENS ARE TO BE CLEANED PRIOR TO THE RELEASE OF ANIMALS ON SUNDAY** and all manure is to be piled in specified areas or containers.
7. Each animal entered is exhibited at the owner's risk, MUST BE FED AND CARED FOR BY THE EXHIBITOR and shall remain until the close of the fair. Anyone found in violation shall forfeit the premium for the animal(s). Excessive heat and humidity will require closer observation of your animal's needs. Exhibitors receiving a warning for not properly caring for their animals will have 4 hours to correct the problem or will forfeit their premiums.
8. Carefully read the health rules and other rules for each species in the departments in which you are exhibiting.
9. Before those animals which require health certificates and/or proof of vaccination are unloaded, their entry tags and health and/or vaccination certificates must be checked by the Superintendent of the Department **or fair staff.**
10. It is the responsibility of the exhibitor to see that his or her animal gets to the judging ring on time. If an animal is unruly, unduly wild or excited, and endangers the safety of the exhibitors and/or the general public, the exhibitor will be requested to remove the animal from the Fairgrounds.
11. ANIMALS MAY NOT BE EXHIBITED OR HOUSED WITH OFFSPRING AT THEIR SIDE unless a class is provided.
12. Animals must be exhibited in the show ring by the boy or girl in whose name the animal is entered, or by another Eau Claire County Club member if approved by the Department Superintendent.
13. **No animal will be released during the fair for exhibit at another show unless approved in advance by the department superintendent and the Fair Office—Coordinator by July 1<sup>st</sup>.**
14. Live animal exhibitors must wear his or her entry number and have entry tag in their possession.
15. **Managerial Animals: Any exhibitor showing a managerial animal will be required to provide a "Managerial Agreement" that is in effect prior to May 1.** An agreement form is available on Eau Claire County website and must be emailed to [eauclairefair@gmail.com](mailto:eauclairefair@gmail.com). Any infraction of ownership rules shall cause forfeiture of premiums.
16. All beef entered in purebred lot numbers must be registered with their respective American Registry organization. Certificates of registry or evidence of pure breeding will, in all cases, be required for examination by fair officials.
17. **Animals must be feed & watered by 9am each morning of the fair. Pens, aisles, and tack areas must be ready for public viewing by 9am each morning. If rules are not followed will result in a loss of premium.**
18. No one, except exhibitors of animals, judge(s), fair officials, livestock project superintendent, and approved ring help are allowed inside a show area during exhibition.
19. Fitting equipment and chutes must be removed from the aisles following the show. Consult your department superintendent to find out where to store them.
20. Livestock exhibits (owned or managerial) will be cared for and fitted for show by the exhibitor, Eau Claire County Fair youth exhibitor, or immediate family members (parent, stepparent, legal guardian, sibling, or stepsibling) of the exhibitor only.

21. **ALL exhibitors showing beef (market or breeding), swine (market), dairy, sheep (market or breeding), goat (market or breeding), rabbits, exotics, or poultry MUST COMPLETE YQCA to exhibit at the fair BEFORE ENTERING ON FairEntry.**

## REGULATIONS FOR ALL SHOWMANSHIP CONTESTS

Danish System of Judging will be used. **All members must enter showing animals in which a showmanship class exists will be entered automatically in the Showmanship Contests.** Exhibitor can only show an animal that has been their entry in a regular class. ~~May be a previous winner of this contest.~~ Beef, Sheep & Swine Showmanship will be held following judging of other classes.

**All Livestock Market Project exhibitors must show in showmanship or they cannot sell their animals. The animal shown for showmanship must be an entry within the livestock market project species that the exhibitor has entered and exhibited. In order to sell at the Livestock Auction, exhibitors must participate in showmanship in the species being sold. The animal sold must be the same species as that shown in showmanship.**

- Senior Showmanship Contest - Grades 9 and over as of January 1 of exhibit year.
- Intermediate Showmanship Contest - Grades 6 through 8 as of January 1 of exhibit year.
- Beginner Showmanship Contest - Grades 3 through 5 as of January 1 of the exhibit year.

### RULES AND REGULATIONS

General supervision of the grounds and the exhibition is under the direction of the Director of the Exposition Center.

#### A. ENTRIES AND EXHIBITS:

See pages A-1 and A-2

#### B. JUDGES AND JUDGING:

1. Impartial judges will be selected.
2. Danish judging procedures are described in Ag 5.91 b & c on page A-5.
3. Face-To-Face judging procedure:
  - The exhibitor brings the exhibit to the judge.
  - Judge discusses exhibit with exhibitor.
  - Judge places the exhibit in the appropriate award group according to or comparing it to a standard of perfection or the ideal.
4. Conference judging procedure:
  - All exhibitors in a class for a particular lot number bring their exhibits to the judge.
  - Judge discusses quality of the exhibits with the exhibitors.
  - Judge places the exhibits in the appropriate award group by comparing to the standard of perfection and the quality of the other exhibits according to the Danish Judging System.
  - Exhibit will not receive premium if the exhibitor is not in attendance for Conference Judging unless excused by department superintendent because of scheduling conflict.
5. A champion can only come from among blue ribbon exhibits and will be awarded at the discretion of the judge(s).
6. You **MUST** follow specific instructions listed for each class. Failure to follow these instructions will result in loss of premium.

7. Judges are instructed that if the exhibitor or members of family attempt to influence the judge's decision, the superintendent or judge may exclude that exhibit from competition
8. Grievances may be filed in writing addressed to the Eau Claire County Fair Committee.
9. Final interpretation of any rule in question will be made by the Fair Committee.
10. Only Fair-Office Staff, Extension Staff and Department Superintendents or assistants, may handle and examine judging sheets until placings for all lot numbers are recorded.

<b>Maximum Placing for State Aid - Danish System</b>				
<b>Number of Entries</b>	<b>1st Place no more than</b>	<b>2nd Places Available</b>	<b>3rd Places Available</b>	<b>4th Places</b>
1	1	-1	-1	-1
2	2	-2	-2	-2
3	2	1-3	-3	-3
4	2	2-4	-4	-4
5	2	2-4	1-5	-5
6	2	2-4	2-6	-6
7	2	2-4	2-6	1-7
8	2	2-4	2-6	2-8
9	2	2-4	2-6	3-9
10	2	2-5	3-7	3-10
11	2	3-5	3-8	3-11
12	3	3-6	3-9	3-12
13	3	3-6	3-9	4-13
14	3	4-7	3-10	4-14
15	3	4-7	3-11	4-15
16	4	4-8	4-12	4-16
17	4	4-8	4-12	5-17
18	4	5-9	4-13	5-18
19	4	5-9	5-14	5-19
20	5	5-10	5-15	5-20
21	5	5-10	5-15	6-21
22	5	6-11	5-16	6-22
23	5	6-11	6-17	6-23
24	6	6-12	6-18	6-24
25	6	6-12	6-18	7-25
26	6	7-13	6-19	7-26
27	6	7-13	7-20	7-27
28	7	7-14	7-21	7-28
29	7	7-14	7-21	8-29
30	7	8-15	7-22	8-30
31	7	8-15	8-23	8-31
32	8	8-16	8-24	8-32
33	8	8-16	8-24	9-33
34	8	9-17	8-25	9-34
35	8	9-17	9-26	9-35
36	9	9-18	9-27	9-36
37	9	9-18	9-27	10-37
38	9	10-19	9-28	10-38
39	9	10-19	10-29	10-39
40	10	10-20	10-30	10-40

An exhibit may be given a lower placing, thereby increasing the number in that category, but the number may not be increased in a higher category. The second number is the total number allowed in that placing. Classes of 16 or more may be split into approximately equal groups and each will be judged as a class.

## C. GROUNDS REGULATIONS

1. Careless driving on or near fairgrounds is prohibited by law.
2. Fairgrounds will be closed at 11:00 p.m. Check fair schedule for Check-in Gate times open.
3. **No camping is permitted on the fairgrounds** - County Code 16.60 except by following the procedure outlined by the Expo Center.
4. Overnight sleeping in barns is prohibited.
5. ~~Between the hours of 11:00 p.m. and 5:00 a.m., the Superintendents in departments were deemed necessary, must make arrangements to have an adult present for supervision (for youth - if animals are being prepared for show).~~
6. Anyone on the grounds between 11:00 p.m. and 5:00 a.m. will be asked to leave by Fair Staff or the Security Officer on duty. Exhibitors in the Dairy Department can receive a pass from the Dairy Superintendent.
7. **NO alcohol consumption allowed on the grounds with the exception of the open class wine and beer judging event. No illegal drugs, tobacco products, or vaping.**

## D. INTERPRETATION OF RULES AND REGULATIONS

The Fair Committee reserves the full and absolute right to interpret rules and regulations, and to arbitrarily settle and determine matters, questions and differences in regard thereto, or otherwise arising out of, or connected with, or incident to the fair.

## Ag 5.07 Judging regulations

1. Judging shall be done at county and district fairs by individuals who are registered with the department and who have knowledge, training or experience in the specific class or classes to be judged as determined by the department. Judging shall be done in accordance with the requirements of Ag 5.08 (3)(a). In no case shall any person who is an officer or director of a fair be eligible to judge exhibits at such fair; nor shall any person interested directly or indirectly in exhibits shown in any department of a fair be eligible to judge articles or animals in that department.
2. Each judge can find Department classes in the Fair Book found on: [eaucliarefair.com](http://eaucliarefair.com) ~~shall be provided with a copy of the appropriate section of the premium book at least 7 days prior to the opening date of the fair at which he or she shall act as a judge.~~
3. No animal or article, irrespective of the number of entries in the class in which it is entered, shall be awarded a higher rating than its merit would entitle it to in comparison to the standard of perfection in the class.
4. (a) No state aid will be paid on premiums awarded under the Danish system in any classes except in the junior and educational departments.  
(b) When classes in the junior and educational departments are judged according to the Danish system, 4 group placings shall be awarded in any class. When there are less than 8 exhibitors in the class, there shall not be more than 2 in the first group, not more than 4 in the first 2 groups and not more than 6 in the first 3 groups. If there are 8 or more entries in the class, there shall not be more than 25% in the first group, not more than 50% in the first 2 groups, and not more than 75% in the first 3 groups.  
(c) The number of awards in the last group placing may be increased to the extent necessary to give awards to all exhibitors.

**UPDATED RULES AND REGULATIONS HAVE NOT BEEN APPROVED BY FAIR COMMITTEE**

## **2020/2021 Eau Claire County Livestock Project**

### **RULES & REGULATIONS**

**(Revised 02/08/2021)**

1. Any county recognized youth organization (national, state, or local) member enrolled in the beef, dairy beef, sheep, goats, or swine project may participate. Members must be in at least 3<sup>rd</sup> grade during the school year preceding the fair to exhibit. Members must be in at least 4<sup>th</sup> grade preceding the fair to show a steer. Participation in showmanship classes will be MANDATORY TO SELL. All exhibitors are required to enter showmanship.
2. A \$30.00 family fee will be collected from all families in the project. The fee will be collected at the initial project meeting to cover banquet, buyer social costs, and the cost of the Thank You ad in the newspaper. If the family fee is not paid by January 1<sup>st</sup>, 2021, the fee will increase to \$35.00. Fees are non-refundable.
3. Each exhibitor and family are required to sign up for and contribute to a committee assignment.
4. Waivers for educational (college, tech school), military or work related (out of the area) reasons must be turned into the Livestock Committee secretary for approval by January 1<sup>st</sup> of the selling year or the exhibitor will be required to obtain the **4** points to sell.
5. All weigh-in or entry fees are NON-REFUNDABLE.
6. **Requirements to sell at the auction:**
  - Must have earned at least 4 points on the point system.
  - YQCA is required for selling at the auction and will NOT be worth points.
  - Three (3) Buyer Contact Forms or Signed Contact Seller Letter with 3 names, date and business must be completed and turned in by NOON Thursday of the fair.
7. All meetings and other educational events are worth 1 point. Fitting and showing clinics are worth 2 points. Buyer Contact forms are no longer worth points.
8. A member may sell a maximum of one animal at the County Auction that has been shown in a market class and correctly entered. The exhibitor will be allowed to have that same one animal in the Ultrasound Contest. Members exhibiting more than one market animal species must positively notify the Livestock Committee which animal will be **sold by July 15** substitutions for Grand and Reserve Champion will be allowed. Exceptions will be discussed on a case-by-case basis with the Livestock Leadership Team.
9. Livestock project animals may be of either sex. Males must be castrated **before** the initial weigh-in. Sheep, Goats and Beef will be checked at weigh-in to confirm they are not stag animals.
10. All beef must be dehorned, nubbins/scurs must be 1" or less.

**BEEF:** Four animals may be weighed on December 12, 2020 from 8-10 am, from which you may select one to sell. Suggested weight at the start of the project should be between 500 and 700 lbs., 800-900 lbs. for dairy. **All beef must be haltered before unloading.** All animals should have been born in 2020.

**SHEEP:** Four animals may be weighed Saturday April 17, 2021 from 8-10 am from which you may select one to be sold. Maximum weigh-in weight is 100 lbs. **All sheep must be haltered.**

**SWINE:** There will NOT be a weigh-in for swine. Tags for up to 4 animals will be distributed at the Goat and Sheep

weigh-in on Saturday April 17, 2021 from 8-10 am **location TBA**. Exhibitors or a family member must be present to pick-up tags.

**GOAT:** Four animals may be weighed Saturday April 17, 2021 from which you may select one to be sold. Minimum start weight is 30 lb. All goats should be born after December 2020. All goats must be haltered.

11. Each member is required to complete a weigh-in form on-line. Family members can substitute animals between family members, even if listed on different weigh-in forms. Substitute animals must be raised on the same premise. If more than one family has animals at the same premise, **each** family member must complete a weigh-in form.
12. An official ear tag must always be in the animal's ear. The Adult Leadership Team should be notified when only one official ear tag remains to have the animal retagged. Each new tag for retagging will be \$5.00.
13. Rate of gain is an important part of this project. Beef will be weighed to establish beginning weights on Saturday, December 12, 2020 from 8-10 AM at Altoona Equity Livestock Market. Swine will not have a weigh-in, tag distribution will be Saturday April 17<sup>th</sup> from 8-10 am at TBD. Sheep and goats will be weighed on Saturday, April 17 from 8-10 AM at TBD. Weights must be verified by the Leadership Team.
14. Feed and cost records must be kept from the beginning to completion of the project on each animal weighed/tagged and exhibited at the fair for the project and turned in at the fair. This is required of all members in this project, regardless of age. All records will start at weigh-in date unless records are provided from time of birth or purchase. Records must be completed and turned in to the superintendent by NOON Thursday, or penalty will be extra 5% commission. Days on feed after weigh-in for each species will be sent by email before the fair.
15. Those exhibitors showing Managerial Animals must have a managerial agreement on file at the Fair Coordinator by May 1 of the exhibition year.
16. The Eau Claire County Fair will be a terminal show for the swine project. ALL swine entered in the project (those in the auction and extra swine) will be terminal. Exhibitors will be REQUIRED to sign a contract by July 1st stating where the extra animal will be taken after the fair. Swine exhibitor and family will take full responsibility for deciding to exhibit at the fair. The Eau Claire County Livestock Project, Eau Claire County Fair Committee or Eau Claire County will not be responsible for any illness that may be contracted while exhibiting at the Eau Claire County Fair. Market hogs will not be allowed to enter the show ring unless it is on file which processing facility they will go to if you maintain ownership of the carcass.
17. YQCA is mandatory to sell at the auction and NOT worth points. This is available on-line only. This must be completed by July 1<sup>st</sup>, 2020.
18. Livestock Project members must enter the **Market Class** to show the live animal and the **Ultrasound Contest** to sell at the auction and participate in the ultrasound contest on their fair entry forms. **Animals that are NOT entered in the Ultrasound Contest will NOT be sold in the auction and will not participate in the ultrasound contest.** Exhibitors entering the ultrasound class may have their animal harvested at the county's designated locations. Members can only have their auction animal in the ultrasound contest & total performance. The carcass contest will be an optional entry.
19. ALL AUCTION ENTRIES MUST BE ON PREMISES BY THURSDAY AT 11:00 a.m. Animals will be weighed and ultrasound only if they have an official ear tag. ANY ANIMAL NOT WEIGHED/ULTRASOUNDED DURING THIS PERIOD WILL NOT BE SOLD. ALL AUCTION ENTRIES must be weighed in by 11:00 a.m. on Thursday of the fair. All animals must be brought to the scale/ultrasound area by a **family member**.
20. COOL forms for Goats & Sheep are due at the time of weigh in at the fair (includes premise ID number).



21. All meat animals can cross the scale ONE time at the fair. They must meet the minimum weight requirement (above) at that time.
22. Animals must meet BOTH grade and weight requirements to be sold in the auction as listed below:
  - BEEF:** Grade of Select or better (a live grade of Select- or less will not be eligible to sell) with minimum weights. Beef 1,100 lbs., Brown Swiss and Holstein Beef 1,250 lbs., and all other Dairy Beef 1,100 lbs., with 1.5 average daily gain.
  - SHEEP:** Choice or prime with minimum weight of 100 lbs. with .4 average daily gain
  - SWINE:** U.S. No. 1 or 2 with minimum weight 230 lbs. with 1.5 average daily gain
  - GOAT:** Choice or prime with suggested weight of 80 - 100lbs with a .25 average daily gain.
23. All Exhibit Project sheets must be posted above the animal by NOON on Thursday. Failure to comply will result in 5% extra commission. Failure to add the buyer's name on the Exhibit Project sheet by 10 PM on Saturday evening will result in another 10% commission.
24. All Federal and State Health Regulations including the restriction and prohibition of the use of drugs must be followed.
25. Superintendents may disqualify any animals from the Auction and Carcass/Ultrasound Show if they have knowledge or evidence of it being tranquilized. **Members are responsible for any drug label withdrawal.** This includes all drugs requiring withholding periods whether included in feed or injected.
26. Eau Claire County requires ALL livestock entries to have an Intrastate Health Certificate. This certificate must be shown to the superintendent before unloading at the fair. Animals with warts and/or ringworm will be sent home if treatment has not been started and authenticated by a veterinarian.
27. Live animal classes at the Fair may or may not be split depending on the number or size of animals. Methodology will be determined by the Livestock Committee with implementation by Livestock Superintendents.
28. The interpretation of these rules and any other questions shall be referred to the in the following order: 1. Livestock Superintendents/Livestock Committee, 2. Eau Claire County Fair Committee. Exhibitors requesting rule interpretation may be asked to put their request in writing.
29. Anyone who violates the rules set up by the Eau Claire County Meat Animal Project Committee will be barred from the following year's sale.
30. All clubs and organizations must have their barn areas cleaned by 9:00 a.m. on Tuesday following the fair per the directions from fair personnel.
31. All members, to complete the project, must attend the Meat Animal Project Banquet following the fair. The banquet will be held on Friday, following the fair at the Augusta Bridge Creek Fire Station. Any exception to this rule MUST be submitted in writing BEFORE the end of the fair and approved before the last day of the fair by the Livestock Committee. The **ONLY** exception is a youth activity or family function. Unexcused absences will result in a 5% reduction in check.
32. Total performance will be awarded based on points earned from the placing in the live class, rate of gain and ultrasound placing for Beef, Sheep and Goats. Swine will have live class and ultrasound points for Total Performance. Ties in Total Performance will be decided by the exhibitor's placement in Showmanship.

33. Any exhibitor selling at any other county sale in the same year that he/she sold at the Eau Claire County Sale will not be allowed to sell in the Eau Claire County Youth Livestock Sale the following year. This does not include the Wisconsin State Fair.
34. Sale order will be a random draw for all species – champions will sell at 8:00 p.m.
35. The swine have a maximum payout based on 300 pounds. Buyers will only pay on the first 300 pounds of the animal.
36. ALL SALES ARE FINAL, NO EXCEPTIONS. Livestock Committee does NOT guarantee final sale prices will be above market.
37. ***If an animal carcass is condemned or unusable, the member is responsible for replacing the animal with a comparable animal or the buyer's check may be returned by the exhibitor including all commissions and costs.***
38. Sales Commission is 3½%. This commission will be assessed to cover the cost incurred in having the project and conducting the sale. **Transportation of animals to slaughter facilities will be \$15.00 for beef and \$10.00 for swine, goats, and sheep.**
39. Once the animal is sold, it becomes the property of the buyer. However, the exhibitor has the responsibility of caring for the animal until it leaves the fairgrounds and for **assembling all slaughter animals for loading**. Beef exhibitors are to furnish the buyer of their animal with a rope halter, not twine. ALL PENS MUST HAVE COMPLETED APPROVED CHECK OUT PROCESS with the Superintendent before leaving. **Not checking out with your species Superintendent will result in a 5% deduction from the exhibitor's commission check.**
40. Animals not going to slaughter are not released from the fairgrounds until 4:00 p.m. on the closing date (Sunday) of the fair. The swine show is a terminal show with no hogs going home. Any exhibitor seeking early release for an animal for the purpose of showing in another show must make a request in writing to the Fair Committee and the Department of Ag, Trade & Consumer Protection by July 1.

# Eau Claire County Fair and Use of Ractopamine

Ractopamine-free swine production is now a market specification/requirement throughout much of the U.S. pork packing industry. ~~Beginning with the 2021 Fair~~ The Eau Claire County Fair Committee is requires exhibitors not to use the feed additive Ractopamine, also known as (Paylean®, Engain®) for feeding project animals.

Ractopamine is a feed additive that changes how the pig partitions nutrients and energy to muscle and fat cells. It increases the amount of protein deposited in muscle cells and increases the rate that fat is removed from storage. The net effect is that a greater portion of the carcass is lean protein.

This change is coming in part because the United States has the opportunity to increase its pork exports globally. While Ractopamine is approved by the U.S. Food and Drug Administration, it is banned in many countries that are potential buyers of U.S. pork and as a result many processing plants will not accept swine that have been fed the additive. An integral part of the Livestock Project is understanding the marketing of our animal products to industry and what the consumer of those products is looking to purchase.

Moving forward, the Fair Committee is banning the ~~product in 2021 in~~ project animals and placing testing protocols in place to ensure the product we are providing to our consumers is meeting industry standards. The Eau Claire County Fair Committee is urging exhibitors to check feed tags to make sure Ractopamine is not added to their animal's feed. Exhibitor's animals will be tested randomly, those testing positive for Ractopamine will be required to pay for any testing and replace any carcass purchased through the Eau Claire County Fair auction. The exhibitor may be ineligible for future participation in the Livestock Project and Fair.



# Animal Health Regulations

## Fairs and Shows in Wisconsin: 2022 Season

This is a summary of animal health requirements for fairs, shows and exhibitions only. They are not necessarily the same as requirements for importing animals into Wisconsin or moving them within the state for other purposes. They may change if animal diseases occur in Wisconsin or elsewhere, so you should always check our website or contact us for current information. Fairs or exhibitions may have additional requirements. Exhibitors should contact the event organizers for more information. Ref. s. ATCP 10.87, Wis. Admin. Code

<p><b>General Requirements for show organizers</b></p>	<p><b>All fairs or exhibitions of any length</b> must obtain, review, and keep for five years all required records and test results:</p> <ul style="list-style-type: none"><li>• Exhibitor's name and address</li><li>• Animal identification (number, type, description, and, when required, official identification (see requirements for different animals below))</li><li>• Documents showing compliance with disease testing and other health requirements</li><li>• Livestock premises number, if any, where animals originated</li><li>• Documentation showing legal importation to the event (if applicable) and, when required, movement to the event (see requirements for different animals below)</li><li>• For swine, a record of any swine transported directly to a slaughtering establishment</li><li>• For swine, a record of any swine transported to an animal market where all animals sold at the market sale for that day were shipped directly to a slaughtering establishment</li></ul> <p><b>Fairs or exhibitions lasting more than 24 hours</b> must appoint a licensed veterinarian to inspect all animals daily.</p> <p><b>Please note:</b> Except in specific circumstances, if an animal already bears an official 840 eartag, that eartag must not be removed and additional official eartags must not be applied. Instead the existing eartag must be read and recorded when a record of that animal is required. (Ref. s. ATCP 10.045, Wis. Admin. Code)</p> <p><b>These regulations apply</b> to all fairs and exhibitions, including additional events (like rodeos, shows, or other organized events) that occur in conjunction with the fair.</p>
--	--

<b>Diseases</b>	<p><b>Animals that show evidence of having contagious or infectious diseases</b> may not be commingled (or housed/kept) with other animals at a fair, show, or other exhibition in such a way as to allow disease to spread. Such animals should not attend the fair, show, or exhibition. Animals may be denied entry if they arrive at these events with contagious or infectious diseases, isolated and/or removed if they develop disease after arriving, or be subject to other action as would be necessary to control disease.</p> <p><b>Bovine animals with ringworm, mange, warts or scab</b> will be removed from the fair or exhibition premises, unless the veterinarian in charge finds warts or ringworm lesions are incapable of transmitting disease.</p>
-----------------	---

## Cattle and bison

**Cattle from within Wisconsin** have no requirements for tests or health documents.

**Cattle from outside Wisconsin** must:

- Be accompanied by certificate of veterinary inspection (CVI or health certificate) documenting official animal identification (ID) and all required tests and certifications
- Have at least one form of official individual ID (including steers)
- Meet all of Wisconsin's normal requirements for import (see [https://datcp.wi.gov/Pages/Programs\\_Services/CattleBison.aspx](https://datcp.wi.gov/Pages/Programs_Services/CattleBison.aspx))

### **Acceptable animal IDs for all cattle from outside Wisconsin**

- USDA metal ear tag number that is part of the National Uniform Eartagging System (NUES) (starts with state 2-digit code, also known as "brite" tag); this includes the orange brucellosis vaccination tag
- 15-digit "840" tags (visual or RFID)
- Valid only if applied before March 11, 2015:
  - Manufacturer-coded RFID tag - 15-digit number with the first three digits in 900s
  - American ID tag – 8 to 12-digit number prefaced with "USA"

### **Brucellosis requirements for cattle from outside Wisconsin**

No cattle from outside Wisconsin are currently required to be brucellosis tested or vaccinated to come to fairs and shows in Wisconsin

### **Tuberculosis (TB) requirements for cattle from outside Wisconsin**

For requirements by state, see: [https://datcp.wi.gov/Pages/Programs\\_Services/CattleBison.aspx](https://datcp.wi.gov/Pages/Programs_Services/CattleBison.aspx)

**Cattle from Michigan's Modified Accredited Zone (for cattle from Michigan's TB Free Zone, see requirements by state above)** also need:

- Import permit
- To originate from a herd that has a negative whole-herd TB test within 12 months before arrival in Wisconsin that includes all animals 1 year and older
- Negative individual TB tests within 60 days before entering Wisconsin
- To return directly to the state of origin after the show, and there must be a statement on the CVI that they will be doing so

For information on obtaining an import permit:

- Online [https://datcp.wi.gov/Pages/Programs\\_Services/AnimalMovementPermits.aspx](https://datcp.wi.gov/Pages/Programs_Services/AnimalMovementPermits.aspx) □  
Email [DATCPAnimalImports@wi.gov](mailto:DATCPAnimalImports@wi.gov)
- Call 608-224-4872

**Cattle from Canada** must meet current federal requirements to enter the United States.

(See <https://www.aphis.usda.gov/regulations/vs/iregs/animals/downloads/ca-protocol-imp-cattlebison.pdf>)

Requirements are subject to change as conditions warrant. For current information, check [https://datcp.wi.gov/Pages/Programs\\_Services/CattleBison.aspx](https://datcp.wi.gov/Pages/Programs_Services/CattleBison.aspx).

## Swine

**Swine from within Wisconsin** need a Wisconsin intrastate certificate of veterinary inspection (CVI or health certificate):

**Note:** Herd of origin means the herd in which the pigs currently reside, likely the exhibitor's herd. When pigs are purchased from a herd, the herd from which they originate is the herd of origin for the seller. Once the purchased pigs are added into the buyer's herd (even if the buyer's herd only consists of one or just a few animals), the buyer's herd becomes the new herd of origin and that herd must meet testing requirements to move pigs again.

- Stating that the entire herd of origin was inspected on the farm within 30 days before the show and showed no signs of disease.
- **Non-terminal Exhibitions:** All swine must have a PRRS (Porcine Reproductive and Respiratory Syndrome) and PEDv (Porcine Epidemic Diarrhea virus) test of the herd of origin within 90 days of the exhibition. Include test date, type, and results on the CVI. For swine originating from herds with positive tests, include the herd plan number on the CVI. □ **Terminal Exhibitions:** No testing requirements.

**Note:** Terminal Exhibitions are those at which all the swine go directly from the fair/show to the slaughtering establishment OR to a slaughter only market sale. If going to a slaughter only market sale, contact the Division of Animal Health fair inspector for required information to collect.

**Note:** If the fair intends to use a load-out facility, contact the Division of Animal Health in advance to discuss requirements that must be met.

**Swine from outside Wisconsin** need a certificate of veterinary inspection that includes the following:

- The negative results of the PRRS test from the swine's herd of origin conducted within 90 days prior to movement into Wisconsin including test date, type, and results.
- The negative results of the PEDv test from the swine's herd of origin conducted within 90 days prior to movement into Wisconsin including test date, type, and results.
- A statement that the veterinarian has inspected the entire herd of origin within the past 30 days and that no clinical signs of PRRS and PEDv or any other apparent disease was present at the time of inspection
- Official individual identification (ID)
- If the herd of origin tests positive for PRRS and/or PEDv, contact the Department of Agriculture, Trade and Consumer Protection at 608-224-4872 for options. Acceptable methods of ID for swine are:
  - USDA silver ear tag
  - USDA 840 ear tag, either visual or RFID
  - Breed association tattoo if the pig is a purebred and the tattoo is registered
  - An ear tag with the premises identification number and a unique identifier □ Ear notch if the pig is a purebred and the notch is registered

Requirements are subject to change as conditions warrant. For current information and for PRRS and PEDv testing options, check

[https://datcp.wi.gov/Pages/Programs\\_Services/SwineMovement.aspx](https://datcp.wi.gov/Pages/Programs_Services/SwineMovement.aspx).

## Sheep and goats

**Note:** These rules do not apply to non-domestic sheep and goats. See Exotic Ruminants below.

### **Sheep and goats from within Wisconsin need:**

- If sexually intact, need official individual identification (ID) at any age.
- If not sexually intact, need official individual ID if they are 12 months or older.
- See below for Official ID options.
- Cannot be under restriction for movement to fairs and shows.
- Sheep and goats that go to a market or slaughter establishment after the fair should have an owner hauler statement to move from the fair to the market/slaughter establishment.

### **Sheep and goats from outside Wisconsin need:**

- Certificate of veterinary inspection (CVI or health certificate) and official individual ID for all animals.
- See below for Official ID options.
- See below for additional requirements for goats from Michigan's Tuberculosis Modified Accredited Zone.
- Sheep and goats that go to a market or slaughter establishment after the fair should have an owner hauler statement to move from the fair to the market/slaughter establishment.

### **Official Identification includes:**

- Scrapie eartags (including tags on neckstraps for animals with absent/injured ears or with official tattoos – see DATCP Website\*)
- USDA 840 ear tags
- Legible breed tattoos (see DATCP Website\* and NOTE below)
- Legible scrapie tattoos (see DATCP Website\* and NOTE below)
- Approved microchips (Electronic Identification/EID) – There are many requirements that need to be met to use microchips including a requirement for accompanying tattoos. See DATCP Website\* and NOTE below.
- **NOTE:** All sheep and goats **that go through a market or to slaughter** and require Official Identification **must be eartagged** with Official ID. Official ID in the form of a tattoo or Electronic Implantable Identification (EID) is no longer sufficient when moving through a market or going to slaughter.
- **NOTE:** If a Wisconsin origin animal is neutered, less than 12 months of age, and moving through a market after the fair, the market may require Official ID in the form of an ear tag.
- \*For more information on official identification and for owner hauler statements see DATCP Website at [https://datcp.wi.gov/Pages/Programs\\_Services/OfficialID.aspx](https://datcp.wi.gov/Pages/Programs_Services/OfficialID.aspx)

### **Goats from Michigan's Tuberculosis (TB) Modified Accredited Zone also need:**

- Import permit
- To originate from a herd that has a negative whole-herd TB test within 12 months before arrival in Wisconsin that includes all animals 1 year and older
- Negative individual TB tests within 60 days before entering Wisconsin



	<ul style="list-style-type: none"> <li>To return directly to the state of origin after the show, and there must be a statement on the CVI that they will be doing so</li> </ul> <p>For information on obtaining an import permit:</p> <ul style="list-style-type: none"> <li>Online <a href="https://datcp.wi.gov/Pages/Programs_Services/AnimalMovementPermits.aspx">https://datcp.wi.gov/Pages/Programs_Services/AnimalMovementPermits.aspx</a> □ Email <a href="mailto:DATCPAnimallImports@wi.gov">DATCPAnimallImports@wi.gov</a></li> <li>Call 608-224-4872</li> </ul> <p>Requirements are subject to change as conditions warrant. For current information, check <a href="https://datcp.wi.gov/Pages/Programs_Services/SheepGoatMovement.aspx">https://datcp.wi.gov/Pages/Programs_Services/SheepGoatMovement.aspx</a>.</p>
--	---

<p><b>Equine</b></p>	<p><b>Equine animals from within Wisconsin</b> need documentation of a negative EIA test done within the previous 12 months, which clearly identifies the animal by complete description, digital photographs, or an approved microchip (if a reader is available). No test is needed for nursing foals accompanying negative dams. Documentation may be:</p> <ul style="list-style-type: none"> <li>Official test report VS 10-11, or</li> <li>USDA-approved electronic test form, or</li> <li>Global Vet Link EIA electronic form, or</li> <li>Certificate of veterinary inspection with the test results listed</li> </ul> <p><b>Equine animals from outside Wisconsin</b> need:</p> <ul style="list-style-type: none"> <li>Certificate of veterinary inspection (CVI or health certificate) which clearly identifies the animal by complete description, digital photographs, or an approved microchip</li> <li>Negative EIA test done within previous 12 months that is reported on the CVI</li> <li>No EIA test is needed for nursing foals accompanying negative dams</li> </ul> <p><b>Equines from Minnesota</b> are exempt from the CVI requirement if:</p> <ul style="list-style-type: none"> <li>Ownership does not change while the animal is in Wisconsin</li> <li>The animal remains in Wisconsin no longer than 7 days</li> <li>Proof of a negative EIA test in previous 12 months accompanies the animal</li> </ul> <p>Requirements are subject to change as conditions warrant. For current information, check <a href="https://datcp.wi.gov/Pages/Programs_Services/HorseOtherEquineMvmt.aspx">https://datcp.wi.gov/Pages/Programs_Services/HorseOtherEquineMvmt.aspx</a></p>
----------------------	---

<p><b>Poultry and waterfowl (Pigeons are not considered poultry for fairs and shows)</b></p>	<p><b>Poultry and waterfowl from within Wisconsin</b> need:</p> <ul style="list-style-type: none"> <li>• A NPIP certificate stating that the birds originate from a US pullorum-typhoid clean or NPIP affiliate flock and turkeys must test negative for Mycoplasma gallisepticum, or</li> <li>• A DATCP-issued certificate stating they are from a Wisconsin Tested or Associate Flock and turkeys must test negative for Mycoplasma gallisepticum</li> </ul> <p>or</p> <ul style="list-style-type: none"> <li>• Individually test sexually mature birds within 90 days before arrival at the show. These birds also need wing or leg band identification (ID). All birds must test negative for pullorumtyphoid, and turkeys must test negative for Mycoplasma gallisepticum.</li> </ul> <p><b>Poultry and waterfowl from outside Wisconsin</b> need a certificate of veterinary inspection or equivalent (such as form VS 9-3) that states:</p> <ul style="list-style-type: none"> <li>• They originate from a flock classified pullorum-typhoid clean under NPIP or an equivalent state program and turkeys must test negative for Mycoplasma gallisepticum, or</li> <li>• If they are sexually mature, that they have tested negative for pullorum-typhoid (and Mycoplasma gallisepticum for turkeys) within 90 days before arrival at the show. These birds also need wing or leg band ID.</li> </ul> <p><b>Not required:</b></p> <ul style="list-style-type: none"> <li>• Import permit number</li> </ul> <p>Requirements are subject to change as conditions warrant. For current information, check <a href="https://datcp.wi.gov/Pages/Programs_Services/PoultryMovement.aspx">https://datcp.wi.gov/Pages/Programs_Services/PoultryMovement.aspx</a>.</p>
--	---

<p><b>Exotic Ruminants</b></p>	<p><b>Note:</b> Exotic ruminants are ruminants that are not native to Wisconsin, and are not cervids – for example, Old World camels, yaks, water buffalo, pronghorn antelope, giraffes, and non-domestic sheep and goats. In addition, please contact your county and local municipality for any restrictions.</p> <p><b>Exotic ruminants from within Wisconsin</b> have no requirements.</p> <p><b>Exotic ruminants from outside Wisconsin</b> must have</p> <ul style="list-style-type: none"> <li>• Certificate of veterinary inspection (CVI or health certificate)</li> <li>• Official individual identification (ID) as required for tuberculosis and brucellosis testing <input type="checkbox"/> Import permit</li> <li>• Proof written on the CVI that they meet requirements for: <ul style="list-style-type: none"> <li>○ Tuberculosis (TB) – negative test required within 60 days before entry</li> <li>○ Brucellosis – negative test required within 30 days before entry</li> </ul> </li> </ul> <p>Please call 608-224-4872 beforehand to determine which TB test to use.</p> <p>For information on obtaining an import permit:</p>
--------------------------------	---

	<ul style="list-style-type: none"> <li>• Online <a href="https://datcp.wi.gov/Pages/Programs_Services/AnimalMovementPermits.aspx">https://datcp.wi.gov/Pages/Programs_Services/AnimalMovementPermits.aspx</a> ☐</li> <li>• Email <a href="mailto:DATCPAnimalImports@wi.gov">DATCPAnimalImports@wi.gov</a></li> <li>• Call 608-224-4872</li> </ul> <p>Requirements are subject to change as conditions warrant. For current information, check <a href="https://datcp.wi.gov/Pages/Programs_Services/ExoticSpeciesMvmt.aspx">https://datcp.wi.gov/Pages/Programs_Services/ExoticSpeciesMvmt.aspx</a>.</p>
--	--

<p><b>South American camelids: llamas, alpacas, guanacos, vicuñas</b></p>	<p><b>South American camelids from within Wisconsin</b> have no requirements.</p> <p><b>South American camelids from outside Wisconsin</b> must have a certificate of veterinary inspection (CVI or health certificate) and official individual identification (ID). Official ID may be: ☐ Approved USDA ear tag number</p> <ul style="list-style-type: none"> <li>• Microchip number</li> <li>• Breed association registration number</li> <li>• Breed association tattoo</li> </ul> <p>Requirements are subject to change as conditions warrant. For current information, check <a href="https://datcp.wi.gov/Pages/Programs_Services/LlamaAlpacaMovement.aspx">https://datcp.wi.gov/Pages/Programs_Services/LlamaAlpacaMovement.aspx</a>.</p>
---	--

<p><b>Small animals: Dogs, domestic cats, and other household pets (ferrets, pet birds, rabbits, gerbils, guinea pigs, hamsters, domestic mice and rats)</b></p>	<p><b>Note:</b> For animals that are part of menageries, see also rules below for menageries. Pot-bellied and miniature pigs fall under rules for swine. Dog hybrids, domestic cat hybrids, or exotic small cat species such as servals fall under rules for Exotic small animals. Native wild animals and birds, including raptors, and captive wild animals such as raccoons, opossums, and skunks fall under rules for wild animals.</p> <p><b>Dogs from within Wisconsin</b> that are 5 months or older need proof of current rabies vaccination.</p> <p><b>Cats and other household pets from within Wisconsin</b> have no requirements.</p> <p><b>Dogs and cats from outside Wisconsin</b> that are 5 months or older need to be vaccinated for rabies by a licensed veterinarian, and regardless of age, need certificates of veterinary inspection (CVIs or health certificates) stating the age of the animal and for animals 5 months and older the date of last rabies vaccination and revaccination due date.</p> <p><b>Other household pets from outside Wisconsin</b> need certificates of veterinary inspection (CVIs or health certificates) but have no testing or vaccination requirements.</p> <p><b>Small animals from other nations need to meet requirements of the U.S. Department of Agriculture (608-662-0600) and Centers for Disease Control (1-800-232-4636).</b></p> <p>Requirements are subject to change as conditions warrant. For current information, check <a href="https://datcp.wi.gov/Pages/Programs_Services/PetMovement.aspx">https://datcp.wi.gov/Pages/Programs_Services/PetMovement.aspx</a>.</p>
--	--

**Exotic small animals (any species not covered by "small animals" above), exotic large animals, and other wild animals**

**Note:** Local jurisdictions may have requirements beyond the state requirements listed here.

**Animals from within Wisconsin** do not have any requirements as long as they are legally possessed in Wisconsin.

**Animals from outside Wisconsin** generally have no testing or vaccination requirements, but do need:

- Certificate of veterinary inspection (CVI or health certificate) □ Import permit number

**Note: Some animals may not be brought to Wisconsin.** These are North American prairie dogs and the following African species: tree squirrels, rope squirrels, dormice, Gambian giant pouched rats, brush-tailed porcupines and striped mice. Some animals may require permits from the Wisconsin Department of Natural Resources. See <http://dnr.wi.gov>.

For information on obtaining an import permit:

- Online  
[https://datcp.wi.gov/Pages/Programs\\_Services/AnimalMovementPermits.aspx](https://datcp.wi.gov/Pages/Programs_Services/AnimalMovementPermits.aspx) □  
Email [DATCPAnimalImports@wi.gov](mailto:DATCPAnimalImports@wi.gov)
- Call 608-224-4872

Requirements are subject to change as conditions warrant. For current information, check [https://datcp.wi.gov/Pages/Programs\\_Services/PetMovement.aspx](https://datcp.wi.gov/Pages/Programs_Services/PetMovement.aspx).

**Circus,  
rodeo, racing  
and  
menagerie  
animals**

**Note:** Local jurisdictions may have requirements beyond the state requirements listed here.

**Animals from within Wisconsin** must meet vaccination and testing requirements for their species. See these requirements earlier in this document.

**Animals from outside Wisconsin** need certificates of veterinary inspection (CVIs or health certificates) and vaccinations, identification, and tests required for their species. See these requirements earlier in this document.

They also need import permit numbers if they are:

- Circuses and individual circus acts
- Rodeo stock other than individual participants' horses
- Multi-species menageries (defined as any animals kept in a collection primarily for purposes of exhibition or competition)
- Petting zoos

They do not need import permit numbers if they are:

- Rodeo horses owned by individual participants
- Single-species groups

**Note: Some animals may not be brought to Wisconsin.** These are North American prairie dogs and the following African species: tree squirrels, rope squirrels, dormice, Gambian giant pouched rats, brush-tailed porcupines and striped mice. Some animals may require permits from the Department of Natural Resources. See

<https://dnr.wi.gov/topic/wildlifehabitat/captive.html>

For information on obtaining an import permit:

- Online [https://datcp.wi.gov/Pages/Programs\\_Services/AnimalMovementPermits.aspx](https://datcp.wi.gov/Pages/Programs_Services/AnimalMovementPermits.aspx) □  
Email [DATCPAnimalImports@wi.gov](mailto:DATCPAnimalImports@wi.gov)
- Call 608-224-4872

Requirements are subject to change as conditions warrant. For current information, check [https://datcp.wi.gov/Pages/Programs\\_Services/CircusesRodeosMenageries.aspx](https://datcp.wi.gov/Pages/Programs_Services/CircusesRodeosMenageries.aspx).

<p><b>Guidelines for housing and managing animals</b></p>	<p><b>The State Veterinarian recommends that exhibitors:</b></p> <ul style="list-style-type: none"> <li>• Vaccinate breeding cattle against bovine viral diarrhea (BVD) at least 30 days before the event</li> <li>• Test cattle for BVD-PI by immunoperoxidase test, and bring them to shows only if they test negative □ Test cattle for Johne’s disease by ELISA test, and bring them to shows only if they test negative</li> <li>• Clean and disinfect vehicles used to transport animals to and from the show, and vehicles used on the grounds before, during, and after the show</li> <li>• Isolate exhibited animals returning to their farms or animals purchased at the show for 21 days before mingling them with other stock</li> </ul> <p><b>The State Veterinarian recommends that show organizers:</b></p> <ul style="list-style-type: none"> <li>• House cattle separately from South American camelids and other exotic ruminants</li> <li>• House cattle separately from small ruminants, especially sheep</li> <li>• House ostriches, emus, rheas and cassowaries separately from domestic poultry</li> <li>• House swine separately from any other mammals</li> <li>• Include a space for the premises registration code on livestock entry forms</li> <li>• Provide hand-washing stations near all livestock facilities</li> <li>• Provide individual watering and feeding troughs rather than common ones</li> </ul>
---	---

**PROJECT RESPECT FOR JUDGES AND BUYERS:**

Judges and project supporters/auction participants (potential buyers) are an integral part of the livestock project and are to be treated with the utmost respect by participants and their families. There will be zero tolerance of any badgering, harassment, etc. of judges or project supporters/auction participants by either project participants or their families (including parents, siblings, grandparents and stepfamily members.). This includes and is not limited to face--to--face, phone calls, texting, email, Facebook postings or any other forms of social media. The Eau Claire County Livestock Project will determine punishment, which may lead up to, and including, termination of participation in the Eau Claire County Livestock Project for life. Eau Claire County Fair Committee will be notified of any incident and the action taken.

**EAU CLAIRE COUNTY FAIR – FISCAL RESPONSIBILITY:**

The Eau Claire County Fair Committee Enacted Exhibitor and Family Fiscal Responsibility for the fair. If an exhibitor or the exhibitor’s family owes for ANY financial obligations that are fair related, that exhibitor will not be allowed to participate in the fair until said fiscal obligations are met including any penalty charges.



# Eau Claire County Fair Premium List

**The mission of the Fair is to effectively support and build a community of youth learning leadership, citizenship, and life skills. All youth organizations which participate in the Fair have similar missions to accomplish this positive youth development.**

**Everyone is expected to adhere to the Mutual Respect and Trust Standards demonstrating mutual respect toward youth and adults alike.**

## Department 1 A – Dairy

1. READ SPECIAL REGULATIONS PRECEDING DEPARTMENT.
2. SUPERINTENDENT(S) WILL ANNOUNCE ORDER OF JUDGING.
3. Any breed of dairy cattle, whose genealogy is recorded in a Qualified Herd Book published by their National Association, is eligible for exhibition as a registered purebred. The exhibitor must provide a copy of the certificate of identification as evidence of the animal's recorded status in the Qualified Herd Book. Crossbred animals will show in the class representing the breed's sire in the grade class.
4. All cattle exhibitors **MUST** present a valid Wisconsin Intrastate Health Certificate at check-in for the fair. Heifers, cows, and bulls must be identified on the certificate by any of the following means: 1) an official metal ear tag; 2) a breed registration number; 3) a breed registration tattoo.
5. Cows must be purchased before Jan. 1 and young stock must be purchased prior to May 1 of current year.
6. No more than **FIVE** animals may be allowed to exhibit.
7. Ages of exhibitors are defined by their grade in school during the year preceding the fair.
8. Must be in at least 3<sup>rd</sup> grade during the school year preceding the show.
9. 3rd graders may exhibit one animal under one year of age.
10. 4th graders may exhibit two animals under two years of age. No cows.
11. 5th graders and up may exhibit five animals.
12. Exhibitor must be in third year of showing or grade 6 to show a cow.
13. Exhibitor entering under a breed organization must show that breed.
14. See Dept. 10-B, Class IB, for non-animal project exhibits.
15. **Animals must be feed & watered by 9am each morning of the fair. Pens, aisles, and tack areas must be ready for public viewing by 9am each morning. If rules are not followed will result in a loss of premium.**
16. **No animal will be released during the fair for exhibit at another show.**
17. Drinking/watering cups are not allowed.
18. Fitting equipment and chutes must be removed from the aisles following the show. Consult your department superintendent to find out where to store them.
19. Registered and grade animals will most like be shown together and judged against each other unless we have sufficient numbers to split them.
20. **See Fair schedule for time of DAIRY PRESIDENT'S CLASS. WILL BE JUDGED AT 12:30 PM ON SATURDAY.**

### **BASE DATES FOR SHOWING DAIRY CATTLE**

Spring Calf	Born between 3/1 & 5/31 of current year
Winter Calf	Born between 12/1 & 2/29 of current year
Fall Calf	Born between 9/1 & 11/30 of prior year
Summer Yearling Heifer	Born between 6/1 & 8/31 of prior year
Spring Yearling Heifer	Born between 3/1 & 5/31 of prior year
Winter Yearling Heifer	Born between 12/1 & 2/29 of prior year
Fall Yearling Heifer	Born between 9/1 & 11/30 2 years prior
Two-Year-Old Cow	Born between 9/1 & 8/31 2 years
prior Three-Year-Old Cow	Born between 9/1 & 8/31 3 years
prior Four-Year-Old Cow	Born between 9/1 & 8/31 4 years
prior	
Aged Cow	Born before 8/31 5 years prior
Dry Cow	Over 2 years



**REGISTERED OR GRADE ANIMALS**

Class A - Ayrshire  
Class B - Brown Swiss  
Class C - Guernsey  
Class D - Holstein

Class E - Jersey  
Class F - Milking Shorthorn  
Class G - Any other registered breed  
Class H - Any other crossbred

Premiums:	<u>1ST</u>	<u>2ND</u>	<u>3RD</u>	<u>4TH</u>
Lot: 1-3	\$7.20	\$6.40	\$5.60	\$4.00
4-7	\$8.80	\$7.20	\$5.60	\$4.00
8-10	\$9.60	\$8.00	\$6.40	\$4.80

**LOT:**

- |                            |                            |                     |
|----------------------------|----------------------------|---------------------|
| 1. Heifer, spring          | 5. Heifer, spring yearling | 9. Cow, 3-year-old  |
| 2. Heifer, winter          | 6. Heifer, winter yearling | 10. Cow, 4-year-old |
| 3. Heifer, fall            | 7. Heifer, fall yearling   | 11. Cow, aged       |
| 4. Heifer, summer yearling | 8. Cow, 2-year-old         | 12. Cow, dry        |

Premiums:	<u>1ST</u>	<u>2ND</u>	<u>3RD</u>	<u>4TH</u>
Lot: 1-3	\$2.40	\$2.00	\$1.60	\$1.20

**CLASS I – SHOWMANSHIP**

**LOT:**

1. Beginner, grades 3-5
2. Intermediate, grades 6-8
3. Senior, grades 9 and up

**RIBBON AWARDS**

**CHAMPIONSHIPS:** Junior Division - Open to all breeds, senior, yearling & under

**RESERVE:** Senior Division - Open to all breeds, 2 years old or older

**PRODUCE OF DAM:** Registered animals only, 2 animals of same dam

**DAM & OFFSPRING:** Dam & one offspring

**BEST UDDER:** Open to all breeds, five placings

**BEST FITTED:** By invitation of judge

**EXHIBITOR HERD:** 3 animals - cow, yearling, calf

**BRED & OWNED:** Open to all registered animals. Breeder & owner must be same and must be the exhibitor's name.

**CLUB EXHIBIT OF 5 ANIMALS:** Carried as a project within the club. No duplication unless the club has less than 5 exhibitors.

**OUTSTANDING DAIRY PRODUCTION AWARD:** May submit no more than five entries. Must be submitted by June 17 ~~(When June 15 falls on a weekend, all entries are due on the next business day and/or postmarked by June 14)~~– Email information to [eauclairefair@gmail.com](mailto:eauclairefair@gmail.com)

1. Minimum standards based on Total Performance Index (TPI)
2. Age of animal must be as of the last fresh date
3. May be registered or grade with supervised or unsupervised AgSource records
4. Certified production may be an "Individual Cow Lactation Summary" or "Production Report" with the animal clearly identified. Xerox copies are acceptable. Cows must be indicated on these copies or no award
5. Records may be completed record or projected from last fresh date
6. Animal(s) **must be exhibited** at the fair
7. May enter more than one animal
8. A copy of the AgSource printout must be submitted with your fair entry form with the individual cow(s) clearly marked

For Adventures in Dairyland, see Department 10-B - Class F

## **SPECIAL AWARDS**

**SUPREME CHAMPION DAIRY**

**RESERVE CHAMPION DAIRY**

**BEST FITTED DAIRY AWARD**

**CHAMPION HOLSTEIN** – Champion & Reserve

**SENIOR HOLSTEIN** – Champion & Reserve

**JUNIOR HOLSTEIN** – Champion & Reserve

**JUNIOR JERSEY** – Champion & Reserve

**JUNIOR BROWN SWISS** – Champion & Reserve

**JUNIOR ANY OTHER BREED** – Champion & Reserve

**BEST FITTED DAIRY AWARD**

**SHOWMANSHIP AWARDS**

**DAIRY EXHIBITORS: Please reference PDCA for Showmanship.**

**[http://www.purebreddairycattle.com/file\\_open.php?id=9](http://www.purebreddairycattle.com/file_open.php?id=9)**

**[http://www.purebreddairycattle.com/file\\_open.php?id=6](http://www.purebreddairycattle.com/file_open.php?id=6)**

## Department 2A - Beef

See Dept. 10-B, Class IB for non-animal project exhibits

### READ SPECIAL LIVE ANIMAL IN PRECEDING PAGES SUPERINTENDENT(S) WILL ANNOUNCE ORDER OF JUDGING

1. All beef cattle exhibitors **MUST** present a valid Wisconsin Intrastate Health Certificate at check-in for the fair. Heifers, cows, and bulls must be identified on the certificate by any of the following means: 1) an official metal ear tag; 2) a breed registration number; 3) a breed registration tattoo. Steers will be identified by their ear tag number which was applied at weigh-in time.
2. **All Livestock Project animals must comply with the Livestock Rules and Regulations found on page 23-27.**
3. Exhibitors must indicate on their official weigh-in sheets in December if the animal being weighed will be exhibited as a beef or dairy steer.
4. No more than **FIVE** animals may be allowed to exhibit.
5. Animals deemed uncontrollable and unsafe to exhibit will be dismissed from the show ring and/or the Eau Claire County Expo Center. The three-strike rule is in effect if an animal gets away three times in the show ring. Show Management/staff retains the right to warn the exhibitor and dismiss any animal deemed unsafe or uncontrollable at any time prior to the three-strike rule. No premium money will be awarded if an animal is dismissed.
6. **Animals must be feed & watered by 9am each morning of the fair. Pens, aisles, and tack areas must be ready for public viewing by 9am each morning. If rules are not followed will result in a loss of premium.**

### BASE DATES FOR SHOWING BEEF CATTLE

*Junior Calf	Born after 1/1 of current year & at least 4 months at time of exhibit
Senior Calf	Born between 9/1 & 12/31 of prior year
Summer Yearling	Born between 5/1 & 8/31 of prior year
Junior Yearling	Born between 1/1 & 4/30 of prior year
Senior Yearling	Born between 9/1 & 12/31 prior 2 years
Two-Year-Old Cow & Older	Born before 9/1 prior 2 years
*Offspring	Born after 1/1 of current year

### REGISTERED OR GRADE ANIMALS

Animals will be shown in the breed class for which they have proven registration papers, and the animal's tattoos match the registration. Animals must be registered by the exhibitor, sibling or part of the family farm registration. If registered any other way, the animal will be shown as managerial. **Managerial papers must be filed out and turned in [eauclairefair@gmail.com](mailto:eauclairefair@gmail.com) by May 1.** Papers will be required at the time of check-in with the superintendent. Superintendents will be responsible to confirm the tattoos match the registration paper. Non-registered animals will be shown in Class P - Any Crossbred.

\*Junior Calf may NOT also be shown as Offspring (lot #9).

<b>Class A - Angus</b>	<b>Class F - Gelbvich</b>	<b>Class K - Red Angus</b>
<b>Class B - Belted Galloway</b>	<b>Class G - Hereford</b>	<b>Class L - Simmental</b>
<b>Class C - Charolais</b>	<b>Class H - Limousin</b>	<b>Class M - Shorthorn</b>
<b>Class D - Chianina</b>	<b>Class I - Lowline</b>	<b>Class N - South Devon</b>
<b>Class E - Dexter</b>	<b>Class J - Maine Anjou</b>	<b>Class O - Any Other Beef Breed</b>
		<b>Class P - Any Crossbred</b>

Premiums:	<u>1<sup>st</sup></u>	<u>2<sup>nd</sup></u>	<u>3<sup>rd</sup></u>
Lot: 1-3	\$7.20	\$6.40	\$5.60
4-7	\$8.80	\$7.20	\$5.60
8-10	\$6.40	\$5.60	\$6.40

**LOT:**

- |                                   |                            |                            |
|-----------------------------------|----------------------------|----------------------------|
| 1. Bull, Junior (registered only) | 4. Heifer Calf, Senior     | 7. Heifer, Senior Yearling |
| 2. Bull, Senior (registered only) | 5. Heifer, Summer          | 8. Two-Year-Old Cow &      |
| 3. Heifer Calf Junior             | 6. Heifer, Junior Yearling | 9. Cow & One Offspring     |

**CLASS Q - SHOWMANSHIP**

Premiums:	<u>1<sup>st</sup></u>	<u>2<sup>nd</sup></u>	<u>3<sup>rd</sup></u>	<u>4<sup>th</sup></u>
	\$2.40	\$2.00	\$1.60	\$1.20

**Lot:**

1. Beginner, grades 1-3
2. Intermediate, grades 6-8
3. Senior, grades 9 and up
4. Beefless Beef Showmanship (will not be divided into age groupings unless superintendent determines that exhibitor numbers warrant division).

**CLASS R - MARKET CLASS**

Premiums:	<u>1<sup>st</sup></u>	<u>2<sup>nd</sup></u>	<u>3<sup>rd</sup></u>	<u>4<sup>th</sup></u>
Lot 1 & 2	\$6.40	\$5.60	\$4.80	\$4.00

**LOT:**

1. Beef Market Animal, (1100 pounds or more)
2. Dairy Market Animal, (1250 pounds or more-Brown Swiss, Holstein)
3. Dairy Market Animal, (1100 pounds or more-any other dairy breed)
4. Beef Feeder Animal, may be steer or heifer (must be under 1100 pounds)
5. Dairy Feeder Animal may be steer or heifer (must be under 1250 pounds)
6. Feeder Calf may be steer or heifer born after 1/1 of current year and at least 4 months at time of exhibit

**CLASS S - ULTRASOUND EVALUATION MANATORY (~~Must enter to be eligible to sell through the auction~~)**

Premiums:	<u>1<sup>st</sup></u>	<u>2<sup>nd</sup></u>	<u>3<sup>rd</sup></u>	<u>4<sup>th</sup></u>
Lot 1	\$4.80	\$4.00	\$3.20	\$2.40

**LOT:**

1. Ultrasound Class

**CLASS T - CARCASS EVALUATION (OPTIONAL ~~to be held at Big Mike's Meats~~)**

Premiums:	<u>1<sup>st</sup></u>	<u>2<sup>nd</sup></u>	<u>3<sup>rd</sup></u>	<u>4<sup>th</sup></u>
Lot 1	\$4.80	\$4.00	\$3.20	\$2.40

**LOT:**

1. Carcass Class

## **SPECIAL AWARDS**

**BREED CHAMPIONS** -Ribbons

**HEIFER** –Champion & Reserve

**BRED & OWNED** – Champion & Reserve

**Feeder Steer** – Champion & Reserve

**COW/CALF** – Champion & Reserve

**BEST FITTED BREEDING ANIMAL** – Champion & Reserve

**MARKET STEER** – Champion & Reserve

**BEST FITTED MARKET ANIMAL** – Champion

**MARKET STEER ULTRASOUND EVALUATION** – Champion & Reserve

**MARKER STEER CARCASS EVALUATION** – Champion & Reserve

**RATE OF GAIN AWARDS:** Calculated from pre-weigh-in date to fair weigh-in date. Must be entered in market class and carcass evaluation class.

**TOTAL PERFORMANCE AWARDS:** Based on rate of gain, carcass evaluation and live placing. Must be entered in market class and carcass evaluation class.

## **SHOWMANSHIP AWARDS**

**EAU CLAIRE COUNTY BRED AND OWNED:** The exhibitor must be listed as an owner and one of the original breeders on the registration paper. Siblings may be listed as co-breeders and co-owners (brother, sister, stepbrother, stepsister). Females co-bred or co-owned with parents, legal guardians, the family farm and non-immediate family members are NOT eligible for the Bred and Owned Division. Registration papers must be brought to the show ring for this class.

## Department 3A – Swine—Terminal Show Special Regulations for Swine

1. Each exhibitor may not have more than 2 pigs in the exhibit.
2. All Livestock Project animals must comply with the Livestock Rules and Regulations found on pages 22-26.
3. Minimum size is 230 pounds.
4. All swine exhibitors **MUST** present a valid Wisconsin Intrastate Health Certificate at check-in for the fair.
5. Hogs will be identified by the identification which was applied or used at weigh-in time.
6. Pen means two unless otherwise stated.
7. Animals must be feed & watered by 9am each morning of the fair. Pens, aisles, and tack areas must be ready for public viewing by 9am each morning. If rules are not followed will result in a loss of premium.
8. Weighing of swine ????

### BASE DATES FOR SHOWING SWINE

Market Hog

Born after 1/1 of current year

#### CLASS I - SHOWMANSHIP

<b>Premiums:</b>	<u>1st</u>	<u>2nd</u>	<u>3rd</u>	<u>4th</u>
Lot 1-3	\$2.40	\$2.00	\$1.60	\$1.20

**LOT:**

1. Beginner, grades 3-5
2. Intermediate, grades 6-8
3. Senior, grades 9 and up
4. Pigless-Pig Showmanship (will not be divided into age groupings unless superintendent determines that exhibitor numbers warrant division)

#### CLASS J - MARKET CLASS (Born after 1/1 of current year)

<b>Premiums:</b>	<u>1st</u>	<u>2nd</u>	<u>3rd</u>	<u>4th</u>
Lot 1-3	\$4.80	\$4.00	\$3.20	\$2.40

**LOT:**

1. Market Barrow
2. Market Gilt
3. Pen of Market Pigs. May be 2 barrows or one barrow and one commercial gilt. One to be shown in finished barrow class. Project animals owned/managed and shown by ONE exhibitor.

#### CLASS K - ULTRASOUND EVALUATION MANDATORY (Must enter to be eligible to sell through the auction)

<b>Premiums:</b>	<u>1st</u>	<u>2nd</u>	<u>3rd</u>	<u>4th</u>
Lot 1	\$4.80	\$4.00	\$3.20	\$2.40

**LOT:**

1. Ultrasound Class

**CLASS L - CARCASS EVALUATION (OPTIONAL – to be held at Big Mike's Meats)**

<b>Premiums:</b>	<b><u>1st</u></b>	<b><u>2nd</u></b>	<b><u>3rd</u></b>	<b><u>4th</u></b>
Lot 1	\$4.80	\$4.00	\$3.20	\$2.40

**LOT:**

1. Carcass Class

**SWINE SPECIAL AWARDS**

**SUPREME MARKET HOG** – Champion & Reserve

**MARKET GILT** – Champion & Reserve

**MARKET BARROW** - Champion & Reserve

**MARKET HOG PEN** - Champion & Reserve

**BEST FITTED MARKET HOG** – Champion & Reserve

**ULTRASOUND EVALUATION** – Champion & Reserve

**CARCASS EVALUATION** – Champion & reserve

**TOTAL PERFORMANCE AWARDS:** Based on carcass ultrasound evaluation and live placing. Must be entered in market class and carcass ultrasound evaluation.

**SHOWMANSHIP AWARDS**

**SWINE BEST FITTED**

## Department 4A - Sheep Special Regulations for Sheep

1. Each exhibitor may not have more than 5 sheep in the exhibit. ~~of not more than two breeds.~~
2. All Livestock project animals must comply with the Livestock rules found on page 22-26.
3. ~~Crossbred sheep, except crossbred rams which may not be exhibited, must be exhibited in the Any Other Crossbreed Class.~~
4. All sheep must be accompanied by a health certificate. Those originating within Wisconsin by a Wisconsin Intrastate Movement Certificate and from outside Wisconsin and Certificate of Veterinary Inspection.
5. All sheep must have a scrapie tag to exhibit at the fair, and for the COOL papers.
6. Sheep Classes defined in the state regulations, except that the market lambs may not weigh less than 90 pounds. ~~apiece, except Southdown. In the Junior Fair, breeding classes of Columbias, Corriedales, Rambouillets and Targhee's shall be shown with 2 inches of wool or less. All other breeds shall have been completely shorn between 2 months and 2 weeks of show date.~~
7. See Dept. 10-B, Class IB for non-animal project exhibits.
8. Animals must be feed & watered by 9am each morning of the fair. Pens, aisles, and tack areas must be ready for public viewing by 9am each morning. If rules are not followed will result in a loss of premium.
9. Fitting equipment and chutes must be removed from the aisles following the show. Consult your department superintendent to find out where to store them.
10. No halter allowed in Sheep Showmanship.

### BASE DATES FOR SHOWING SHEEP

Spring Lamb	Lamb born on or after 2/15 of current year.
Winter Lamb	Cheviot, Southdown, Shropshire, Columbia or Oxford breeds – one born on or after 2/1 of current year. For all other breeds, one born between 1/1 and 02/15 of current year.
Fall Lamb	Cheviot, Southdown, Shropshire, Columbia or Oxford breeds - one born between 9/1 & 1/31 of current year. For all other breeds - one born between 9/1 & 12/31 of prior year.
Mature Ram or Ewe	Born before 1/1 of prior year.
Yearling Ram	Born outside the date of birth limitations in the first three. Age may be verified by veterinarian.
Market Lamb	Born after 1/1 of current year.

### Flock Consisting of three animals (Male & 2 females)

#### REGISTERED OR GRADE ANIMALS

Class A - Border Leicester  
Class B - Dorset  
Class C - Hampshire  
Class D - Rambouillet  
Class E - Southdown

Class F - Suffolk  
Class G - Targhee  
Class H - Any other meat breed  
Class I - Any other wool breed  
Class J - Any other crossbreed

<b>Premiums:</b>	<u>1st</u>	<u>2nd</u>	<u>3rd</u>	<u>4th</u>
Lot 1-11	\$4.80	\$4.00	\$3.20	\$2.40

#### LOT:

- |   |  |
|---|--|
| <ol style="list-style-type: none"> <li>1. Ram, over 1 year (Class A-H only)</li> <li>2. Ram, lamb (Class A-H only)</li> <li>3. Ram, winter lamb (Class A-H only)</li> <li>4. Ram, spring lamb (Class A-H only)</li> <li>5. Ewe, over 2 years</li> <li>6. Ewe, yearling</li> </ol> | <ol style="list-style-type: none"> <li>7. Ewe, fall lamb</li> <li>8. Ewe, winter lamb</li> <li>9. Ewe, spring lamb</li> <li>10. Flock (one animal being a ram)</li> <li>11. Pair of lambs</li> </ol> |
|---|--|

#### CLASS K - SHOWMANSHIP (No halter for showmanship)

<b>Premiums:</b>	<u>1st</u>	<u>2nd</u>	<u>3rd</u>	<u>4th</u>
Lots 1-3	\$2.40	\$2.00	\$1.60	\$1.20

#### LOT:

1. Beginner, grades 3-5
2. Intermediate, grades 6-8
3. Senior, grades 9 and up



## CLASS L - MARKET CLASS

Premiums:	<u>1st</u>	<u>2nd</u>	<u>3rd</u>	<u>4th</u>
Lot 1-2	\$4.80	\$4.00	\$3.20	\$2.40

### LOT:

1. Market lamb - wether or ewe over 100 pounds (ewe cannot have been shown in breeding class)
2. Pen of market lambs - wether or ewe over 100 pounds (ewes cannot have been shown in breeding class), one of these to be entered and shown in Class L-1.

## CLASS M - ULTRASOUND EVALUATION MANDATORY (Must enter to be eligible to sell through the auction)

Premiums:	<u>1st</u>	<u>2nd</u>	<u>3rd</u>	<u>4th</u>
Lot 1	\$4.80	\$4.00	\$3.20	\$2.40

### LOT:

1. Ultrasound Class

## CLASS N - CARCASS EVALUATION (OPTIONAL to be held at Big Mike's Meat)

Premiums:	<u>1st</u>	<u>2nd</u>	<u>3rd</u>	<u>4th</u>
Lot 1	\$4.80	\$4.00	\$3.20	\$2.40

### LOT:

1. Carcass Class

## CLASS O - LEAD CLASS:

Open to all sheep exhibitors. Entrants shall wear attire made with wool fabrics. The class will be judged on percentage as follows: 40% on attire of exhibitor; 30% on sheep and manner in which it is handled; 30% on personality and showmanship of exhibitor. Only ewe (fall or ewe lambs) may be used. Entrants shall provide the sheep superintendent with a short resume, including name, age, address, parents, description of outfit, youth activities and activities within sheep industry at the time ewe registration papers are checked.

**PREMIUM:** Ribbon Award

### LOT:

1. Beginner, grades 3-5
2. Intermediate, grades 6-8
3. Senior, grades 9 and up

## SPECIAL AWARDS

**BREED CHAMPIONS** – Ribbons

**CHAMPION EWE**

**CHAMPION RAM**

**ULTRASOUND EVALUATION** – Champion & Reserve

**CARCASS EVALUATION** – Champion & reserve

**CHAMPION MARKET ANIMAL** – Champion & Reserve

**BEST FITTED MARKET ANIMAL** – Champion & Reserve

**RATE OF GAIN AWARDS:** Calculated from pre-weigh-in to fair weigh-in date. Must be entered in Market Class and Carcass Class

**TOTAL PERFORMANCE AWARDS:** Based on rate of gain, carcass evaluation and live placing.

**BREED CHAMPIONS – RIBBONS**

**BEST FITTED BREEDING ANIMAL**

**SHOWMANSHIP AWARDS**

**Department 5A –Goats**  
**Dairy, Meat, Fiber, Market, and Pet**  
**Special Regulations for Goats**

1. No more than 5 animals per exhibitor.
2. All goats must be accompanied by a health certificate. Those originating within Wisconsin by a Wisconsin Intrastate Movement Certificate and from outside Wisconsin a Certificate of Veterinary Inspection. All sexually intact goats must have a scrapie tag to exhibit at the fair. Castrated males (wethers) intended for slaughter 12 months of age or older need official individual ID.
3. **Animals must be feed & watered by 9am each morning of the fair. Pens, aisles, and tack areas must be ready for public viewing by 9am each morning. If rules are not followed will result in a loss of premium.**
4. Review “Live Animal Exhibits” Rules on pages 9 & 10.
5. **\*\*\*ALL BUCKS MUST BE MANAGEABLE BY THE EXHIBITOR\*\*\* It will be at the discretion of the superintendent if a buck should be removed from the fair grounds for behavioral issues.**
6. **All goats will be inspected by the Department Superintendent prior to being housed at the fair. Those goats showing signs of illness, CL (caseous lymphadenitis), or lice shall be refused entry to the fair. Health certificates must be turned in to the goat superintendent.**
7. Class A: Dairy goats must be dehorned and scurs must be 1 inch or less.
8. Each goat can be entered in one class from A - B - C - D - E or F. If you are entered in any breed class, you may NOT enter “Pet Class” (Class F).
9. CLASS G: Dam/Daughter RIBBON ONLY. Any age dam/daughter, goat may be entered in their individual breed class for placement.
10. If entered in Class D, Market Goat, please refer to the Livestock rules.
11. See Dept. 10B, class GB to enter non-animal goat project exhibits.
12. SHOW DAY: Exhibitors must have a neat, clean show look. Dairy goat exhibitors must wear white pants, and market exhibitors should have a western style shirt. No shorts, sleeveless shirts, or sandals. Goats should have show collar, trimmed hooves, groomed and clean. No leashes in show ring.

**CLASSES**

**CLASS A - Dairy Breeds - African Pygmy, French Alpine, Kinder, LaMancha, Nigerian Dwarf, Nubian, Oberhasli, Saanen, Toggenburg and crossbred dairy breeds.**

<u>Premiums:</u>	<u>1st</u>	<u>2nd</u>	<u>3rd</u>	<u>4th</u>	<u>   </u>
Lot 1-7	\$4.00	\$3.20	\$2.40	\$1.60	

**LOT:**

- |   |   |
|---|---|
| 1. Doe kid (not in milk) born after 1/1 of current year | 5. Milking doe - 3 years and over                   |
| 2. Yearling doe (not in milk) between 1-2 years         | 6. Dry Milker - a doe that has freshened and is not |
| 3. Milking Yearling doe under 24 months old             |   |
| 4. Milking doe - over 2 years and under 3 years old     |   |

**CLASS B - Meat Breeds - Angora, Boer, Kiko, Kinder, Myotonic (Fainting), Pygmy, Spanish and crossbred meat breeds. (Wethers should be entered in Class D—Market or Class F—Pet/Pleasure.)**

<u>Premiums:</u>	<u>1st</u>	<u>2nd</u>	<u>3rd</u>	<u>4th</u>
Lot 1-7	\$4.00	\$3.20	\$2.40	\$1.60

**LOT:**

- |                  |                   |
|------------------|-------------------|
| 1. 0 to 6 months | 4. 18-24 months   |
| 2. 6-12 months   | 5. Over 24 months |
| 3. 12-18 months  | 6. Over 36 months |

**CLASS C - Fiber Breeds - Angora, Cashmere and crossbred fiber breeds such as Pygora. (Wethers should be entered in Class O—Market or Class F—Pet/Pleasure.)**

<u>Premiums:</u>	<u>1st</u>	<u>2nd</u>	<u>3rd</u>	<u>4th</u>
Lot 1-7	\$4.00	\$3.20	\$2.40	\$1.60



**LOT:**

- 1. 0 to 6 months
- 2. 6-12 months
- 3. 12-18 months
- 4. 18-24 months
- 5. Over 24 months
- 6. Over 36 months

**CLASS D - Bucks**

<b><u>Premiums:</u></b>	<b><u>1st</u></b>	<b><u>2nd</u></b>	<b><u>3rd</u></b>	<b><u>4th</u></b>
Lots 1-3	\$4.00	\$3.20	\$2.40	\$1.60

**LOT:**

- 1. 0-6 months
- 2. 6-12 months
- 3. 12-18 months

**\*\*\* ALL BUCKS MUSTBE MANAGEABLE BY THE EXHIBITOR \*\*\***

It will be at the discretion of the superintendent if a buck should be removed from the fair grounds for behavioral issues.

**CLASS E – MARKET GOAT**

(Exhibitors in Market Goat see **pages 22-26** for livestock project rules and regulations.)

<b><u>Premiums:</u></b>	<b><u>1st</u></b>	<b><u>2nd</u></b>	<b><u>3rd</u></b>	<b><u>4<sup>th</sup></u></b>
	\$4.00	\$3.20	\$2.40	\$1.60

**LOT:**

- 1. Either sex

**CLASS F – ULTRASOUND EVALUATION MANDATORY (Must enter to be eligible to sell through the auction)**

<b><u>Premiums:</u></b>	<b><u>1st</u></b>	<b><u>2nd</u></b>	<b><u>3rd</u></b>	<b><u>4<sup>th</sup></u></b>
	\$4.00	\$3.20	\$2.40	\$1.60

**LOT:**

- 1. Ultrasound Class

**CLASS G - CARCASS EVALUATION (OPTIONAL to be held at Big Mike's Meat)**

<b><u>Premiums:</u></b>	<b><u>1st</u></b>	<b><u>2nd</u></b>	<b><u>3rd</u></b>	<b><u>4th</u></b>
	\$4.80	\$4.00	\$3.20	\$2.40

**LOT:**

- 1. Carcass Class

**CLASS H - Pet/Pleasure Goats**

Goats are judged as companion animals to the exhibitors. Grooming and familiarity between exhibitor and animal. Any breed may be shown.

<b><u>Premiums:</u></b>	<b><u>1st</u></b>	<b><u>2nd</u></b>	<b><u>3rd</u></b>	<b><u>4th</u></b>
Lot 1	\$4.00	\$3.20	\$2.40	\$1.60

**LOT:**

- 1. Wether or doe any age.

**CLASS I - Dam & Daughter – RIBBON ONLY**

Any age dam/daughter, goat may be entered in their individual breed class for placement.

**LOT:**

- 1. Dairy Breeds
- 2. Meat Breeds
- 3. Fiber Breeds

**CLASS J - SHOWMANSHIP** (Any animal entered in Goats may be shown by the exhibitor - Showmanship is how well the exhibitor knows and shows the animal.) This class is encouraged for all exhibitors.

<u>Premiums</u>	<u>1<sup>ST</sup></u>	<u>2<sup>ND</sup></u>	<u>3<sup>RD</sup></u>	<u>4<sup>TH</sup></u>
Lot 1-3	\$2.40	\$2.00	\$1.60	\$1.20

**LOT:**

1. Beginner, grades 3-5
2. Intermediate, grades 6-8
3. Senior, grades 9 and up

**GOAT SPECIAL AWARDS:**

**CHAMPION BUCK**

**CHAMPION FEMALE DAIRY BREEDS**

**CHAMPION MEAT BREEDS**

**CHAMPION PET/PLEASURE**

**BREED CHAMPIONS**

**CHAMPION & RESERVE CHAMPION MARKET ANIMALS**

**BEST FITTED MARKET ANIMAL**

**ULTRASOUND EVALUATION** – Champion & Reserve

**CARCASS EVALUATION** – Champion & Reserve

**TOTAL PERFORMANCE:** Based on rate-of-gain, carcass evaluation and live placing. Must be entered in market class and carcass evaluation class.

**RATE OF GAIN AWARDS:** Calculated from pre-weigh-in to fair weigh-in date. Must be entered in Market Class and Carcass Class

**SHOWMANSHIP AWARDS**

**Department 6A – Horse & Pony**  
**Special Regulations Horse and Pony and Horseless Horse Project**

**\*\*\*READ THESE RULES BEFORE FILLING OUT YOUR FAIR ENTRY FORMS\*\*\***

1. Rider must be a Horse & Pony project member for the current year and between the grades of 3-13.
2. Each exhibitor may enter only one horse or pony in any class - including gymkhana classes. Horses may be owned or managed by the exhibitor. Exhibitor must have the horse/pony in his/her possession by May 1st of the exhibit year. Exhibitor may show no more than two animals. No more than one of those horses may be in the managerial program.
3. Only the eligible member can ride or work with their horse/pony on show grounds. NO grooms or trainers are to be in the ring or on the rail during the show or before the show (except headers in the harness classes). Professional grooms or trainers are not allowed to work with or groom the horses on the show grounds. This will be grounds for dismissal from the remainder of the show and return of awards received prior. No coaching by anyone from the rail.
4. A pony is an equine measured under 56 inches. Any equine over 56 inches is considered a horse. Minis will be shown in the pony classes unless specified.
5. The animal must be in a good state of health and not show evidence of any contagious or infectious disease. Animals found to be infected with contagious or infectious disease may be ordered to be removed from the show grounds.
6. All horses and ponies exhibited must show a negative result Coggins (Equine Infectious Anemia) Test taken within the calendar year of the show (beginning January 1). ORIGINAL certificate(s) verifying negative results must accompany horse/pony and exhibitor to the fairgrounds.
7. The show committee reserves the right to cancel or combine any classes with less than five (5) entries.
8. The Fair Horse Show committee reserves the right to split classes based on the number of entries. Age breakdowns will be determined and published once entry forms are received. NO class will contain over 16 exhibitors. Class order will have older members showing first in each class.
9. No stallions may be shown or permitted on show grounds.
10. No dogs are permitted on show grounds.
11. No alcoholic beverages, smoking, or illegal drugs are allowed on show grounds.
12. Any non-therapeutic substance used as a stimulant, depressant, tranquilizer or sedative for the purpose of altering a horse or pony's show ring performance is prohibited. Failure to comply will result in disqualification.
13. SEI approved helmet with safety harness securely fastened is required when riding or driving on show grounds.
14. Horses will be brought to the grounds by 8:00 a.m. on Pleasure Show day. NO ANIMAL MAY BE MOUNTED OUTSIDE OF THE ARENAS. You must wear boots and the horse must be properly tacked. A supervised exercise area will be provided.
15. Special Rules for Horses/Ponies used by more than one Project Member: More than one member of a may use the same project horse or pony. Each member may use that horse/pony in Classes B, D, G, H, K, L, N, O, P, & S. If both members fall in the same category, the older member will have the option of showing in the next higher-grade bracket or one member will be allowed to drop from the class. The horse/pony may be used only once in classes A, C, D, E, F, I, M, Q, R, T, U, V, W, X, Y, Z AA, and BB. Either member has the option of showing in each class, but both members cannot.
16. Special Rules for Horses/Ponies used by Horseless Horse Members: By pre-arrangement with a Horse and Pony Project member a Horseless Horse individual may use the project member's horse or pony in. Horseless Horse classes will be walk-trot only.
17. Horseless Horse project members may show in all regular classes if they take over ownership or management of the horse/pony by May 1st of the exhibit year. Project leaders must be notified of the change to ownership or management of the horse/pony by May 1st.
18. All Novice Exhibitor classes are for novice riders and will be walk-trot only. Horse/pony and rider have limited show experience and they do not feel comfortable cantering in the show ring. Please contact the Horse Project Show Committee if you are not sure if you qualify for these classes. Participation in these classes does not qualify you for either District or State competition.
19. The superintendent and/or judge may request an exhibitor and animal to leave the ring for the remainder of that class if the animal cannot be safely controlled. Their decision is final.

20. For more information, refer to your County Horse and Pony Project Booklet. This booklet is revised each year and given to Project members at the beginning of the year. Check with your Project Leaders if you have any questions about which classes you should enter for Fair.
21. Classes follow the guidelines outlined in the "Wisconsin 4-H Horse Project Equestrian Guidelines." Contact the Extension office to review or receive a copy (\$1.15/copy).

#### **RELEASE STATEMENT**

1. By participating, entrants agree to the official rules and decisions of the judges and/or show committee, which will be final in all respects.
2. According to WI Statue 895.525: A participant in a recreational activity accepts the risk inherent in the recreational activity of which the ordinary prudent person is or should be aware.
3. Any questions arising that are not covered in the rules will be decided by the judges and/or show committee.

#### **DISCIPLINE/PROTEST PROCEDURE**

1. If you observe a rule being broken, please make the exhibitor and/or spectator aware of the rules and report any further problems/incidents to a director or show official. If you feel further action is necessary, come to the office and complete a written grievance form. The protest or charge must be signed by the person(s) observing the incident and contain a clear and definite statement of the violation. The chairman of the disciplinary committee will begin any necessary action as soon as possible. If a hearing is necessary, those attending the hearing are limited to the members of the disciplinary committee, person(s) filing the complaint, those involved in the incident, family members, and any appropriate witnesses.
2. Depending on the complaint, the discipline committee will take appropriate action, up to and including expulsion from the show.
3. The decision of the disciplinary committee is final.
4. If disciplinary action is taken, a follow-up letter will be sent to the County Extension Agent and a copy to the parents or guardians of the exhibitor.

#### **ENTRY REQUIREMENTS**

1. Rider must meet the minimum club requirements as stated in the Horse & Pony Handbook.
2. ~~Entries arrive at the Extension Office or must be postmarked no later than June 15th. Project Leaders signatures are required, otherwise entries will be returned. Entries Late entries will be rejected and returned.~~
3. Participation requires pre-entry of all classes. NO ENTRY CHANGES MADE AT SHOW (unless pony measures over 56").
4. All exhibitors must bring their own feed and equipment. (Shavings will be sold at show) You are responsible for the care of your equipment and animal at all times. You are expected to keep you stalls and trailer area clean.

#### **TACK AND ATTIRE**

Showmanship Attire: Use Western or English guidelines based on the equipment used on the animal. Can use either a Western hat or an SEI approved helmet.

Showmanship Tack: The show halter/bridle should be clean, properly adjusted, fitted and suitable for breed standards.

Western Attire: SEI approved helmet, long pants with belt, boots with cut-out heel, long sleeve shirt (if the shirt has tails, they must be tucked in.) Spurs, chaps, sweaters, coats and vests are optional. Hair must be neat and securely fastened.

Western Tack: The saddle should fit the rider. Any standard western bit is permitted. Horse 5 years and under may use a snaffle bit (no shanks) or Bosal. Curb chains must be at least 1/2 inch wide and lay flat against horse's jaw. Mechanical hackamore, tie-downs, running martingales, and draw reins are prohibited. Cavesson-type nosebands are prohibited. Silver equipment may be used but shall not be given preference over good working equipment. The use of shoes, other than standard horseshoes, is discouraged and may be penalized by the judge.

English Attire: SEI approved helmet. A coat of traditional Hunt Seat style and breeches or jodhpurs of conservative colors. English boots or jodhpur shoes with a cut-out heel. Spurs of the unroweled type, crops and gloves are optional. Hair should be neat and confined.

English Tack: Regulation snaffles, Pelham and full bridles, all with cavesson nosebands. Saddle must be hunter or forward style with or without knee rolls or padding. Martingales, tie downs and flash nosebands are prohibited, except in classes over fences.

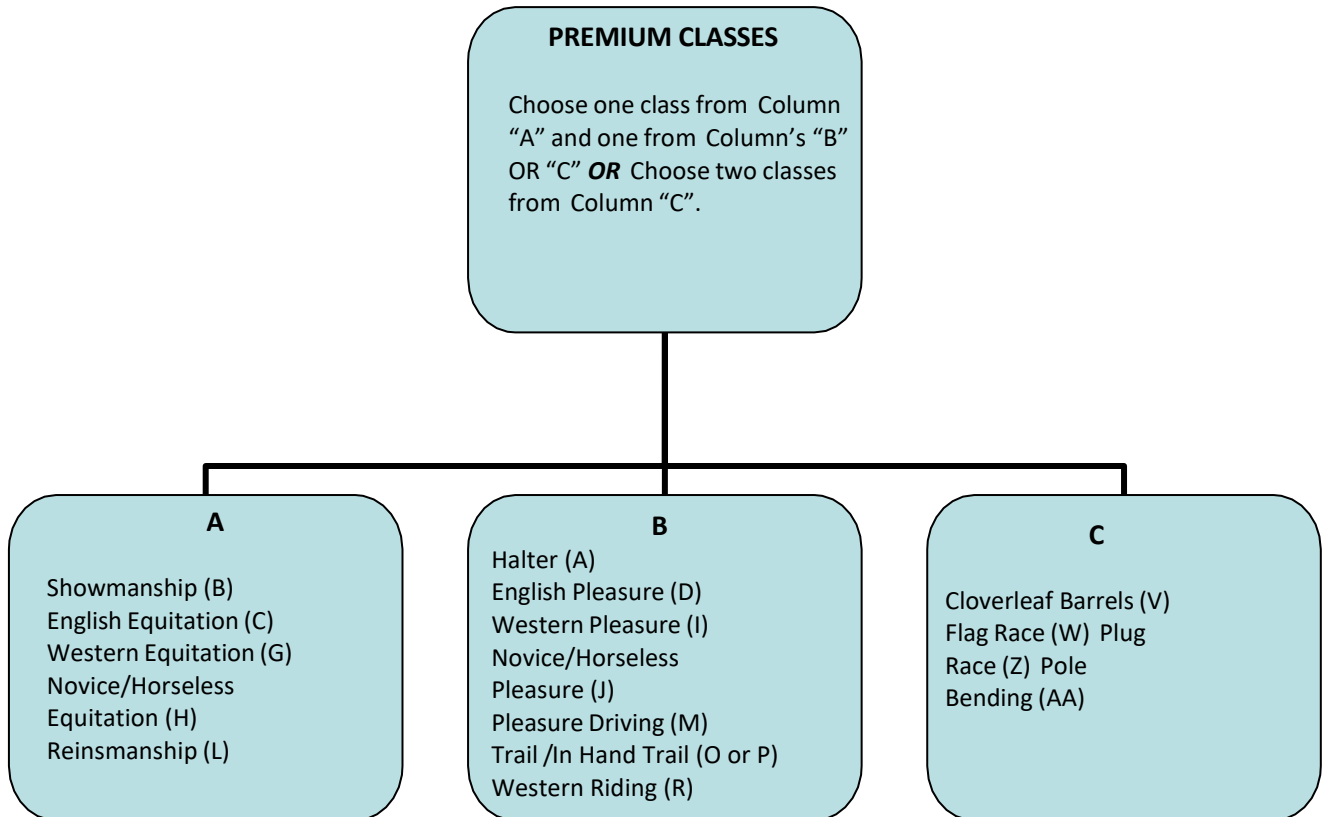
Driving Attire: Dress should conform to the style of the vehicle. Men: dress shirt and slacks or suit. Ladies: long sleeve blouse and dress slacks or long skirt or appropriate dress. Boots with cut-out heel and SEI approved helmet are required. Whip must be carried while driving. Gloves, tie, coats, and lap robes are optional.

Driving Tack: Harness can be full collar or breast collar type, bridle with blinkers, throat latch and bit (snaffle, Liverpool, buxton, elbow or standard driving bit). Over check or side check is optional. Hand holds on the lines are not permitted.

Breeching or thimbles are required.



Use the following chart to select your premium class entries. **ONLY** your premium classes should appear on your white fair entry form (with your entries for Depts. other than Horse & Pony). Your premium classes and **ALL** other Horse & Pony Dept. classes that you wish to enter should be listed on your special blue Horse & Pony Project form.



- If a second horse is shown, you may list one additional premium class from either Column "B" OR "C" in which the second horse will be shown. For family members showing the same horse: One member will follow the above instructions. The second member will be allowed to select one class from Column "A".
- You must decide prior to June 15th the two classes in which you wish to receive premiums. These are the only two classes you will list on your fair entry form. If you list more than these two, you will receive premiums in only the first two eligible classes listed. Letter in ( ) is class number. The blue form, found in the June Clover Leaves, is for listing all classes you wish to ride in.
- Riders of ponies: If you are riding a pony (any horse 56" and under), you must enter the pony class if available. If there is no pony class offered in a particular event you should enter according to your age group. Any equine over 56" will be considered a horse. Ponies may be measured if deemed necessary.

## PLEASURE CLASSES

### Premiums:

All lots	<u>1st</u> \$1.80	<u>2nd</u> \$1.60	<u>3rd</u> \$1.40	<u>4th</u> \$1.20
----------	----------------------	----------------------	----------------------	----------------------

### **CLASS A - HALTER:**

Horses and ponies are to be led with a halter and lead or bridle, whichever is appropriate for the particular breed. Judging will be on the structure and soundness of the horse as compared to breed standards.

LOT:

1. Yearling
2. 2–3-Year-Old
3. 4 Years and Older Mares
4. 4 Years and Older Geldings

### **CLASS B - SHOWMANSHIP:**

Horse and ponies are to be led with a halter and lead or bridle, whichever is appropriate for the particular breed. Judging will be on the exhibitor's ability to fit and show the horse at halter, the horse is merely a prop to show the ability and preparation of the exhibitor. The ideal showmanship performance consists of a poised, confident, neatly attired exhibitor, leading a well-groomed and conditioned horse. The horse should quickly and efficiently perform the requested patterns with smoothness and precision.

LOT:

1. All ages
2. Novice/Horseless

Champion Showman: Top blue from each of the above showmanship class will show in the championship class. Ribbon only.

### **CLASS C - ENGLISH EQUITATION:**

Judged on the skill of the rider, using correct form and aids (hands, legs, seat, weight, and voice) to produce the maximum performance of the horse. Riders may be requested to dismount and mount and to counter-canter. Exhibitors may be asked questions pertaining to the horse and equipment. Hunt seat or Saddle seat equipment may be used but not in combination.

LOT: 1. All ages

### **CLASS D - ENGLISH PLEASURE:**

The emphasis in judging is on the equine. The horse should be obedient, alert, responsive, and move freely. Shown at a walk, trot, and canter both directions of the arena.

LOT: 1. All ages

**CLASS E - HUNTER HACK:**

Horse to be shown at a walk, trot and canter both ways of the arena. Two jumps, maximum of 18 inches in height.

LOT: 1. All ages

**CLASS F—IN-HAND JUMPING (MINIS/PONIES)**

Horse must be 3 years old or older to enter. Start/finish line will be placed 24 feet from the first and last obstacle and will be marked with 2 markers 4 feet apart. Jumps will be made of 1-1<sup>1/2</sup> inch PVC pipe 5 feet wide with ground poles used. Minimum of 18 feet between jumps. Jump height: minimum of 18 inches—maximum of 32 inches. Minimum of 4 and maximum of 6 jumps on the course.

**LOT:**

1. Mini 34 inches or shorter
2. Mini 34-38 inches
3. Pony 38-56 inches

**CLASS G – WESTERN EQUITATION**

Judging is based on the rider. Horses will be shown at a walk, trot, and canter both ways of the arena and back willingly. Riders may be requested to dismount and mount, counter-canter, and to execute other tasks to demonstrate control. Exhibitors may be asked questions pertaining to the horse and tack.

LOT: 1. All ages

**CLASS H – NOVICE/HORSELESS EQUITATION:**

Judging based on rider. Western or English attire. Horse to be shown at walk and trot both ways of the arena and back willingly.

LOT: 1. All ages

**CLASS I - WESTERN PLEASURE:**

The emphasis in judging is on the equine. The horse should be obedient, alert, responsive, and move freely. Shown at a walk, trot and canter both directions of the arena.

LOT: 1. All ages

**CLASS J – NOVICE/HORSELESS PLEASURE:**

The emphasis in judging is on the equine. Western or English attire. The horse should be obedient, alert, responsive, and move freely. Shown at a walk, trot both directions of the arena.

LOT: 1. All ages

**CLASS K - EGG-N-SPOON:**

LOT:

1. All ages
2. Novice/Horseless

**CLASS L - REINSMANSHIP:**

The emphasis in judging is to show the exhibitor's skill and expertise in handling the driving animal. To be judged 75% on handling to lines and whip, control, posture and overall appearance of driver; and 25% on condition and proper fit of harness and vehicle. Each driver will be asked to execute a pattern. No rail work will be done except at the request of the judge.

LOT: 1. All ages

**CLASS M – PLEASURE DRIVING:**

Horse/Pony to be shown according to breed standards. To be judged 70% on performance, manners, and way of going; 20% on condition and fit of harness; 10% on neatness of attire. Shown at a walk, slow trot, working trot, and road gait both directions of the arena and asked to back willingly.

**LOT:** 1. All ages

**CLASS N – OBSTACLE DRIVING:**

Each driver will have two minutes to negotiate as many obstacles as possible. Each driver attempts to obtain the highest score within the time allotted. Five second penalties for knocking over the start/finish markers and each time the horse breaks to a canter.

**LOT:** 1. All ages

**CLASS O - TRAIL CLASS:**

The horse will be judged on manners, response to the rider and attitude while negotiating a set course of obstacles, minimum of 6 and maximum of 8 obstacles. Can be shown in English or Western attire. Riders may not change hands on the reins unless required when working an obstacle. Judge is encouraged to advance to the next obstacle any horse taking excessive time at an obstacle.

**LOT:** 1. All ages

**CLASS P - IN-HAND TRAIL (MINI/PONIES)**

Horse must be 2 years old or older to enter. The class will be judged on performance and way of going with emphasis on manners throughout the course. Entries will be evaluated on responsiveness and willingness, plus general attitude. Maximum time of 60 seconds per obstacle. The Judge is encouraged to advance to the next obstacle any horse taking excessive time at an obstacle. There will be a minimum of 5 and maximum of 8 obstacles. Suggested obstacles: back thru or out of obstacle, simulated water (tarp), put on and remove equipment (raincoat, saddle) from person or animal, walk thru a narrow passage, pick up an object (letter, umbrella, bucket, flag) and place it at a designated location, bridge, pylons (figure 8, serpentine, cloverleaf), walk over poles, jumps, and side passing.

**LOT:**

- 1. All ages, Mini/Pony
- 2. Novice/Horseless

**CLASS Q – DISCIPLINED RAIL:** (Judged to 6 places / Premium Not Available) Each exhibitor must be able to follow the commands of the judge. These may include lead changes, counter canter, pivoting, gait changes, etc. The exhibitor may wear English or Western attire. Each exhibitor may enter only one of these lots.

**LOT:** 1. 6<sup>th</sup> grade or older

**CLASS R - WESTERN RIDING:** (Danish judging and premium available)

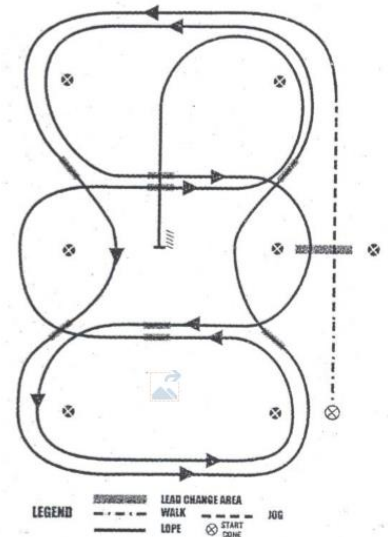
Each exhibitor is judged on how well they can complete the following pattern. The exhibitor may wear English or Western attire. **Each horse or pony may be entered in only one of these lots.**

**LOT:** 1. 6<sup>th</sup> grade or older

Description:

- 1. Walk, transition to jog, jog over log
- 2. Transition to the lope, on the left lead
- 3. First line change
- 4. Second line change
- 5. Third line change
- 6. Fourth line change
- 7. First crossing change
- 8. Lope over log
- 9. Second crossing change
- 10. Third crossing change
- 11. Fourth crossing change
- 12. Lope, Stop, & back

WESTERN RIDING PATTERN V  
"Recommended for Small Arenas"



**CLASS 5 – REINING (NRHA Pattern 12)**

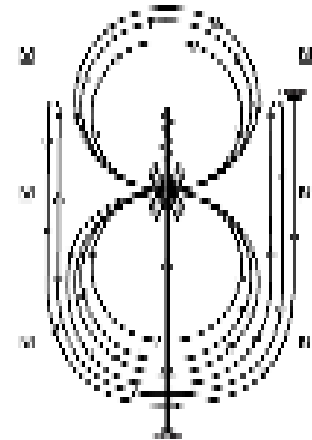
**LOT:** 1. 6<sup>th</sup> grade or older (Judged to 6 places)

**PATTERN**

**12**

**PATTERN 12**

1. Run past the center marker and do a sliding stop. Back up to the center of the arena or at least 10 feet (3 meters). Hesitate.
2. Complete four spins to the right.
3. Complete four and one-quarter spins to the left so that the horse is facing the left wall or fence. Hesitate.
4. Beginning on the left lead, complete three circles to the left; the first two circles large and fast; the third circle small and slow. Change leads at the center of the arena.
5. Complete three circles to the right; the first two circles large and fast; the third circle small and slow. Change leads at the center for the arena.
6. Begin a large circle to the left but do not close this circle. Run up the right side of the arena past the center marker and do a right rollback at least 20 feet (6 meters) from the wall or fence-no hesitation.
7. Continue back around previous circle but do not close this circle. Run up the left side of the arena and past the center marker and do a left rollback at least 20 feet (6 meters) from the wall or fence-no hesitation.
8. Continue back around previous circle but do not close this circle. Run up the right side of the arena past the center marker and do a sliding stop at least 20 feet (6 meters) from the wall or fence.



Rider may drop bridle to designated judge.

**STATE 4-H HORSE EXPO – PLEASURE HORSE ENTRIES:**

Exhibitors **MUST** receive a BLUE RIBBON in a qualifying class at their County Qualifying Horse Show/Fair. This includes ALL Blue Ribbons awarded in Danish Classes. Exhibitors **MUST** enter one class in which they received a blue ribbon in a qualifying class at their county qualifying show/fair. Other classes may be selected from the current Expo class list. Horseless Horse Exhibitors **MUST** win a blue ribbon in either Horseless Horse Showmanship or Horseless Equitation. Two Horseless Horse Youth may **NOT** share the same horse.

**QUALIFYING CLASSES:** Showmanship, Pleasure, Equitation/Horsemanship, Trail, Horseless Horse (Showmanship & Horseless Equitation)

**NON-QUALIFYING CLASSES:** Include, but are **NOT** limited to Gymkhana/Games, Novice/ Beginner, Hunter Hack, Costume, Western Riding.

## **GYMKHANA CLASS RULES:**

1. Safety is of utmost importance.
2. All classes will be run with a closed gate.
3. Horse must enter arena at a Walk or Trot and forward motion must be stopped before starting the pattern.  
NO RUNNING PERMITTED OUTSIDE OF ARENA.
4. No reruns are permitted for equipment failure.
5. Use of whips, bats, ropes, reins, etc., forward of the cinch is not permitted. Over and under whips are NOT allowed.
6. In the event of a tie, the contestant declared the winner in the runoff must rerun the pattern within two (2) seconds of his original time or the runoff must be held again.
7. Any rider with equipment that the show committee or judge considers being unduly severe or unsafe, or using equipment in a severe or unsafe manner may be disqualified.
8. Any exhibitor displaying unsportsmanlike conduct (including improper language) may be disqualified.
9. A person(s) designated by the show committee will be at the arena and observing while the gymkhana event is being run. One of these will be designated as the official judge and will have the final say in interpretation of the gymkhana rules.
10. Each contestant will be called three (3) times by name/number (in the hole, on deck, up). The contestant will have 30 seconds to enter the arena after the last call. Contestants must start their run within 30 seconds after entering the arena.
11. No handlers, to help contestant, are permitted in the arena unless there is an emergency situation.
12. The barrels should be 55-gallon plastic drums. If metal, they should have padded tops.

### **TACK & ATTIRE**

Riding Attire: SEI approved helmet, long pants with a belt, boots with a cut-out heel, long sleeve shirt (if the shirt has tails, they must be tucked in). Sweatshirts, sweaters or jackets will be allowed when weather conditions warrant. Chaps and strap-on-spurs are optional. No slip-on-spurs are allowed.

Horse Attire: The saddle must fit the rider. Any bridle which controls the horse may be used. No horse/pony will be allowed to be exhibited in a halter. Use of a bat is optional. Over-under whips are not allowed. Other protective gear is strongly recommended (shin guards, leg wraps).

### **TIMING**

1. These are timed events, and the goal is to complete the course in the fastest time.
2. In gymkhana classes, the class starts when the horse/pony crosses the timer line and stops when the horse/pony crosses the timer line on their return.
3. An electric timer will be used and is official unless the timer defects.
4. A rerun will be given in gymkhana classes for timer failure providing a qualified pattern is run. Only one rerun is given (unless timer fails). The reruns will take place at the end of the class. If the contestant disqualifies during the rerun, no additional runs are given.
5. If the electric timer cannot be repaired and a class has been partially timed by the electric timer, the class will be rerun, and all contestants timed by three (3) stop watches. The official time being the middle time (i.e., if times of 18.0, 18.5 and 18.7 seconds were read, the 18.5 time will be official. If two or three times are identical, then they will be official.) The three people running the stop watches will be designated by the show committee.
6. Pylons of some sort will be used to indicate starting and finishing lines.
7. The suggested minimum distance from timing line to entrance end of arena shall be 30' for safety.
8. Classes T-X are timed events. Exhibitors MUST pre-register for all classes. These classes will follow the State Gymkhana Guidelines. Exhibitors will be allowed to show only one horse per class. Judging will be Friday afternoon of fair. See fair schedule for times.

### **CLASS T – COSTUME CLASS**

**LOT:** 1. All ages

**CLASS U – EGG AND SPOON:** (Judged to 6 places / Premium Not Available)

**Each horse or pony or exhibitor may be entered in only one of these lots.**

**LOT:**

1. All ages
2. Novice/Horseless

**CLASS V - CLOVERLEAF BARRELS:** (Danish Judging / Premium Available)

The equipment shall consist of three (3) barrels placed in a triangle pattern. The pattern shall be set to best fit the arena. A suggested pattern may be as follows: The right and left barrels form the base of the triangle, which will be parallel to the starting line and a maximum of 75' from each other.

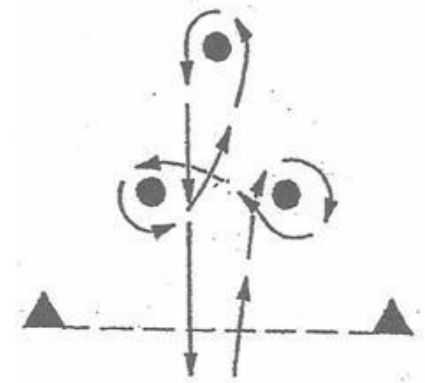
The third barrel will be down the arena and will be a maximum of 150' from the starting line. It will be equaled distant from the right and left barrels. No barrel may be closer than 15' from any fence. The pattern can be run either right or left. Contestant may touch a barrel in an attempt to prevent it from falling over. Any changes made in the pattern once a class has started will cancel all times run and call for the rerunning to the entire class.

**Disqualifications:** Knock down of barrel, broken pattern, running off course or separation of rider and horse/pony during the timing period will disqualify contestant.

**Each horse or pony or exhibitor may be entered in only one of these lots.**

**LOT:**

1. All ages
2. Novice/Horseless



**CLASS W - FLAG RACE:** (Danish Judging / Premium Available)

The three (3) barrels are placed in a triangle pattern, as in cloverleaf barrels. The pattern will be set to fit the arena, with no barrel closer than 15' from any fence. Flag is to be picked up at first barrel, contestant to proceed around the second barrel and deposit flag in container on third barrel and then cross finish line. Containers for the flags shall be at least the size of a two-gallon bucket (plastic or rubber).

Material in container (to about 1" from top) should be suitable material to allow flag to be easily removed and stuck, i.e., soybeans, corn, wheat, loose sand. Flag sticks should be 18" in length with about 1/2" round dowel and blunt ends. The container must be set on the outer edge of the barrel and the flag in the outer edge of the container. The same flags will be used by all contestants in a class. If a flag breaks during the run, the rider will be given a rerun. Rider may run the course to the right or left. The rider must signal to the ring crew if they will be running right or left.

**Disqualifications:** The rider will be disqualified for dropping the flag.

Flag not staying in the "stuck position" in the material inside the container on the third barrel, not going around the second barrel, knocking over any flag container, knocking over any barrel, using the flag for a bat, running off course or separation of rider and horse/pony during the timing period.

**Each horse or pony or exhibitor may be entered in only one of these lots. LOT:**

1. All ages
2. Novice/Horseless

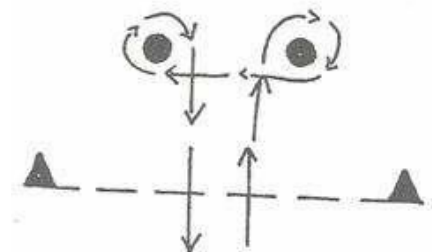
**CLASS X - LT SPECIAL:** (Judged to 6 places / Premium Not Available)

The two (2) barrels are placed in a straight line, horizontal with the timing line. The pattern will be set to fit the arena, with no barrel closer than 15' from any fence. The pattern can be run either left or right. Contestant may touch a barrel to prevent it from falling over. Any changes made in the pattern once a class has started will cancel all times run and call for the rerunning of the entire class.

**Disqualifications:** Contestant is disqualified for knock down of barrel, broken pattern, running off course, or separation of rider and horse/pony during the timing period.

**Each horse or pony or exhibitor may be entered in only one of these lots. LOT:**

1. All ages
2. Novice/Horseless





**CLASS Y – JUMPING FIGURE 8** (Judged to 6 places/premium not available)

**LOT:** 1. All ages

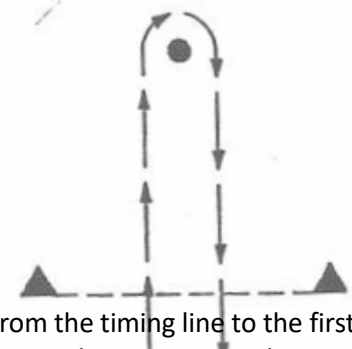
**CLASS Z - PLUG RACE:** (Danish Judging / Premium Available)

Pattern will be set to fit arena, with one barrel used to run at. Barrel may not be closer than 15' from any fence. Rider may run left or right. Horse/pony must go around barrel. Rider may touch barrel in an attempt to prevent it from falling over. Barrel must stay in same place for entire class, or entire class must be rerun, including original no times.

**Disqualifications:** Contestant is disqualified for knocking barrel over, breaking pattern or separation of rider and horse/pony during the timing period.

**Each horse or pony or exhibitor may be entered in only one of these lots. LOT:**

- 1. All ages
- 2. Novice/Horseless



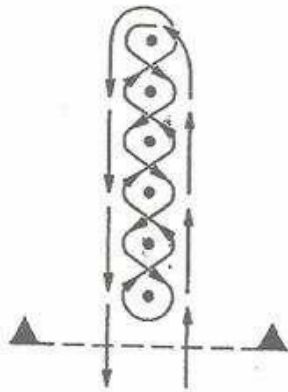
**CLASS AA - POLE BENDING:** (Danish Judging / Premium Available)

The six (6) poles, which are 6' tall, shall be 21' apart and 21' from the timing line to the first pole. The end pole must also be at least 21' from the arena fence. The pattern may be run left or right. Rider may touch pole to keep it from going down. The decision to determine if a pole goes down because of wind remains with the people designated as the judges by the show committee. **Penalty:** There is a five (5) second penalty for each pole knocked down.

**Disqualifications:** Contestant is disqualified for a broken pattern, running off course or separation of rider and horse/pony during the timing period.

**Each horse or pony or exhibitor may be entered in only one of these lots. LOT:**

- 1. All ages



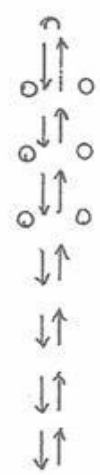
**CLASS BB- KEY RACE:** (Judged to 6 places / Premium Not Available)

Pattern is set 100 feet from the timing line. The pattern will consist of 6 poles set 6 feet wide and 12 feet long. 3 poles on each side set 6 feet apart. The rider will ride through the poles, turn around, and ride back through the poles, and across the timing line.

**Disqualifications:** Knock down of any poles, broken pattern, running off course or separation of rider and horse/pony during the timing period will disqualify contestant.

**Each horse or pony or exhibitor may be entered in only one of these lots.**

- LOT:** 1. All ages
- 2. Novice/Horseless



**CLASS CC- SPEED & ACTION:** (Judged to 6 places / Premium Not Available)

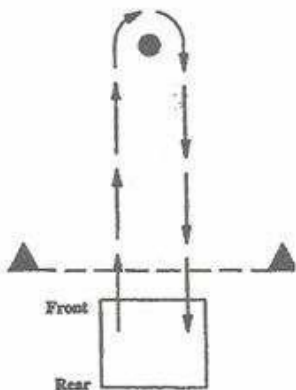
A box that is 16' x 16' is outlined with lime or flour and is located three (3) feet behind the timing line. A barrel to run at is placed 125' from the starting line. This barrel may not be closer than 15' from any fence. Mounted rider enters the rear of the box and settles horse/pony for 5 seconds. On judge's signal, contestant runs the pattern.

The rider must exit the front of the box (nearest barrel), ride around the barrel, either left or right and then reenter the front of the box for 5 seconds. The time starts when rider crosses timing line and stops with re-crossing of timing line. The barrel must stay in place for the entire class. Rider may touch barrel in an attempt to prevent it from falling over.

**Disqualifications:** There will be no time if the rider does not enter the rear of the box, if the barrel is knocked over, the horse/pony does not stay inside the box for the two required five (5) second timing periods, if the horse does not reenter the front of the box, for a broken pattern, or separation of rider and horse/pony during timing period.

**Each horse or pony or exhibitor may be entered in only one of these lots.**

- LOT:** 1. All ages



**CLASS DD - 4-IN-A-LINE BARRELS:** (Rules per WSCA)

Four contestants per team. Teams will be determined by draw of all members entered. If there is an odd number of entries, all entered members will be re-entered in the draw and some riders will ride more than once. Horses go through the pattern 1 behind the other. Must start, progress, and finish in the same order. Five second penalty for tipped marker. Pattern may start from the left or right side. Pattern to consist of four barrels, placed 21 feet apart, beginning 21 feet from the start line. Three additional barrels shall be placed as follows: one on each side of the last of the four barrels and co-linear with it; the distance between the barrel and each of the other two barrels is at least 21 feet. The third barrel is placed in line with the four, at least 36 feet beyond the fourth barrel. No marker may be closer than 21 feet from the arena fence. The team will weave the first four barrels, ride the perimeter of the three-barrel pattern, and weave the four barrels back. Touching or steadying of the equipment with the hand results in disqualification. Hand timer is used, timing from the nose of the first horse into the nose of the last horse out.

**LOT:** 1. All ages

**NON-ANIMAL EXHIBITS:**

**CLASS EE-1 and EE-2 - CLOTHES HORSE - WILL BE CONFERENCE JUDGED, SEE JULY CLOVER LEAVES FOR DATE AND TIME**

Each entry must have tag (3x5) card which indicates how the item will be used, fiber content, and care of item. Articles, except Lot 6, may be entered in Area Animal Science Day and 4-H State Horse Expo. Be sure to read entry rules for these events.

**CLASS EE-1 - CLOTHES HORSE (Grades 3-8)** - Open to members enrolled in Horse & Pony/Horseless Horse Project or similar program grades 3rd - 8th.

**Premiums:**            1st                    2nd                    3rd                    4th

**LOT:**

1. Clothing suitable for horse project (for member) you have made.
2. Articles for wear for horse you have made. Any item worn by the horse, for example: blanket, cooler, saddle pad, leg wraps, mane tamers, etc.
3. Accessories for both horse and rider you have made, for example: saddle, bridle, garment bags, boot bags, equitation scarf, grooming apron, fleece stirrup covers, etc.
4. Leather craft, macramé, and craft items where sewing skills are main criteria (e.g., sewn stuffed horse).
5. Horse related, homemade, or constructed of wood. (Original or kit). Embellished ready-made item decorated or customized such as: painted t-shirt, decorated or personalized halter. You must include a card stating what the work or craft is that you did and what the purchased item was, so it is clear to the judge. This item is not eligible for the State Expo.

**CLASS EE-2 - CLOTHES HORSE (Grades 9 and up)** - Open to members enrolled in Horse & Pony/Horseless Horse Project or similar program grade 9th and up.

**Premiums:**            1st                    2nd                    3rd                    4th

**LOT:**

1. Clothing suitable for horse project (for member) you have made.
2. Articles for wear for horse you have made. Any item worn by the horse, for example: blanket, cooler, saddle pad, leg wraps, mane tamers, etc.
3. Accessories for both horse and rider you have made, for example: saddle, bridle, garment bags, boot bags, equitation scarf, grooming apron, fleece stirrup covers, etc.
4. Leather craft, macramé, and craft items where sewing skills are main criteria (e.g., sewn stuffed horse).
5. Horse related, homemade, or constructed of wood. (Original or kit). Embellished ready-made item decorated or customized such as: painted t-shirt, decorated or personalized halter. You must include a card stating what the work or craft is that you did and what the purchased item was, so it is clear to the judge. This item is not eligible for the State Expo.

### **CLASS FF-1 and FF-2 - MODEL HORSE**

An exhibitor may enter a maximum of one (1) model per lot, but there is no limit on the number of lots entered. See state guidelines for more information (available at the Extension Office). Some model horse exhibits may also be entered in Area Animal Science Day Competition and at 4-H State Horse Expo. See specific rules for Area Animal Science Day and 4-H State Horse Expo.

<b>Premiums:</b>	<b><u>1st</u></b>	<b><u>2nd</u></b>	<b><u>3rd</u></b>	<b><u>4th</u></b>
All lots	\$1.80	\$1.60	\$1.40	\$1.20

### **CLASS FF-1 – MODEL HORSE (Grades 3-8)**

Open to members enrolled in Horse & Pony/Horseless Horse Project or similar program.

<b>Premiums:</b>	<b><u>1st</u></b>	<b><u>2nd</u></b>	<b><u>3rd</u></b>	<b><u>4th</u></b>
------------------	-------------------	-------------------	-------------------	-------------------

LOT:

1. Costume (made by exhibitor)
2. Western Pleasure - (Western stock saddle, blanket and western bridle with standard western bits-curb, snaffle, bosal - common to class model competes in are required. Nose bands are not allowed.)
3. English Pleasure - (Hunt saddle and bridle for hunt horses, flat saddle and double bridle for saddle seat horses are required.)
4. Trail - (obstacle required).
5. Gymkhana / Speed Events
6. Original Finish Halter - Western Breeds
7. Original Finish Halter - Any Other Breed
8. Other performance - (Any other event not listed. Tack, prop, obstacles, and/or dolls must be compatible with event depicted).
9. Any other clothes horse exhibit.

### **CLASS FF-2 - MODEL HORSE (Grades 9 & up)**

Open to members enrolled in Horse & Pony/Horseless Horse Project or similar program.

<b>Premiums:</b>	<b><u>1st</u></b>	<b><u>2nd</u></b>	<b><u>3rd</u></b>	<b><u>4th</u></b>
------------------	-------------------	-------------------	-------------------	-------------------

LOTS:

1. Costume (made by exhibitor)
2. Western Pleasure - (Western stock saddle, blanket and western bridle with standard western bits-curb, snaffle, bosal - common to class model competes in are required. Nose bands are not allowed.)
3. English Pleasure - (Hunt saddle and bridle for hunt horses, flat saddle and double bridle for saddle seat horses are required.)
4. Trail - (obstacle required).
5. Gymkhana / Speed Events
6. Original Finish Halter - Western Breeds
7. Original Finish Halter - Any Other Breed
8. Other performance - (Any other event not listed. Tack, prop, obstacles, and/or dolls must be compatible with event depicted).
9. Any other model horse exhibit.

**Department 7A – Poultry**  
**Special Regulations for Poultry**

1. All cockerel and pullet chickens, young turkeys, young waterfowl, and young pigeons must be hatched after January 1 of the exhibit year. Chicken cocks and hens, yearling hens, old female and male waterfowl, old pigeons and old hens and tom turkeys, must be hatched prior to January 1 of the exhibit year.
2. Please see health regulations in front of fair book and check with a poultry superintendent to find out about the most recent state requirements on testing of poultry.
3. Possession date for guinea fowl is June 15, meat birds have no possession date, and all other poultry is May 1.
4. There is no limit to the number of breeds an exhibitor may show. You may enter up to 15 birds on your fair entry form, however the total number of birds you bring to the fair and exhibit may not exceed 12.
5. An exhibitor may not sign up for more than one entry per lot number under each class.
6. All exhibitors must be on hand to show birds for judging to be eligible for competition unless prearrangements have been made with the superintendent.
7. Crossbreeds will not be eligible for Champion awards.
8. Market class poultry must be clean and of same sex, weight, breed and coloring.
9. ~~Poultry may arrive after 2:00 p.m. on Wednesday and must be in place by 6:00 p.m. on Wednesday. All birds must have the necessary health certificates and be checked for lice and mites before being put in cages. See Fair Schedule for check-in times.~~
10. **Poultry must be in cages with fair tags attached to cage by the time indicated on pp. 1-2 of the fair book or the entry will be judged as ribbon only and NOT able to compete for champion.**
11. Any poultry you have entered in classes A-ZZ may also be used for showmanship on Thursday and the Fun with Fowl Contest on Sunday.
12. See Dept. 10-B, Class 1B to enter non-animal project exhibits.

<u>Premiums:</u>	<u>1st</u>	<u>2nd</u>	<u>3rd</u>	<u>4th</u>
Lots 1-4	\$1.60	\$1.40	\$1.20	\$1.00
Apply to all classes except showmanship				

**CLASSES**

- |   |  |
|---|--|
| Class A - Any American Breed              | Class H - Any Crossbred Standard                                 |
| Class B - Any Asiatic Breed               | Class I - Single Comb clean Legged (Including Game) Bantam Class |
| Class C - Any English Breed               | Class J - Rose Comb Clean Legged Bantam                          |
| Class D - Any Mediterranean Breed         | Class K - All other Combs, Clean Legged Bantam                   |
| Class E - Any Continental Breed           | Class L - Feather Legged Bantam Breeds Bantam                    |
| Class F - All other Standard Breeds Breed | Class M – Any Crossbred Bantam                                   |
| Class G - Any Non-Recognized Breed        |  |

**LOT:**

- |             |         |
|-------------|---------|
| 1. Cockerel | 3. Cock |
| 2. Pullet   | 4. Hen  |

**CLASS - MARKET CLASS LIVE BIRDS – CHICKEN**

**LOT:**

1. Roaster - 2 birds, matched in sex and breed, each 4 1/2 lbs. or over with big full breast
2. Fryer - 2 birds, matched in sex and breed, each 2 1/2 less than 4 1/2 lbs.
3. Broiler - 2 birds, matched in sex and breed, under 2 1/2 lbs.
4. Hen - One of any breed to be judged for egg production

**CLASS N - TURKEY**

- |               |            |
|---------------|------------|
| 1. Young Hen  | 3. Old Hen |
| 2. Young Jake | 4. Tom     |

**CLASS O - MARKET CLASS - TURKEY**

- |  |                                  |
|--|----------------------------------|
| 1. Roaster - 2 birds over 14 lbs. each | 3. Laying hen for egg production |
| 2. Broiler - 2 birds 10-14 lbs. each   |                                  |

**WATERFOWL CLASSES**

**CLASS P - LARGE DUCKS** (Pekin, Aylesbury, Rouen, Muscovy)

**CLASS Q - MEDIUM DUCKS** (Cayuga, Crested, Swedish, Buff)

**CLASS R - LIGHTWEIGHT DUCKS** (Runner, Campbell, Magpie)

**CLASS S - BANTAM DUCKS** (Call, East Indie, Mallard)

**CLASS T - HEAVY GEESE** (Toulouse, Embden, African)

**CLASS U - MEDIUM GEESE** (Sebastopol, Pilgrim, American, Buff, Saddleback Pomeranian)

**CLASS V - LIGHT GEESE** (Chinese, Tufted Roman, Canada, Egyptian)

**LOT:**

- |                 |               |
|-----------------|---------------|
| 1. Young Male   | 3. Old Male   |
| 2. Young Female | 4. Old Female |

**EXOTIC POULTRY CLASSES**

**CLASS W – GUINEA FOWL**

**CLASS X— ANY OTHER POULTRY NOT LISTED** (Pheasants, Quail, Peafowl)

**LOT:**

- |             |         |
|-------------|---------|
| 1. Cockerel | 3. Cock |
| 2. Pullet   | 4. Hen  |

**PIGEON CLASSES**

**CLASS Y - PERFORMING BREEDS**

**CLASS Z - COMMERCIAL BREEDS**

**CLASS AA - FANCY BREEDS**

**LOT:**

- |               |             |
|---------------|-------------|
| 1. Young Cock | 3. Old Cock |
| 2. Young Hen  | 4. Old Hen  |

**CLASS ZZ–SHOWMANSHIP – See Rule #10: use a bird that you have shown in another class for showmanship.**

**LOTS:**

1. Beginner, grades 3-5
2. Intermediate, grades 6-8
3. Senior, grades 9 and up

**ANIMAL FUN DAY**

This contest is ribbon only and no pre-entry is needed. Check fair schedule for time and place. Examples of contests include rooster crowing, people crowing, tricks and stunts with your animal, dress your animal, and others.

**Poultry Pullorum Testing Again Required for Fairs, Shows**

The Department of Agriculture, Trade and Consumer Protection (DATCP) is once again requiring pullorum-typhoid testing for birds exhibited at fairs and shows.

In 2019, DATCP issued a waiver for testing requirements because the antigen used to conduct the test was not readily available. The waiver has been rescinded now that the antigen is once again readily available.

## Department 8A - Rabbits

1. Rabbits will be shown before the judge by the exhibitor or another member if the exhibitor is showing another animal **except for showmanship.**
2. Exhibitors may show up to four breeds of rabbits (with no more than four rabbits in each breed.)
3. Any rabbit shown for showmanship, fur class, or petting zoo MUST be shown in a breed class first.
4. All rabbit judging to be in accordance with American Rabbit Breeder's Association, Standard of Perfection.
5. All rabbits must be permanently ear marked in left ear before arriving on fair grounds.
6. Champion of Altered Rabbit Class and Crossbred Rabbit Class may not compete for Grand Champion or Reserve Champion of Rabbit Show.
7. Animals may not be exhibited or housed with offspring at side **and must be a minimum 12 weeks of age.**
8. All rabbits must be in place with fair tags on cages. Cages can be decorated after spots are assigned by Superintendent.
9. Proper rabbit show attire includes long pants and white long sleeve show shirt
10. Indicate rabbit name, breed, and gender on cage)
11. See Dept. 10-B, Class HB & IB, to enter non-animal project exhibits.

### CLASSES

Class A - Californian

Class B - Any Other Commercial

Class C - Dutch - all varieties

Class D - Mini-Lops- Solid & Broken

Class E - Holland Lops- Solid & Broken

Class F - Lops, French or English

Class G - Rex - Solid & Broken

Class H - Mini Rex – Solid & Broken

Class I - Jersey Wooley

Class J - Satins – Solid & Broken

Class K - Netherland Dwarfs - all varieties

Class L - Lionhead

Class M - Any Other Fancy Small Breed, 2 to 8 pounds at

maturity Class N - Any Other Fancy Large Breed, 8 lbs. & over at

maturity Class O – Crossbred Rabbits (mixed breed and no

lionheads)

(NOT eligible for Best of Show)

Class P – Altered Rabbits (**altered rabbits only**, not eligible for best of show)

<u>Premiums:</u>	<u>1st</u>	<u>2nd</u>	<u>3rd</u>	<u>4th</u>
Open to all classes except showmanship				
Lots 1-6	\$1.60	\$1.40	\$1.20	\$1.00

### **LOT:**

#### **CLASSES A-T**

- |                         |                          |
|-------------------------|--------------------------|
| 1. Buck (over 6 months) | 3. Buck (under 6 months) |
| 2. Doe (over 6 months)  | 4. Doe (under 6 months)  |

**CLASS U - FUR CLASS** - Animals entered in fur class **MUST** be from your breed class entries. Rabbits judged on fur quality per A.R.BA Standard of Perfection

**LOT:**

**Any other Fur**

1. Colored - all colors and patterns except white.
2. White - Usable portion of pelt to be white.

**Rex Fur**

3. Colored - all colors and patterns for the breed.
4. White only - white bodied.

**Satin Fur**

5. Colored - all colors and patterns for the breed.
6. White only - white bodied.

**Wool**

7. Colored - all colors for the breed. Color not to be considered.
8. White only - white bodied.

**CLASS V: SHOWMANSHIP**

**Premiums:**

Lots 1-3

**1st**

\$2.40

**2nd**

\$2.00

**3rd**

\$1.60

**4th**

\$1.20

**LOT:**

1. Beginner, grades 3-5
2. Intermediate, grades 6-8
3. Senior, grades 9 and up

**Ribbon Awards**

- Championship and Special Awards open to all breeds and no pre-entry required.

## Department 9A – Dogs

### Special Regulations for Dogs

1. **All dogs must be accompanied by a valid\* certificate indicating proof of current rabies vaccination and distemper, hepatitis, parvovirus, and parainfluenza (DA<sub>2</sub>PP). An annual exam by a veterinarian is advised.**  
\*Valid indicates rabies vaccine was administered by a licensed veterinarian.
2. All dogs must be leashed when not being shown. No unentered dogs shall be brought to show site.
3. A qualifying score is required in order to receive a blue or red placing in any class. Qualifying score shall be comprised of scores of more than 50% of the available points in each exercise and a final score of 170 or more points in all classes, except pre-utility, which shall be 105 or more points.
4. The judge must excuse any dog that attacks or attempts to attack any person or another dog in the ring.
5. All AKC rules will be followed in the exercises, regular classes and non-regular obedience classes, with these exceptions:
  - a. A female in season may be shown, but not with the rest of the class.
  - b. A blind, deaf, lame or mixed breed dog may compete, but no other exception to the rules will be made (such as how high they have to jump in the high jump, or how far they have to jump in the broad jump). They must complete all exercises the same as any other dog in their class.
  - c. A female with nursing puppies may not compete and should not be brought to the show.
6. No exhibitor will be allowed to discipline or man-handle their dog on the show site. This could lead to a disqualification.
7. If needed for control of their dog, a Pre-Novice A exhibitor may use a training collar for classes and at the show. However, this will limit their placing to a 3<sup>rd</sup> or 4<sup>th</sup>. This is only allowed for one year, after which the exhibitor must change to a flat or show collar.
8. If the exhibitor receives a qualifying score in obedience and/or rally the first year he must advance to the next higher class the following year.
9. Any member wishing to enter Showmanship Contest must do so on their entry form.
10. Being enrolled in the Dog Project allows you to enter dog posters and photography. For Dog Posters and exhibits, see Dept 10-B, Classes EB & IB; Dog Photography see Dept 20 - Class GA. **PLEASE SEE THE OTHER DEPARTMENTS FOR THE NON-LIVE ENTRIES.**

#### **CLASS A – BEGINNER’S PRE-NOVICE - Dogs entered in this class are expected to:**

Heel on leash (on leash)	Figure 8 (on leash)
Sit for exam (on leash)	Recall (on leash – no finish)
Sit Stay on leash (30 seconds)	

#### **CLASS B – PRE-NOVICE - Dogs entered in this class are expected to**

Heel on leash and figure eight	Stand for examination	
Recall and Finish	Long Sit (45 seconds)	Long Down (1 minute)

#### **CLASS C – NOVICE- Dogs entered in this class are expected to:**

Heel on leash and figure eight	Stand for examination	Heel off leash
Recall and Finish	Long Sit (1 minute)	Long Down (3 minutes)

#### **CLASS D – GRADUATE NOVICE - Dogs entered in this class are expected to:**

Heel on leash (no figure eight)	Drop on recall as in open work
Stand for examination	Long Sit (3 min.)
Heel free including figure eight	Long Down (5 min)

#### **CLASS E – PRE-OPEN - Dogs entered in this class are expected to:**

Heel free	Broad jump
Figure eight-free	Long Sit & Down
Drop on recall	Retrieve dumbbell on flat



**CLASS F – OPEN - Dogs entered in this class are expected to:**

Heel free	Broad jump
Figure eight-free	Retrieve over high jump
Drop on recall	Retrieve dumbbell on flat
Long Sit (3 min)	Long Down (5 min)

**CLASS G – PRE-UTILITY - Dogs entered in this class are expected to:**

Signal exercise	Retrieve over high jump
Directed retrieve	Directed jumping (high jump only)
Long Stand	Retrieve dumbbell on high jump
Broad jump	Long Sit & Down (handler out-of-sight)

**CLASS H – UTILITY - Dogs entered in this class are expected to:**

Signal exercise	Directed retrieve
Directed jumping	Stand for examination (3 minutes)
Scent discrimination (Article 1 - Leather)	
Scent discrimination (Article 2 - Metal)	

**CLASS I – BRACE - Dogs entered in this class are expected to: (Couplers no longer than 6")**

Heel on leash & figure eight	Recall
Stand for examination	Long Sit
Heel free	Long Down (3 minutes)

**CLASSES**

Class A – Beginner’s Pre-Novice	Class D - Graduate Novice	Class G - Pre-utility
Class B - Pre-Novice	Class E - Pre-Open	Class H - Utility
Class C - Novice	Class F - Open	Class I - Brace

<b><u>Premiums:</u></b>	<b><u>1st</u></b>	<b><u>2nd</u></b>	<b><u>3rd</u></b>	<b><u>4th</u></b>
Classes A-I Lots 1-2	\$3.60	\$2.80	\$2.00	\$1.20

**LOT:**

1. Open to exhibitors through grade 8 as of January 1.
2. Open to exhibitors in grade 9 and up as of January 1.

**CLASS J: TEAM OBEDIENCE - PRE-NOVICE AND NOVICE (4 Team Members + Alternate)**

**Dogs entered in Team Obedience - Pre-novice are expected to:**

Heel on leash and figure eight	Stand for examination
Recall & Finish	Long Sit (1 minute)
Long Down (3 minutes)	

**Dogs entered in Team Obedience - Novice are expected to:**

Heel on leash and figure eight	Stand for examination
Recall & Finish	Long Sit (1 minute)
Heel off leash	Long Down (3 minutes)

<b><u>Premiums:</u></b>	<b><u>1st</u></b>	<b><u>2nd</u></b>	<b><u>3rd</u></b>	<b><u>4th</u></b>
Class J Lots 1-2	\$3.60	\$2.80	\$2.00	\$1.20

**LOT:**

1. Pre-Novice Team Obedience
2. Novice Team Obedience

**CLASS K: SHOWMANSHIP**

**Showmanship judged on:**

1. Skill in handling the dog by the exhibitor.
2. The grooming & conditioning of the dog.
3. Questions on parts of the dog may be asked.
4. Confirmation of the dog will not be considered.

<b>Premiums:</b>	<b><u>1st</u></b>	<b><u>2nd</u></b>	<b><u>3rd</u></b>	<b><u>4th</u></b>
Lots 1-3	\$2.40	\$2.00	\$1.60	\$1.20

**LOT:**

1. Beginner, 1<sup>st</sup> year in project
2. Intermediate, 2-3 years in project
3. Senior, 4 or more years in project

**CLASSES L-N AGILITY**

1. AT THE TIME OF THE SHOW, YOU WILL BE PLACED IN AND COMPETE AT THE CORRECT HEIGHT.
2. DOGS WILL BE SHOWN WITH A BUCKLE COLLAR (WITH NO TAGS) OR NO COLLAR.
3. IF YOU HAVE ENTERED IN ADVANCED CLASSES IN PREVIOUS YEARS, YOU CANNOT ENTER LOWER LEVELS WITH THE SAME DOG.
4. Standard Tunnels on or off leash. There will be up to 5 tunnels creating a course of 7-10 obstacles. Course time will be 60 seconds.

**CLASS L: BEGINNER AGILITY - ON LEASH**

<b>Premium</b>	<b><u>1st</u></b>	<b><u>2nd</u></b>	<b><u>3rd</u></b>	<b><u>4th</u></b>
Lots 1-8	\$2.40	\$2.00	\$1.60	\$1.20

- LOT:** 1. Standard Equipment  
2. Jumps and Tunnels

**CLASS M—BEGINNER AGILITY - OFF LEASH**

- LOT:** 1. Standard Equipment  
2. Jumps and Tunnels

**CLASS N – INTERMEDIATE AGILITY – OFF LEASH**

- LOT:** 1. Standard Equipment  
2. Tunnels, Jumps and Weaves

**CLASS O—ADVANCED AGILITY – OFF LEASH**

**Enter this class only with the recommendation of instructor. To be shown off leash.**

- LOT:** 1. Standard Equipment  
2. Tunnels, Jumps and Weaves

**CLASS P – RALLY NOVICE**

All exercises are performed on leash

May only compete in this class if you have never competed in Rally Advance or Rally Excellent.

**LOT 1:** All exhibitors

**CLASS Q – RALLY ADVANCED**

All exercises performed off leash

Dogs may compete in this class only if they have received a qualifying score in Rally Novice in prior years.

**LOT 1:** All exhibitors

**CLASS R – RALLY EXCELLENT**

All exercises are performed off leash

Dogs may compete in this class only if they have received a qualifying score in Rally Advanced in prior years.

**LOT 1:** All exhibitors

**CLASS S – NOVICE TRICK CLASS**

Dogs must perform 10 tricks from the list. List will be provided during training sessions as well as the day of the show. Food lures are allowed.

Lot 1: All Exhibitors

**CLASS T – INTERMEDIATE CLASS**

Dogs must perform 10 tricks from the list. List will be provided during training sessions as well as the day of the show. No food lures allowed.

Lot 1: All Exhibitors

**CLASS U – ADVANCE CLASS**

Dogs must perform 10 tricks from the list. List will be provided during training sessions as well as the day of the show. No food lures allowed.

Lot 1: All Exhibitors

## Department 10-A - Small Pets

### Judging follows Cat Judging

1. Exhibitors are to bring animals in their own cages or carriers. Exhibits are to be taken home after judging is completed.
2. **Bring a snapshot size photo of your animal (you can be in the picture too) with your name, club, species and/or breed, and animal's name printed on the back.** We will use the photos to create a display so that fair goers can see your animal and you're placing. Turn the photo in to the superintendent at the time your animal is checked in.
3. See Dept. 10-B, Class IB, for non-animal project exhibits.

<u>Premiums:</u>	<u>1st</u>	<u>2nd</u>	<u>3rd</u>	<u>4th</u>
All Classes	\$2.40	\$2.00	\$1.60	<del>\$1.20</del>

#### **CLASS AA – GUINEA PIGS LOT:**

1. Junior Sow, 16 oz. & under
2. Junior Boar, 16 oz. & under
3. Senior Sow, over 16 oz.
4. Senior Boar, over 16 oz.

#### **CLASS BA - HAMSTER LOT:**

1. Long hair (teddy bear)
2. Short hair
3. Dwarfs

#### **CLASS CA - OTHER MAMMALS LOT:**

1. Rats
2. Mice
3. Gerbils
4. Ferrets
5. Chinchillas
6. Any other mammal

#### **CLASS DA - OTHER SMALL ANIMALS LOT:**

1. Reptiles (snakes, turtles, lizards)
2. Amphibians
3. Birds
4. Any other small animals

## Department 10-B – Animal & Veterinary Science

All posters are to be 14x22" in size. Limit 5 entries

<b>Premiums:</b>	<u>1<sup>ST</sup></u>	<u>2<sup>ND</sup></u>	<u>3<sup>RD</sup></u>	<u>4<sup>TH</sup></u>
All Classes	\$1.40	\$1.20	\$1.00	\$.80

### CLASS AB - UNIT I - THE NORMAL ANIMAL LOT:

1. A diagram of an animal showing the course food takes after it leaves the stomach, naming various parts it passes through.
2. Drawing of organ or system of animal body and brief explanation of function.
3. Chart showing body temperature, pulse, respiration rate recordings taken of an animal over a thirty-day period.
4. Exhibit showing drawings and explanations of animal health danger signs you have learned to identify.
5. Drawing of body tissue with an explanation of specific diseases which affect it.
6. Exhibit comparing a normal and a diseased animal (include characteristics such as posture, movement, voice and appetite).
7. Exhibit showing a method(s) used to clean, disinfect or maintain good animal health.
8. Exhibit describing method(s) of care, nutrition or handling to keep an animal healthy.
9. Any other

### CLASS BB - UNIT II - ANIMAL DISEASE LOT:

1. An exhibit of internal parasites; identified with brief explanation of how parasites enter the animal body, their life cycle, and treatment.
2. Scrapbook on animal diseases giving their cause, cure and prevention.
3. Exhibit illustrating the life cycle of an infectious organism with an explanation of how organisms enter animals' bodies.
4. Exhibit showing symptoms of a vitamin or mineral deficiency in animals; including some explanation on corrective measures.
5. Exhibit showing common symptoms of one common livestock disease.
6. Any other

### CLASS CB - UNIT III - ANIMAL HEALTH LOT:

1. Scrapbook of ten animal diseases transmittable to man, giving cause, cure and prevention.
2. Scrapbook on career opportunities in Veterinary Science.
3. Exhibit showing a public health problem, its cause, cure and prevention.
4. Exhibit showing cycle of one disease selected from the Zoonosis group. Explain each step in the cycle including how it spread from animal to man.
5. Any other

### CLASS DB - POSTERS - HORSE, PONY & HORSELESS HORSE PROGRAM MEMBERS

Open to all Horse, Pony & Horseless Horse Project Members or similar program. Some poster exhibits may also be entered in Area animal Science Day Competition and at 4-H State Horse Expo. See specific rules for Area Animal Science Day and 4-H State Horse Expo.

- **Use a standard size poster board of 14" x 22".** A 1" unmarked border is recommended.
- The poster can be on any topic related to the 4-H Horse and Pony project. For example: care, training, health, nutrition, psychology, breed, history of breeds, anatomy, careers, safety, reproduction, youth leadership in project, colors, and markings.
- No part of the poster may protrude over 1/8" above the poster board. No sharp objects may be glued to poster (i.e., glass, wire, needles, etc.).

**LOT:**

1. Poster - Creative Design. This poster can be on any topic related to the project but must follow guidelines in 4-H materials provided with Project Handbooks. Member's grade 3 - 5.
2. Poster - Creative Design. (See Item 1). Member's grade 6 - 8.
3. Poster - Creative Design. (See Item 1). Member's grade 9 and up.
4. Education Illustration. Vet. Science, equipment, anatomy, etc. Member's grade 3 - 5.
5. Education Illustration. (See Item 4). Member's grade 6 - 8.
6. Education Illustration. (See Item 4). Member's grade 9 and up.

**CLASS EB - DOG & DOGLESS PROJECT MEMBERS**

Open to all Dog & Dogless Project Members.

1. Design-a-poster – grades 3-5 - This poster can be on any topic related to the project but must follow guidelines in 4-H materials provided with Project Handbooks.
2. Design-a-poster – grades 6-8 - (See Item 1)
3. Design-a-poster – grades 9 and up - (See Item 1)
4. Poster – grades 3-5 - Showing one of the following: parts of animal; equipment and use; anatomy or biology; diseases or parasites; health care or nutrition
5. Poster – grades 6-8 - (See Item 4)
6. Poster – grades 9 and up - (See Item 4)

**CLASS FB - ADVENTURES IN DAIRYLAND**

Open to all 4-H members enrolled in Adventures in Dairyland Project or similar project. Displays are to be developed by the members. Do not use activity posters provided with member materials.

**LOT:**

1. Display showing different kinds of feed a dairy cow eats.
2. Poster showing different breeds of dairy animals.
3. Display showing the different products that come from dairy animals.
4. Display showing some important nutrients that come from milk.

**CLASS GB - GOAT PROJECT NON-ANIMAL EXHIBITS LOT:**

1. Display of what and how you feed your goat such as kids nursing, bottle feeding; grain mixes for milking does, dry does, buck, wethers and kids; types of hay; pasture and browse.
2. Display on the care of baby goats. Include feeding, shots, worming, dehorning, tattooing, registration, special house, or birth.
3. Display of practices for healthy adult goats. Include hoof trimming, worming, immunizations, clipping, or barn cleaning.
4. Display on hoof trimming - how to do it & tools used.
5. Display on types of hay - type of forage, type of bales, testing, and pasture.
6. Display showing tour of barn - may be on video or photos; show where goat lives, types of pens & fencing, pasture area, feeding area, milk room & stands, water system, kid's areas, buck areas.
7. Poster showing parts of goat.
8. Goat equipment made by exhibitor such as milk stand, hay feeder, hay feeder for pen at fair, set of portable pen panels, safe play equipment, loading steps or ramp for a truck or trailer, cart or harness, backpack for a goat.
9. Display of safe fencing for goats - what works and what doesn't.
10. Display of different types of housing for goats. Show set-up for goats, how different goat keepers house their goats by visiting other herds and comparing housing.
11. Show how to use goat milk (such as for baby goats, for your family, or for pigs or calves).
12. Display about goat cheese showing different types, where you buy it, where it is made - tour goat cheese factory or make cheese at home.
13. Display about goat meat. May include different names for it, like "chevon" or "cabrito," poster showing where different cuts come from on carcass.
14. Recipe collection using goat products (milk, meat, cheese or all three) and which recipes you tried.
15. Display about goat fiber - include raising angora or mohair goats, how they are shorn or clipped, how the hair is processed, show finished product.

16. Display about pasteurization of milk. May include how your family drinks goat milk, how pasteurizing is done, equipment used at home or milk processing plant, State Laws for milk.
17. Display describing milking a goat - how to milk by hand or machine; how you milk your goats; different machine systems and how they work for goats.
18. Display describing meat processing - include steps in butchering and cutting meat either at home or at meat locker; show safety points like cleanliness and cold temperatures.
19. Display which shows steps in how to prepare a goat for the fair, equipment to bring, training your goat for the show ring.
20. Display showing an event involving goats and people like pet show, trip to nursing home or school, camping trip, roadside pick-up, goat show, cart pulling competition or class.
21. Video or photos on information about dairy breeds, hair breeds, meat breeds, miniature breeds, etc.
22. Display of working goat such as pulling carts, sleds, wagons on your farm, in the USA or around the world; goats packing camp gear, outdoor scientific equipment, etc.
23. Goats around the world - display which shows how goats are kept and used in another country.
24. Display of different kinds of wild goats in the USA and other countries - where they live, what they eat, are they protected by any laws, have predators, etc.
25. Display showing the problem of domestic & wild goat overpopulation, where it is happening, and some solutions people have tried.
26. Display on recreation with goats such as shows, hiking/backpacking with goats, or cart pulling.
27. Display showing the myth vs. the facts - the public image of goats, what the average person knows about goats, include how the public can learn the truth about goats.
28. Display on DHI for goats.

**CLASS HB - RABBIT PROJECT EXHIBITS LOT:**

1. Drawing of organ or system of rabbit body and brief explanation of function.
2. Exhibit of internal parasites of rabbits; identified with brief explanation of how parasites enter the rabbit body, their life cycle and treatment.
3. Scrapbook on rabbit diseases giving their cause, cure and prevention.
4. Exhibit illustrating the life cycle of a rabbit infectious organism with an explanation of how organisms enter rabbits' bodies.
5. Poster (chart) showing comparison of 15 breeds of rabbits, purpose, size and fur type.
6. Any other.

**CLASS IB - ANIMAL PROJECT EXHIBITS**

**OPEN TO ALL ANIMAL EXHIBITORS**

**LOT:**

1. Exhibit describing how you care for your animal on a daily basis.
2. Exhibit describing training methods you use with your animal.
3. Poster on identifying animal body parts.
4. Exhibit on care needed at different stages in an animal's life.
5. Any other.

## Department 11A - Domesticated Exotic Animals

### **READ SPECIAL REGULATIONS GOAT DEPARTMENT. JUDGING WILL BE PRIOR THE GOAT SHOW**

1. A total of 5 animals may be shown.
2. All exotics must be accompanied by a health certificate. Those originating within Wisconsin by a Wisconsin Intrastate Movement Certificate and from outside Wisconsin a Certificate of Veterinary Inspection.
3. All animals will be inspected by the Department Superintendent prior to being housed at the fair. Those animals showing signs of illness shall be refused entry to the fair.
4. The Exotics show will follow the Goat show.

<b>Premiums:</b>	<u>1<sup>ST</sup></u>	<u>2<sup>ND</sup></u>	<u>3<sup>RD</sup></u>	<u>4<sup>TH</sup></u>
All classes	\$4.00	\$3.20	\$2.40	\$1.60

#### **CLASS A: DOMESTICATED EXOTIC ANIMALS**

##### **LOT:**

1. Llama
2. Alpaca
3. Any other (Must give name of exotic animal you plan to exhibit on entry form.)

**CLASS B: SHOWMANSHIP** - (Any animal entered in Goats and Exotics may be shown by the exhibitor - Showmanship is how well the exhibitor knows and shows the animal.)

<b>Premiums:</b>	<u>1<sup>ST</sup></u>	<u>2<sup>ND</sup></u>	<u>3<sup>RD</sup></u>	<u>4<sup>TH</sup></u>
Lot 1-3	\$2.40	\$2.00	\$1.60	\$1.20

##### **LOT:**

1. Beginner, grades 3-5
2. Intermediate, grades 6-8
3. Senior, grades 9 and up



## Department 13A – Cats

Judging same day as small animal

Open to members enrolled in the Cat Project or similar program.

- All cats must be accompanied by a valid\* certificate indicating proof of current rabies vaccination. \*Valid indicates rabies vaccine was administered by a licensed veterinarian.**
- All cats must also be vaccinated for feline viral rhinotracheitis, calicivirus and panleukopenia (FVRCP) according to their veterinarian's recommendation. An annual exam by a veterinarian is advised**
- Cat's claws must be trimmed for the show.
- No cat will be admitted that shows signs of fleas, ear mites or other illness.
- A kitten must be at least 4 months old at time of show, in order to be shown. For showing purposes, kittens are those cats between the ages of 4 and 9 months. Cats over 9 months old at time of show are considered adults.
- Exhibitors must provide their own restraint for their animals before and after the show and during transportation. Uniform pens will be provided by the Fair for use during the Cat Show only.
- Two cats may be exhibited per member. They must be entered in different lots. No cat may be shown in more than one lot.
- Bring a snapshot size photo of your cat (you can be in the photo too) with your name, club, breed of cat, and your cat's name printed on the back.** We will use the photos to create a display so that fair goers can see your cat and you're placing. Turn in the photo to the department superintendent at the time your cat is checked in.
- See Dept. 10-B, Class IB for non-animal project exhibits.

<u>Premiums:</u>	<u>1<sup>ST</sup></u>	<u>2<sup>ND</sup></u>	<u>3<sup>RD</sup></u>	<u>4<sup>TH</sup></u>
All Classes	\$1.60	\$1.40	\$1.20	\$1.00

### CLASS AA - CATS LOT:

- Long hair male kitten
- Short hair male kitten
- Long hair female kitten
- Short hair female kitten
- Adult long hair male
- Adult short hair male
- Long hair neuter
- Short hair neuter
- Adult long hair female
- Adult short hair female
- Long hair spay
- Short hair spay

## Department 14A - Plant & Soil Science

### Farm Crops Division

1. All entries must be produced in the current year with the exception of threshed peck samples, ear corn and soybeans which must be produced in the growing season prior to the current year.
2. Exhibitor may exhibit 5 items in each project in which he/she is enrolled.

<b><u>Premiums:</u></b>	<b><u>1<sup>ST</sup></u></b>	<b><u>2<sup>ND</sup></u></b>	<b><u>3<sup>RD</sup></u></b>	<b><u>4<sup>TH</sup></u></b>
All Classes	\$1.60	\$1.40	\$1.20	\$1.00

#### **CLASS A - GROWING CORN**

Exhibitor must be enrolled in the Field Crops Project or similar program - **Name, number of variety and days required from planting to maturity must be stated on a 3x5" card**, securely attached to the exhibit. Exhibit entered without information **will NOT** receive premium.

##### **LOT:**

1. 5 ears from previous year's crop.
2. Shelled corn—dried sample. To be shown in a one-gallon zipper bag.
3. 3 stalks of corn less than 80 days (cut above roots, variety named).
4. 3 stalks of corn 80-90 days (cut above roots, variety named).
5. 3 stalks of corn greater than 90 days (cut above roots, variety named).

#### **CLASS B - GROWING FORAGE**

Exhibitor must be enrolled in the Field Crops Project or similar program.

##### **LOT:**

**Sheaf Sample must be cured to for baling,  
3-4 inches at butt:**

1. Alfalfa
2. Alsike
3. Brome Grass & Alfalfa
4. Red Clover
5. Reed Canary Grass
6. Sudan Grass
7. Timothy
8. Ladino
9. Brome Grass

**All bale slices must be displayed in a plastic bag with the dryness entry tag stapled to the outside. Exhibits not in plastic bag will NOT receive premium. Bale Slice, must be cured, 4-inch slice:**

10. Alfalfa
11. Alsike
12. Brome Grass & Alfalfa
13. Red Clover
14. Reed Canary Grass
15. Sudan Grass
16. Timothy
17. Ladino
18. Brome Grass

#### **CLASS C - GROWING SMALL GRAIN**

Exhibitor must be enrolled in the Field Crops Project or similar program; Variety must be stated.

##### **LOT:**

**Sheaf samples, 2 to 3 inches in diameter at upper band:**

1. Barley
2. Rye
3. Oats
4. Wheat
5. Sunflowers

**Threshed samples, to be shown in a one-gallon zipper bag:**

6. Barley
7. Rye
8. Oats
9. Wheat
10. Sunflowers

**CLASS D - GROWING SOYBEANS**

Exhibitor must be enrolled in the Field Crops Project or similar program.

**LOT:**

1. Sheaf sample - 4 inches in diameter at butt (The soybean will be judged on the basis of its potential for the production of grain).
2. Threshed sample - to be shown in a one-gallon zipper ba

**CLASS E - OTHER FIELD CROPS** - Exhibit must be stated

**LOT:**

1. Sheaf sample - 3 to 4 inches in diameter at butt, sheaves must be cured.
2. Corn silage - must be shown in a one-gallon zipper bag
3. Hay silage - must be shown in a one-gallon zipper bag
4. Oat silage - must be shown in a one-gallon zipper bag.
5. Bale sample - 4-inch slice, sample must be cured.

**CLASS F - FIELD CROP ACTIVITIES LOT:**

1. A display of 10 common weeds identified by common name.
2. A display of 5 diseases common to crops and information on control or prevention.
3. A display of 5 insects common to crops and information on control or prevention.
4. Poster or display of a science experiment showing crop rotation, soils, plant development, etc.
5. A display showing weather damage to crops such as hail, drought, wind, excessive rain, etc.
- 6.

## **Garden Division**

Each exhibitor must grow and prepare own exhibit. Exhibits are to be prepared according to directions in Circular 4-H 160 "Selecting & Preparing Vegetables for Display". **Attach a 3x5 card describing how you grew this fruit or vegetable in terms of soil amendments** (i.e., fertilizers, pesticides, other chemical additions, compost, etc.).

**CLASS G - FRESH FRUITS**

Exhibitor must be enrolled in the Fruits Project or similar program. Tree fruit must be displayed on a tray or plate, uncovered, with entry tag stapled to plate. Berries must be displayed in a lined, leak proof ½ pint box. Berries may be brought in on Friday by 8:30 a.m. Members may exhibit 5 items.

**LOT:**

- |                              |                      |                      |
|------------------------------|----------------------|----------------------|
| 1. Apples, state variety (5) | 4. Blackberries      | 7. Strawberries      |
| 2. Crabapples (10)           | 5. Raspberries       | 8. Any Other Berries |
| 3. Plums (5)                 | 6. Black Raspberries |                      |

**CLASS H - GROWING VEGETABLES**

Exhibitor must be enrolled in the Vegetable Project or similar project. Each exhibitor in vegetables may enter eight (8) articles but may exhibit only five (5). **Vegetables should be shown on a plate, uncovered with entry tag stapled to plate. Include information on the VARIETY (i.e., "Danvers" carrot) for each vegetable. They are not to be enclosed in plastic.**

**Class H-1 - Growing Vegetables, grades 3-5**

**Class H-2 - Growing Vegetables grades 6 – 8**

**Class H-3 - Growing Vegetables grades 9 and up**

**LOT:**

- |  |                                      |  |
|--|--------------------------------------|--|
| 1. Beans, Green (15)   | 12. Onion for winter use (3)         | 23. Radishes (5)                                       |
| 2. Beans, Wax (15)   | 13. Cabbage (1 head)                 | 24. Rutabaga (3)                                       |
| 3. Beets (4)   | 14. Pepper, Green (3)                | 25. Turnips (3)  |
| 4. Carrots (4) (2" stem)                                     | 15. Pepper, Other (sweet) (3)        | 26. Any small tomato,<br>i.e., Cherry, plum, grape (4) |
| 5. Chard, Swiss, (2 Plants)                                  | 16. Pepper, Hot (3)                  | 27. Winter squash                                      |
| 6. Corn, Sweet, (3 ear husked)                               | 17. Other pepper, state variety (3)  | 28. Pumpkin, pie or<br>ornamental (state use)          |
| 7. Cucumbers, Green (4 dill size)                            | 18. Tomatoes, ripe- red or green (4) | 29. Any other not listed                               |
| 8. Cucumbers, Slicers (2)                                    | 19. Broccoli (1 head)                |  |
| 9. Peas on pod (15)  | 20. Cauliflower (1 head)             |  |
| 10. Squash, summer (2)                                       | 21. Eggplant (1)                     |  |
| 11. Green eating onions (4)<br>(No more than 1" in diameter) | 22. Kohlrabi (3)                     |  |

**CLASS I - POTATOES**

Exhibitor must be enrolled in the Vegetable Project or similar program. May exhibit five (5) items. **Use a solid disposable foam tray or plate to put potatoes on. Staple entry tag to tray or plate.**

**LOT:**

- |                            |                               |
|----------------------------|-------------------------------|
| 1. Yukon Gold (6)          | 5. Kennebec (6)               |
| 2. Superior (6)            | 6. Russet Burbank (6)         |
| 3. Norland (6)             | 7. Red Pontiac (6)            |
| 4. Any Other Early (6)     | 8. Any Other Late Variety (6) |
| <b>-must state variety</b> | <b>-must state variety</b>    |

**CLASS J - OTHER PLANT & SOIL SCIENCE EXHIBITS LOT:**

1. Poster/display of common garden pests and methods used to control.
2. Poster/diagram of your garden layout. Include compass points and planting dates.
3. Diary - dated with when you tilled, planted, weeded, watered, and picked.
4. Poster showing methods of weed control.
5. Poster/display showing how to correctly prepare vegetables for display.
6. Poster/display showing how to purchase fresh vegetables and/or fruit.

**CLASS K - SHOWMANSHIP -- GARDEN DISPLAY**

**Display of 5 different varieties of vegetables in a box 18"x18"x3" from classes H & I with same number of vegetables as classes indicate.**

<b><u>Premiums:</u></b>	<u>1<sup>ST</sup></u>	<u>2<sup>ND</sup></u>	<u>3<sup>RD</sup></u>	<u>4<sup>TH</sup></u>
All Classes	\$2.40	\$2.00	\$1.60	\$1.20

**LOT:**

1. Beginner, grades 3-5
2. Intermediate, grades 6 - 8
3. Senior, grades 9 and up

**CLASS L – CREATIVE ART**

<b><u>Premiums:</u></b>	<u>1<sup>ST</sup></u>	<u>2<sup>ND</sup></u>	<u>3<sup>RD</sup></u>	<u>4<sup>TH</sup></u>
All Classes	Ribbon	Ribbon	Ribbon	Ribbon

**LOT:**

1. Seed Picture - any size, framed or mounted. Picture, not including frame, must be made entirely of seeds.
2. Scarecrow - any size
3. Vegetable Character - start with a pumpkin, cabbage or ear of corn and use other vegetables to create a person, animal, machine or any creative design.

## Department 15A - Flowers & Houseplants

### Premiums:

All Classes

1<sup>ST</sup>  
\$1.60

2<sup>ND</sup>  
\$1.40

3<sup>RD</sup>  
\$1.20

4<sup>TH</sup>  
\$1.00

### Special Regulations for House Plants

1. All plants in Class A, B, and C must have a label attached to the pot identifying the plant and the date started. Common name and scientific name (if possible) should be displayed on the label. A plastic fork with a notecard works well. The only exception to this rule is for Class C where the starting date is not required.
2. With the exception of Terrariums, Dish Gardens, and Fairy Gardens (lots 9, 11, and 12 in classes A and B; and 9, 10, 11 in Class C) **ALL** plants must be grown by the exhibitor from a leaf or stem cutting or raised from a seed. For Class A and B (with the exception of Class B, lot 13), plants must have been started during the current 4-H year.
3. Exhibits under Houseplants are restricted to one plant per pot, except for Terrariums, Dish Gardens, and Fairy Gardens.
4. All plants should be artistically displayed in appropriate and clean containers.
5. **Failure to follow these specific instructions will result in loss of premium.**

### **CLASS A - HOUSEPLANTS** – grades 3-5

#### **LOT:**

1. Any Ivy variety
2. Coleus - 1 plant per pot
3. Impatiens
4. Philodendron
5. Pothos (Scindapsus)
6. Piggyback (Tolmiea)
7. Shamrock (Oxalis)
8. Plant started from seed – avocado, grape, etc.
9. Terrarium (four plants and under)
10. Any other flowering houseplant
11. Dish garden (five plants and under)-should not be in a flowerpot - use a low profile pot or dish
12. Fairy Garden
13. Any other foliage plant not listed above

### **CLASS B – HOUSEPLANTS-** grades 6-8

#### **LOT:**

1. Any Ivy variety
2. Coleus – 1 plant per pot
3. Impatiens
4. Philodendron
5. Pothos (Scindapsus)
6. Piggyback (Tolmiea)
7. Shamrock (Oxalis)
8. Any propagated plant exhibited in Class A last year
8. Plant started from a seed – avocado, grape, etc.
9. Terrarium (four plants and under)
10. Any other flowering houseplant
11. Dish garden (five plants and under)-should not be in a flowerpot - use a low-profile pot or dish
12. Fairy Garden
13. Any other foliage plant not listed above

### **CLASS C - ADVANCED HOUSEPLANTS** – grades 9 and up

All plants in Class C must be more than one year old. Unless indicated, exhibitors can have multiple plants per pot, but multiple plants are not required.

#### **LOT:**

1. Any Ivy
2. Hanging Plant
3. Aluminum Plant
4. Philodendron
5. Pothos (Scindapsus)
6. Piggyback (Tolmiea)
7. Shamrock (Oxalis)
8. Geranium
9. Terrarium, open or closed (six plants and over)
10. Dish Garden (four plants and over) should not be in a flowerpot - use a low-profile pot or dish
11. Fairy Garden
12. Any other flowering houseplant
13. Any other foliage plant not listed above

**CLASS D-1 - FLOWER EXHIBITS - grades 3 – 5**

**CLASS D-2 - FLOWER EXHIBITS - grades 6 - 8**

**CLASS D-3 - FLOWER EXHIBIT - grades 9 and up**

All flowers must be flowers grown by the exhibitor **4-H member**. Must conform to projects selected or similar program. The judge will want to look at each individual flower and see stem and foliage. For the purpose of judging at this fair, an annual will be any plant that normally lives only one season in our climate. For instance, the following plants are considered annuals: Hollyhock, Snapdragon, Marigolds, Petunia, Geranium, Pansy, Zinnia, Bachelor Buttons, Poppy, Gloriosa Daisy, Ageratum, Strawflower, Annual Phlox, Annual Babies Breath, Moss Roses, Verbena, Salvia, Bells of Ireland, Dahlia and Celosia. The following suggestions are from a judge and should be used as a guideline when displaying your exhibit. They are **NOT** regulations that must be followed.

*Remove dirt from leaves, stems, and flowers. Foliage should be left on stems if healthy along with healthy unopened buds. No foliage below water line. Clear vases show better. Uniformity of stems is important (same number of open flowers per stem). Deadhead spent flowers. Strip thorns on rose stems. Flower perfection is the highest priority for points. If displaying Cleome, do not remove extra seed pods. If displaying Petunias and Gladiolas, judges like to see one open flower, one partially open, and one bud on the stem. Labeling the flower type is a bonus when judging.*

**LOT:**

1. Flowers - scrapbook - plan for flower border (must include before & after pictures)
2. Cut flowers - perennials (6 stems only) of one kind and color of flower
3. Cut flowers - annuals (6 stems only) of one kind and color of flower
4. Flower arrangement for a dining room table (viewed from all sides, consider height when sitting at the table, can you see the person across from you?) Taller flowers in the center. Flower type is not as important as display.
5. Flower arrangement for a cupboard, hutch, etc. (viewed from 1 side), taller flowers in the back. Flower type is not as important as display.
6. Fresh flower corsage
7. Cut flower displayed in bud vase (bud vase should not dominate the flower. Can wedge flower with floral foam, flower should be in the center of the bud vase.)
8. My favorite flower - essay & scrapbook

**CLASS E-1 - HOME GROUNDS IMPROVEMENT - grades 3 - 5**

**CLASS E-2 - HOME GROUNDS IMPROVEMENT - grades 6 – 8**

**CLASS E-3 - HOME GROUNDS IMPROVEMENT - grades 9 and up**

Open to youth enrolled in the Home Grounds Project or similar program. Must conform to projects selected or similar program.

**LOT:**

1. Lawns - scrapbook which includes before and after pictures with a story on seed used, fertilizer, weed control, etc.
2. Trees and shrubs - 10 mounted specimens of shrubs and/or tree leaves, underside and top of leaf, correctly identified, common name and scientific (if possible)
3. Landscape - plans and pictures before and after improvements are made. For participants 14 years old & over only.
4. Exhibit on composting. Include pictures, photographs, or displays showing compost bins, compost material (before and after) and application of final product
5. Any other.

**CLASS F-1 - PLANT CRAFTS AND CREATIVE DESIGN - grades 3 – 5**

**CLASS F-2 - PLANT CRAFTS AND CREATIVE DESIGN - grades 6 – 8**

**CLASS F-3 - PLANT CRAFTS AND CREATIVE DESIGN - grades 9 and up**

Materials used in exhibit may be purchased. Read the instructions carefully on the requirements of DRIED or FRESH plant materials. Keep in mind that *plant crafts* mean you creatively use plant material to make the exhibit.

**LOT:**

1. Rectangular arrangements (Dried or Artificial) including horizontal, diagonal and vertical
2. Rectangular arrangements (Fresh material) including horizontal, diagonal and vertical
3. Triangular arrangements (Dried or Artificial) right or left, isosceles, scalene, equilateral
4. Triangular arrangements (Fresh material) right or left, isosceles, scalene, equilateral
5. Globe arrangements (Dried or Artificial) oval, round, crescent, "S" curve
6. Globe arrangements (Fresh material) oval, round, crescent, "S" curve
7. Corsage (Dried or artificial)
8. Dried or artificial material of any other creative design (examples: wreaths and wall hangings)
9. Live plant material of any other creative design (examples: wreaths and wall hangings)

## Department 16A – Natural Science

Caution to members and leaders about collection of plants, animals and animal parts for fair exhibits:

With few exceptions, Wisconsin protects its wild creatures. Most animals, and their products, such as feathers, eggs, nest, shells, fur or skins can only be taken from the wild by someone with the appropriate permit or license. Only "unprotected species" such as starlings, house sparrows, opossums and skunks are exempt from this protection. Because it is impossible to know the circumstances under which collection occurred, we ask you not to use wild animal parts or products in fair exhibits.

If collection or hunting of wild animals is anticipated for a fair exhibit, be sure to obtain any necessary permits from the DNR. Hunting of any game or protected species can only be done by a licensed hunter.

Be sure that your plant and insect collections do not contain any protected species. Remember you can "hunt" these protected plants and animals very effectively with a camera or sketch book!

**All posters are to be 14"x22" in size.**

**Items with (\*) will be Conference judged. Check with department superintendent for time.**

<u>Premiums:</u>	<u>1<sup>ST</sup></u>	<u>2<sup>ND</sup></u>	<u>3<sup>RD</sup></u>	<u>4<sup>TH</sup></u>
All Classes	\$2.00	\$1.80	\$1.60	\$1.20

**CLASS A-1 - BIRDS, UNIT I - grades 3 - 5**

**CLASS A-2 - BIRDS, UNIT II - grades 6 - 8**

**CLASS A-3 - BIRDS, UNIT III - grades 9 and up**

Open to all members enrolled in the Naturespace Project or similar program.

**LOT:**

1. \* Bird Feeder, including description of its intended use, types of feed and species that may use the feeder.
2. \* Bird House, including description of how and where it will be used, and species that it is designed for.
3. Poster, scrapbook or booklet about some aspect of the ecology of birds, such as migration, nesting, life habits of one species or several related species.
4. Any other.

**CLASS B-1 - BLUEBIRD TRAILS, UNIT I – grades 3 – 5**

**CLASS B-2 - BLUEBIRD TRAILS, UNIT II – grades 6 – 8**

**CLASS B-3 - BLUEBIRD TRAILS, UNIT III – grades 9 and up**

Open to all members enrolled in the Naturespace Project or similar program.

**LOT:**

1. \* Bluebird house you have made, with description of its construction and intended use.
2. Scrapbook or booklet of bluebird observations carried out during the year. You may keep track of the nesting activity of a single pair or keep a record of a bluebird trail.

**CLASS C-1 – WILDLIFE, UNIT I – grades 3-5**

**CLASS C-2 – WILDLIFE, UNIT II – grades 6 – 8**

**CLASS C-3 – WILDLIFE, UNIT III – grades 9 and up**

Open to all members enrolled in the Naturespace Project or similar program.

**LOT:**

1. Collection of 10 wild plants important to wildlife, mounted and labeled.
2. Collection of 8 berry-bearing wild shrubs, mounted and labeled.
3. \* Model of/or feeding shelter for winter birds, with explanation of type of feed to be used, types of birds to be attracted, etc. Not to exceed 24"X24".
4. Collection of seeds and fruits of 8 or more food-producing wild plant species, identified.
5. Scrapbook of 15 game birds and mammals, identified, with description of habitat.
6. Poster or scrapbook describing a feeding station or wildlife shelter you have made and results of your efforts.
7. Poster, scrapbook or booklet on animal tracks in the snow.



8. Poster or exhibit describing how animals prepare for winter.
9. \* Bat House
10. Any other.

**CLASS D-1 – FISHING, UNIT I - grades 3 – 5**

**CLASS D-2 – FISHING, UNIT II – grades 6 – 8**

**CLASS D-3 – FISHING, UNIT III – grades 9 and up**

Open to all members enrolled in the Nature space Project or similar program.

**LOT:**

1. \* Exhibit of 8 different lures with explanation of where you would use them and what fish you would catch with them (no live bait).
2. \* Exhibit of 5 assorted baits (flies, plugs or other baits) handmade by the exhibitor.
3. \* Example of two or more lures made from recycled materials.
4. Journal or diary of 5 or more fishing trips you took, describing what you saw or caught, how you caught it, etc.
5. Three-dimensional model of lake, constructed by exhibitor, showing where fish would be. (24"x24" maximum)
6. Poster on boat, water or ice safety, or first aid.
7. Poster, scrapbook or booklet about some aspect of fish ecology or conservation.
8. Any other.

**CLASS E - INSECTS I**

Open to all members enrolled in their 1st year of the Nature space Project or similar program.

**LOT:**

1. 20 common insects, mounted, named and dated (include common name & order).
2. Killing jar with description of its construction and directions for insect killing.
3. Collecting net, you have made, with description of its construction and directions for using.
4. Any other

**CLASS F - INSECTS II**

Open to members enrolled in their second year of the Nature space Project or similar program. **NOTE:** This is a continuing project, so collections from previous years may be included in current collection.

**LOT:**

1. 40 common insects, mounted, named and dated with the life cycle of one insect. Include common names & order.
2. 10 butterflies - different varieties, mounted, named and dated.
3. Collection of cocoons or chrysalises - 4 or more, mounted, named and dated.
4. Any other project related to insects.

**CLASS G - INSECTS III**

Open to members who have been enrolled for three or more years in the Naturespace Project or similar program.

**NOTE:** This is a continuing project, so insects and butterflies from the previous years may be part of the new collection.

**LOT:**

1. 60 common insects, mounted, named and dated with the life cycle of 2 and control methods of 2 (include common name & order).
2. 15 butterflies - different varieties, mounted, named and dated.
3. Collection of 4 different types of insect-damaged plants, with explanation.
4. Any other project related to insects.

**CLASS H-1 – BEES, UNIT I – grades 3 - 5** (Honey will be tasted in Lots 1 and 2 as part of the judging process)

**CLASS H-2 – BEES, UNIT II – grades 6-8**

**CLASS H-3 – BEES, UNIT III – grades 9 and up**

Open to all members enrolled in the Naturespace Project or similar program.

**LOT:**

1. \* Extracted honey, 2-pound jar, with description of procedures used to process honey.
2. \* Comb honey, three standard sections, with a wood frame. Include explanation and description of its preparation.
3. Any other

**CLASS I - FORESTRY I**

Open to all members enrolled in their first year of the Naturespace Project or similar program.

**LOT:**

1. Plant Press, with description of its construction and use.
2. Exhibit of entire leaves, winter twigs and fruit of ten (10) trees of economic importance excluding ornamental or fruit trees.

**And other project related to forestry or forestry conservation****CLASS J - FORESTRY II**

Open to members enrolled in their second year of the Naturespace Project or similar program. **NOTE:** This is a continuing project, so collections from the previous year may be used in current collection.

**LOT:**

1. Exhibit of entire leaves, winter twigs and fruit of 15 trees of economic importance excluding ornamental or fruit trees.
2. Photo series of 8 bark types - identified.
3. Poster showing the annual life history of a tree.
4. Any other.

**CLASS K - FORESTRY III**

Open to members enrolled in their third year of the Naturespace Project or similar program. **NOTE:** This is a continuing project, so collections from the previous year may be used in current collection.

**LOT:**

1. Exhibit of entire leaves, winter twigs and fruit of 20 trees of economic importance excluding ornamental or fruit trees.
2. 5 lumber mounts, labeled to name important properties and use. Wood need not be native to Wisconsin.
3. Planting Map
4. 20 tree seeds, mounted and identified.
5. Any other.

**CLASS KK - FORESTRY IV**

Open to members enrolled for four or more years in the Naturespace Project or similar program. **NOTE:** This is a continuing project, so leaves, twigs, and fruit from previous years **MAY BE** a part of the new collection.

**LOT:**

1. Exhibit of entire leaves, winter twigs and fruit of 25 important trees (not ornamental or fruit trees) used for forest products
2. Poster of a tree and a cross-section of its trunk - label and describe how a tree grows
3. Any other

**CLASS L - WILDFLOWERS AND OTHER NON-TREE PLANTS I - grade 3 - 5**

Open to members enrolled in the Naturespace Project or similar program.

**LOT:**

1. Collect, press, identify, label and mount fifteen (15) wildflowers
2. Collect a single blossom of a flower and press it. Identify and label all parts
3. Collect, press, identify and mount 5 grass-like plants
4. Any other

**CLASS M - WILDFLOWERS AND OTHER NON-TREE PLANTS II - grades 6 - 8**

Open to members enrolled in the Naturespace Project or similar program. **NOTE:** Plant collections are a continuing project and collections from a previous year may be part of the current collection.

**LOT:**

1. Collect, press, identify and mount twenty-five (25) wildflowers. Label with family and season
2. Make a chart or diagram showing the life cycle of a plant. Use pressed specimens to show each stage of development
3. Collect, press, and mount the leaves of plants, showing three leaf arrangements, three types of leaves, and three

leaf margins

4. Any other project related to wildflowers or non-tree plants

**CLASS N - WILDFLOWERS & OTHER NON-TREE PLANTS III - grades 9 and up**

Open to members enrolled in the Naturespace Project or similar program. **NOTE:** This is a continuing project, so wildflowers from previous years may be a part of the new collection.

**LOT:**

1. Collect, press, label and mount thirty-five (35) wildflowers from at least three selected habitats (marsh, bog, prairie, woods, etc.) and so identify
2. Collect and mount fifteen (15) kinds of wildflower seeds showing various adaptations to dispersal by wind, water, birds or mammals, etc.
3. Five (5) wildflower portraits (color or black and white) identified and mounted for display
4. Collect, mount, label and identify five (5) kinds of native ferns, showing where collected, when, etc.
5. Collect, mount, label and identify ten (10) specimens of either native shrubs or vines or both. State whether they are useful for wildlife food, ornamental plants, or have other values
6. Any other

**CLASS O-1 - ROCK HOUND AND PEBBLE PUP, UNIT I – grades 3 – 5**

**CLASS O-2 – ROCK HOUND AND PEBBLE PUP, UNIT II – grades 6 – 8**

**CLASS O-3 – ROCK HOUND AND PEBBLE PUP, UNIT III – grades 9 and up**

Open to members enrolled in the Rock Hound & Pebble Pup Project or similar program.

**LOT:**

1. Card of 10 different unpolished rocks collected by exhibitor, identified, with description were found
2. Card of 10 different polished rocks collected and polished by exhibitor, and description of were found
3. Jewelry item made from rocks or pebbles
4. Craft item made from rocks or pebbles
5. Any other

**CLASS P-1 – GEOLOGY, UNIT I – grades 3 – 8**

**CLASS P-2 – GEOLOGY, UNIT II – grades 6 – 8**

**CLASS P-3 – GEOLOGY, UNIT III – grades 9 and up**

Open to members enrolled in the Naturespace Project or similar program.

**LOT:**

1. An exhibit of 8 different types of rocks, with name and/or type, where found, probable origin, process of formation, etc.
2. A scrapbook or booklet of photographs and descriptions of rock and geologic formations
3. An exhibit of 3 or more different types of fossils, showing: name of the plant or animal, where it was found, the approximate geologic period in which it lived
4. Scrapbook or booklet showing Wisconsin's landforms and glacial history
5. A model of a volcano with an explanation of how it formed, the parts of a volcano, or what happens during an eruption (base not to exceed 24"X24")
6. Any other

**CLASS Q-1 – ASTRONOMY, UNIT I – grades 3 – 5**

**CLASS Q-2 – ASTRONOMY, UNIT II – grades 6 – 8**

**CLASS Q-3 – ASTRONOMY, UNIT III – grades 9 and up**

Open to members enrolled in the Naturespace Project or similar program.

**LOT:**

1. A star projector or planetarium you have made which shows at least 5 constellations and identify constellations
2. A Solar Stone you have made. Include paragraph and diagram showing how to use it
3. A cross-staff you have made. Include paragraph and diagram describing how you would use it to determine latitude
4. An astrolabe you have made. Include paragraph and diagram on its use
5. A night clock you have made. Include paragraph and diagram on its use
6. A star plotter you have made. Include paragraph and diagram on its use

7. Photographic map (photo you have taken yourself) of the sky with stars, constellations, planets, etc. identified
8. Model of the solar system
9. A telescope you have built yourself, with description of its construction and use
10. Series of photos you have taken through the year at one location. Demonstrate how the constellations change
11. Report on relationship of mythology to the stars
12. Exhibit describing how to use the stars to tell time or find direction
13. Sundial you have built, with an explanation of how it works
14. Any other

**CLASS R-1 - WEATHER UNIT, UNIT I – grades 3 – 8**

**CLASS R-2 – WEATHER UNIT, UNIT II – grades 6 – 8**

**CLASS R-3 – WEATHER UNIT, UNIT III – grades 9 and up**

Open to members enrolled in the Naturespace project or similar program.

**LOT:**

1. Homemade barometer
2. Homemade weathervane or anemometer
3. Homemade psychrometer or hygrometer
4. Homemade weather station
5. Any other

**CLASS S-1 - TAXIDERMY I - grades 3 – 5**

**CLASS S-2 - TAXIDERMY II - grades 6 - 8**

**CLASS S-3 - TAXIDERMY III - grades 9 and up**

Open to members enrolled in the Taxidermy project or similar program.

NOTE: You must have proper permits or licenses for animals collected for this project. See note at beginning of Department 16. \*Conference judged. Check with department superintendent for time.

**LOT:**

1. \* A mounted fish, bird or mammal specimen you have prepared. Identify species, and attached a written description of methods used
2. \* Antlers you have mounted. Attached a written description of methods used
3. Scrapbook, booklet or poster describing tools and procedures used in taxidermy
4. \* Any other exhibit related to taxidermy

**CLASS T-1 - SPORTSMANSHIP & SHOOTING SPORTS, UNIT 1 – grades 3 – 8**

**CLASS T-2 – SPORTSMANSHIP & SHOOTING SPORTS, UNIT II – grades 6 – 8**

**CLASS T-3 – SPORTSMANSHIP & SHOOTING SPORTS, UNIT III – grades 9 and up**

Open to members enrolled in Shooting Sports Project or similar program. Items 15, 16 and 17 will be face-to-face judged. Check with the Department Superintendent for time and location. \*Guns and bows will be provided. **DO NOT** bring your own.

**LOT:**

1. Scrapbook on gun safety, care, handling and cleaning of a gun, gun parts and their function
2. Display about game management, study of wildlife and developing a wildlife area
3. Poster showing parts of bow and arrow
4. Essay on archery (history or field trip)
5. Poster showing parts of air rifle and/or pistol
6. Essay on air rifle and/or pistol (history or field trip)
7. Poster showing parts of .22 rifle
8. Essay on .22 rifle (history or field trip)
9. Poster showing parts of shotgun
10. Essay on shotgun (history or field trip)
11. Poster showing parts of muzzle loader
12. Essay on muzzle loader (history or field trip)
13. Exhibit describing one wildlife species and their habitat
14. Exhibit of safe backstop for a target, including description of how you constructed it

15. \* Display of targets - one or more early targets and one or more later targets, explain your progress to the judge
16. \* Demonstrate safe loading and handling of bow or gun to the judge. (Air Rifle and Bows will be provided by the department superintendents)
17. \* Demonstrate and explain safe shooting positions to the judge. (Air Rifle and Bows will be provided by the department superintendents)
18. Air-Rifle target results from the Eau Claire County 4-H Shooting Sports Shooting Invitational
19. Archery target results from the Eau Claire County 4-H Shooting Sports Shooting Invitational
20. Air-Rifle silhouettes target results from the Eau Claire County 4-H Shooting Sports Shooting Invitational
21. .22 Rifle silhouettes target results from the Eau Claire County 4-H Shooting Sports Shooting Invitational
22. Air-Pistol target results from the Eau Claire County 4-H Shooting Sports Shooting Invitational
23. Any other target results from the Eau Claire County 4-H Shooting Sports Shooting Invitational
24. Wildlife Ecology results from the Eau Claire County 4-H Shooting Sports Shooting Invitational
25. \* 3–5-minute presentation on wildlife ecology or similar topic. Face to face judged
26. Any other

**Exhibits in Lots 18-23 should include a target, photo, medal, or similar material to display.**

**CLASS U-1 - OUTDOOR SILENT SPORTS, UNIT I – grades 3 – 5**

**CLASS U-2 – OUTDOOR SILENT SPORTS, UNIT II – grades 6 – 8**

**CLASS U-3 – OUTDOOR SILENT SPORTS, UNIT III – grades 9 and up**

**(canoeing, cross country skiing, kayaking, sailing, snowboards, snowshoeing, boating, etc.)**

Open to members enrolled in Outdoor Adventures Project or similar program.

**LOT:**

1. Poster or display on your sport's techniques and/or safety
2. Poster or display describing equipment needed for a sporting trip
3. Journal or scrapbook of a sporting trip you have taken
4. Poster showing parts of a canoe
5. Poster showing equipment used in your sport including labeling of parts of that equipment
6. Poster, scrapbook or booklet on selection/care of clothing needed for sport
7. Any other

**CLASS V-1 – BICYCLING, UNIT 1 – grades 3 – 5**

**CLASS V-2 – BICYCLING, UNIT II – grades 6 – 8**

**CLASS V-3 – BICYCLING, UNIT III – grades 9 and up**

Open to members enrolled in the Outdoor Adventures Project or similar program.

**LOT:**

1. Poster or display describing the benefit of bicycling for you
2. Poster, diary or display on a bike trip you have taken
3. Poster, diary or display on a week-long bike trip you have planned
4. Poster or display on basic road safety for bicycles
5. Poster or display comparing bicycling with other activities and caloric requirements
6. Poster or display on handling physical stresses on bicyclists and how to prevent and handle them
7. Poster or display on bike helmet selection
8. Any other related to bicycling

**CLASS W-1 - FAMILY CAMPING AND OUTDOOR COOKERY, UNIT I – grades 3 – 5**

**CLASS W-2 – FAMILY CAMPING AND OUTDOOR COOKERY, UNIT II – grades 6 – 8**

**CLASS W-3 – FAMILY CAMPING AND OUTDOOR COOKERY, UNIT III – grades 9 and up**

Open to members enrolled in Outdoor Adventures or similar program.

**LOT:**

1. Homemade first aid kit, including a description of its contents and their uses
2. Poster showing how to lay three different types of fires, including an explanation
3. Exhibit of a homemade piece of camping or camp cookery equipment, with description of its construction and use
4. Booklet of menus for a breakfast, lunch and dinner on a camping trip, including a list of equipment needed
5. A poster or scrapbook describing your own camping experiences

6. A poster or scrapbook of wild edible plants correctly identified, with instructions for preparation
7. A recipe book developed by the exhibitor, with 10 or more recipes for camp cookery. Include equipment and supplies needed
8. Any other

**CLASS X-1 – RECYCLING, UNIT I – grades 3 – 5**

**CLASS X-2 – RECYCLING, UNIT II – grades 6 – 8**

**CLASS X-3 – RECYCLING, UNIT III – grades 9 and up**

Open to members enrolled in Recycling or similar program.

**LOT:**

1. Refinished/repaired piece of old furniture **attach 3x5" card** describing work done. Including a photo of item before refinishing is helpful
2. Repaired small appliance, **attach 3x5" card** describing work done
3. Altered garments (instead of new) - attach a **picture of old garment or 3x5 card** describing how you altered it
4. Rug made from rags
5. Quilt made from scraps
6. Creative exhibit showing a new product (with a new use) invented from an old product, **attach 3x5 card** describing old and new uses
7. Display showing storage containers made from recycled (reusable) items
8. Labeled display of nature's recyclers (decomposers) using drawing, pictures or photographs
9. Display on recycling of products
10. Poster showing how to recycle or the importance of recycling
11. Exhibit on how an individual can reduce the number of resources (s)he uses
12. Map of your home and/or yard showing your waste reduction, recycling and composting efforts
13. Home recycling exhibit
14. Farm recycling exhibit
15. Exhibit on composting
16. Exhibit showing how recycling fits into natural cycles. For example, compare products on their biodegradability, recyclability, amount of packaging, etc.
17. Exhibit showing how to make animal bedding from scrap paper, or the pros and cons of animal bedding made from paper
18. Model landfill or incinerator (3-D) with an explanation of how it works
19. An exhibit showing environmentally smart shopping
20. Display of equipment and explanation of the process of making your own paper from old paper; include sample of paper
21. Display of terrariums, aquariums, or collection equipment (insect or other) made from recycled (reusable) item
22. Exhibit showing new products that are currently being made from recycled material - show the initial product, intermediate steps, and new product
23. Exhibit describing a recycling community service project

**CLASS Y-1 - BACKPACKING & WILDERNESS TRAILS - grades 3 - 5**

Open to members enrolled in the Outdoor Adventures Project or similar program.

**LOT:**

1. Poster with a hand drawn detailed trail map with mileage and planned stops for a day hike.
2. A written plan for a nutritionally sound menu for a group for lunch on a day hike.
3. A poster illustrating a set of written guidelines for selecting hiking shoes.
4. A simple day pack made from plans or a kit.
5. A scrapbook of activities involved with a backpacking trip or hike.
6. Any piece of handmade backpacking equipment made by the exhibitor.
7. A photo display record of a hiking or camping trip (include captions).
8. Any other display related to this project.

**CLASS Y-2 - BACKPACKING & WILDERNESS TRAILS - grades 6 - 8**

Open to members enrolled in the Outdoor Adventures Project or similar program.

**LOT:**

1. A job assignment list for all members of a group sharing an overnight trip
2. Poster based on research that shows the calories needed to sustain a person of a given weight when hiking with a pack
3. A menu plan for a hiking trip of two or more days
4. Poster showing guidelines for selecting a backpack or a sleeping bag
5. Poster illustrating how to pack a canoe so it's waterproof in a rainstorm
6. A display of camping gear items made by the exhibitor
7. A photo display record of one or more days spent on a wilderness camping trip (include captions)
8. A display describing low impact camping techniques
9. Any other

**CLASS Y-3 - BACKPACKING & WILDERNESS TRAILS - grades 9 and up**

Open to members enrolled in the Outdoor Adventures Project or similar program.

**LOT:**

1. A reflector oven made by the exhibitor
2. A journal of a wilderness camping trip you helped lead
3. A display of dehydrated camping foods and their calorie content
4. A record of a physical conditioning program completed in preparation for a specific trip
5. A display on orienteering and map reading skills
6. A display of items of camping gear the member has made
7. A display of an efficiently packed backpack
8. A display describing low impact camping techniques
9. Any other

**CLASS Z-1 - MAPLE SYRUP – grades 3 – 5 (Face to Face Judging)**

**CLASS Z-2 – MAPLE SYRUP – grades 6 – 8 (Face to Face Judging)**

**CLASS Z-3 – MAPLE SYRUP – grades 9 and up (Face to Face Judging)**

**LOT:**

1. Maple syrup, 1-pint jar, with description of how made. (Maple syrup will be tasted as part of the judging.)

## Department 17-A – Youth Development

Check Fair Schedule for judging times. REGISTER FOR JUDGING TIMES WITH ANDY Heren 715.839.4712

**PLEASE BRING YOUR PROJECTS THE DAY THERE ARE JUDGED.**

Caution to members and leaders about collection of plants, animals and animal parts for fair exhibits.

With few exceptions, Wisconsin protects its wild creatures. Most animals, and their products, such as feathers, eggs, nest, shells, fur or skins can only be taken from the wild by someone with the appropriate permit or license. Only "unprotected species" such as starlings, house sparrows, opossums and skunks are exempt from this protection. Because it is impossible to know the circumstances under which collection occurred, we ask you not to use wild animal parts or products in fair exhibits. Be sure your plant and insect collections do not contain any protected species. Remember you can "hunt" these protected plants and animals very effectively with a camera or sketch book! **All posters must be 14x22 inches!**

### Youth Development

1. To exhibit in youth must be participating in a planned program with a local club. ~~Each club may determine and adopt their own guidelines for operating the Cloverbud Program within their club.~~
2. ~~Cloverbud~~ Exhibits will be face-to-face judged. **Each exhibitor needs to sign-up before July 1 for a 10-minute time slot to meet the judge.** After July 1, a time will be assigned to those who have not signed-up. Every effort will be made to schedule all members of a family as closely together as possible. This schedule will be included in the July 4-H Cloverleaves. **Contact Andy at the Extension Office to sign up for your time.**
3. ~~Cloverbud classes A, B and C will exhibit for participation ribbons only and will not receive premium money.~~
4. All food items will be destroyed at the end of the fair.
5. **Include recipe for anything made by combining ingredients. (Example: Making slime)**
6. ~~Cloverbud~~ Exhibitors are to bring their exhibits to the judge at the designated time.
7. ~~Cloverbuds~~ Exhibitors may also enter Foods Revue (Dept. 17C), Clothing Revue (Dept. 17B), and Demonstration Contest (see Clover Leaves newsletter prior to each contest). These events occur prior to the fair.
8. **ALL posters must be 14x22 inches!**

#### CLASS AA – **YOUNGER YOUTH 1** - Limit 3 exhibits (Cloverbuds)

**Open to Kindergarteners** (school year preceding the fair) who are enrolled in the ~~Cloverbud~~ Youth Development Project.

1. Favorite Snack (made by exhibitor)
2. Drawing of "My Family"
3. Drawing of "My Neighborhood"
4. Simple arts and crafts item
5. Fruit or vegetable raised by exhibitor - should be shown on a plate, uncovered with entry tag stapled to plate. They are not to be enclosed in plastic
6. A collection (insects, rocks, etc.); should consist of at least 10 items
7. Picture of a creature you have created
8. Puppet you have made
9. Musical instrument you have made
10. Family flag or coat of arms you have created
11. Poster on feelings, i.e., magazine pictures that illustrate feelings (must be 14" x 22")
12. An exhibit that helps the environment or shows "green living"
13. Simple sewing article you have made
14. Exhibit on hatching and raising monarch butterflies
15. Any other exhibit related to project/program work

#### CLASS BA – **YOUNGER YOUTH 2** - Limit 4 exhibits. (Cloverbuds)

**Open to First Graders** (school year preceding the fair) who are enrolled in the ~~Cloverbud~~ Youth Development Project.

**LOT:**

1. Favorite Snack (made by exhibitor). Include a copy of the recipe
2. Drawing of "My Family"
3. Drawing of "My Neighborhood"
4. Simple arts and crafts item
5. Fruit or vegetable raised by exhibitor - should be shown on a plate, uncovered with entry tag stapled to plate. They are not to be enclosed in plastic
6. A collection (could be insects, rocks, stamps, etc.). Should consist of at least 10 items
7. Home Safety Poster (**14x22"**)
8. Terrarium you have made (must have cover)
9. House plant grown from a cutting
10. Four photographs you have taken, black & white or color, **mounted on a 14x22" poster board.** Date stamps MUST be turned off.
11. Plant raised from a seed - lemon, grapefruit, avocado, etc.
12. Chart showing daily care of your pet



13. Picture you have drawn showing different textures
14. Puppet you have made
15. Musical instrument you have made

16. Simple sewing article you have made
17. Bird house or bird feeder you have made
18. Display of your family tree you have made
19. Family flag or coat of arms you have created
20. Poster or demonstration showing proper hand washing techniques **(14x22")**
21. First-aid kit
22. Collage about myself
23. Item made from polar fleece
24. Poster describing a community service project you helped with **(14x22")**
25. An exhibit which helps the environment or shows "green living"
26. Exhibit on hatching and raising monarch butterflies
27. Any other exhibit or display related to project/program work

**CLASS CA – YOUNGER YOUTH 3 - Limit 5 exhibits. (Cloverbuds)**

**Open to Second Graders** (school year preceding the fair) who are enrolled in **the Cloverbud- Youth Development Project**

**LOT:**

1. Collection of ten tree leaves, mounted, identified and pressed in scrapbook
2. Scrapbook of ten birds you have seen and identified (drawing, photographs, tracings)
3. Tell with words and pictures on a poster about one animal (size, color, where it lives, what it eats, noise it makes, etc.) **(14x22")**
4. A simple art or craft article you have made (no kits or pre-cut articles allowed)
5. One plate of vegetables you have grown, (plate of 4). Example: 4 carrots or 4 beets - should be shown on a plate, uncovered with entry tag stapled to plate. They are not to be enclosed in plastic.
6. A woodworking article you have made without using power tools
7. Poster - life cycle of an insect **(14x22")**
8. Display of five mounted insects
9. Scrapbook of 10 wildflowers you have seen and identified (drawing, photographs, tracing)
10. Poster - drawing of the parts of a flower blossom - identify the flower and its parts **(14x22")**
11. Poster - drawing of life cycle of plant **(14x22")**
12. Tell with words and pictures on a poster about one bird (size, color, nesting habits, where it lives, etc.) **(14x22")**
13. Two mounted photographs that you have taken showing the beauty in nature. Tell why they are beautiful.  
Mount on 14x22" poster board. Date stamps MUST be turned off.
14. Oatmeal drop cookies (3) not using a mix. Must be on a small paper plate, in a plastic bag, include a copy of the recipe.
15. Brownies (3) using a mix, unfrosted, no nuts. Must be on a plate, in a plastic bag, include a copy of the recipe.
16. Brownies (3) not using a mix, unfrosted, no nuts. Must be on a plate, in a plastic bag, include a copy of the recipe.
17. Simple sewing article you have made
18. Electro-magnet
19. Any article of creative design made from wood
20. Puzzle made from wood
21. Chart showing your exercise schedule for a week
22. Poster showing bicycle safety **(14x22")**
23. Poster showing electrical safety **(14x22")**
24. Bird house or bird feeder you have made
25. Poster describing the water cycle **(14x22")**
26. Recycled article you have made
27. Family flag or coat of arms you have created
28. Poster or demonstration showing proper hand washing techniques **(14x22")**
29. Poster or demonstration showing proper teeth brushing techniques **(14x22")**
30. First-aid kit
31. Model of the Food Guide Pyramid; poster on food package labels
32. Poster or demonstration showing proper grooming and personal hygiene **(14x22")**
33. Item made from polar fleece
34. Poster describing a community service project you helped with **(14x22")**
35. An exhibit that helps the environment or show "green living"
36. Exhibit on hatching and raising monarch butterflies

37. Any other exhibit or display related to project/program work - NO BIRD NEST

## YOUNGER YOUTH II (EXPLORING)

**PLEASE BRING YOUR PROJECTS THE DAY THERE ARE JUDGED.**

**CLASS DA – EXPLORING** - Limit 5 exhibits.

Exploring members may exhibit five entries from the following premium numbers. All exhibits must have been started or made after September 1 of the current 4-H year. Explorers may also enter Foods Revue (Dept. 17C), Clothing Revue (Dept. 17B) and Demonstration Contest (see *Clover Leaves* newsletter prior to each contest). These events occur prior to the fair.

### **Face-To-Face Judging**

- Exploring exhibits will be face-to-face judged.
- Each exhibitor needs to sign-up before July 1 for a 10-minute time slot to meet with a judge on Thursday of the Fair. Contact Andy at the Extension Office to sign up for your time. Every effort will be made to schedule all members of a family as closely together as possible. This schedule will be included in the July 4-H Clover Leaves newsletter listing the date and time exhibitors are expected to bring their exhibits and be present for judging.

Face-to-face judging is designed to be a learning experience for the exhibitor and an opportunity for the judge to learn about the exhibitor's knowledge and involvement in the project. Exhibitors are to bring their exhibits to the judge at the designated time. The exhibitor and the judge discuss the exhibit and the judge questions the exhibitor about how the exhibit was made, help received and how it could be improved.

**ALL posters must be 14x22 inches!**

**PREMIUM:** Standard premium of \$1.00 will be given to participants

### **LOT:**

1. Collection of ten tree leaves, mounted, identified and pressed in scrapbook
2. Scrapbook of ten birds you have seen and identified (drawing, photographs, tracings)
3. Tell with words and pictures on a poster about one animal (size, color, where it lives, what it eats, noise it makes, etc.) **(14x22")**
4. A simple art or craft article you have made (no kits or pre-cut articles allowed)
5. One plate of vegetables you have grown, (plate of 4). Example: 4 carrots or 4 beets - should be shown on a plate, uncovered with entry tag stapled to plate. They are not to be enclosed in plastic.
6. Home Safety Poster **(14x22")**
7. A woodworking article you have made without using power tools
8. Poster - life cycle of an insect **(14x22")**
9. Display of five mounted insects
10. Collection of 10 wildflowers - mounted, identified and pressed in scrapbook
11. Poster - drawing of the parts of a flower blossom - identify the flower and its parts **(14x22")**
12. Poster - drawing of life cycle of plant **(14x22")**
13. Terrarium you have made (must have cover)
14. Foliage house plant you have grown from a cutting
15. Flowering house plant you have grown from a cutting
16. Tell with words and pictures on a poster about one bird (size, color, nesting habits, where it lives, etc.) **(14x22")**
17. Two mounted photographs you have taken showing the beauty in nature, mounted on **14x22"** poster board. Date stamps **MUST** be turned off.
18. Four photographs you have taken, black & white or color, mounted on **14x22"** poster board
19. Oatmeal drop cookies (3) not using a mix. Must be on a small paper plate, in plastic bag
20. Brownies (3) using a mix, unfrosted, no nuts. Must be on plate, in plastic bag,
21. Brownies (3) not using a mix, unfrosted, no nuts. Must be on a plate, in a plastic bag
22. Simple sewing article you have made
23. Electro-magnet
24. Any article of creative design made from wood
25. Puzzle made from wood

26. Plant raised from a seed - lemon, grapefruit, avocado, etc.
27. Model made from a kit
28. Model - not made from kit
29. Ceramic article
30. Creative stitchery article
31. Candle you have made
32. Diary, scrapbook or display describing daily care of a pet or other animal
33. Picture or story you have created using a computer
34. Display about how computers work or how to care for computers and computer equipment
35. Quilt square or simple quilt you have made
36. Simple toy you have made
37. A toy, tool or an item of furniture repaired by exhibitor
38. Tote bag or small grocery bag you have made from old clothing or material
39. Simple clothing garment you have repaired or altered
40. Terrarium made from a recycled bottle or jar
41. Brochure on myself, "this is me" (page 34 of Discovering Myself Health Project Literature)
42. Collage on myself (pg. 39 of Discovering Myself Health Project Literature)
43. Flowerpot made from newspapers (from *Explore!* activities packet)
44. Poster describing a community service project you helped with (**14x22"**)
45. Item made from polar fleece
46. Something you have made to donate to a charity
47. A poster about Foods & Nutrition (**14x22"**)
48. An exhibit that helps the environment or show "green living"
49. Exhibit on hatching and raising monarch butterflies
50. Any other exhibit made in your Exploring project

## Department 17-B - Clothing Revue

The Clothing Revue will be held before the Fair. Entry information will be in the 4-H newsletter. Participants entering in Cloverbuds Class AB will receive standard premium of \$.80. Participants entering in Exploring Class BB will receive standard premium of \$1.00. **Please write your pre-fair entries on your fair entry form so you can receive premium!**

1. Entries due as specified in 4-H newsletter (*Clover Leaves*) or other correspondence.
2. Every member in Eau Claire County enrolled in the Cloverbud or Exploring project or similar program is encouraged to enter the Clothing Revue.
3. The garment should have been made this project year by the member modeling it.
4. Entries will be judged on (a) suitability of garment to individual: color, design, fit; (b) general appearance - fiber content, neatness; (c) construction as it affects general appearance; (d) suitability of accessories. Exhibits will be placed according to the merit of the exhibit as determined by the judge, not the Danish system. The judge will ask questions about how the garment was made.
5. An individual is allowed **THREE ENTRIES ONLY** in the Clothing Revue.
6. Garments **MUST** also be brought to the Fair for display.
7. Only Blue-ribbon garments are eligible for champion ribbons.

### CLASS AB - CLOVERBUDS LOT:

- |   |  |
|---|--|
| 1. Elastic waist skirt                  | 5. Embellished purchased T-shirt                 |
| 2. Sewn accessory (headband, bag, etc.) | 6. Purchased garment-sportswear or casual outfit |
| 3. Shorts                               | 7. Purchased garment-dressy outfit               |
| 4. Top                                  | 8. Simple shorts or pants for sleeping           |

### CLASS BB - EXPLORING LOT:

- |                                    |  |
|------------------------------------|--|
| 1. Elastic waist skirt             | 6. Embellished purchased T-shirt                 |
| 2. Sewn accessory (bag, hat, etc.) | 7. Purchased garment-sportswear or casual outfit |
| 3. Shorts                          | 8. Purchased garment-dressy outfit               |
| 4. Top                             | 9. Simple shorts or pants for sleeping           |
| 5. Jumper, dress or jumpsuit       |  |

## Department 17-C - Foods Revue

<b>Premiums:</b>	<b>1<sup>ST</sup></b>	<b>2<sup>ND</sup></b>	<b>3<sup>RD</sup></b>	<b>4<sup>TH</sup></b>
<i>Class AC-K &amp; AC-1 ribbon only</i>				
Class AC-2	\$.80	\$.80	\$.80	\$.80
Class BC only	\$1.20	\$1.20	\$1.20	\$1.20

Limit 1 entry.

The Foods Revue is typically held in April. Open to members enrolled in Cloverbud or Exploring project or similar program. Parents will not be allowed to provide any assistance in setting up the exhibit. Prepared speeches are not appropriate for Foods Revue. Members will be expected to answer the judge's questions. A copy of your recipe must be enclosed with your registration, except for Cloverbuds. Use the standard form in the newsletter and check for accuracy. Late or incomplete entries will not be accepted. **Please write your pre-fair entries on your fair entry form so you can receive premium!**

### **CLASS AC-K - CLOVERBUDS – Kindergarten**

#### **CLASS AC-1 - CLOVERBUDS - 1 Grade**

#### **CLASS AC-2 - CLOVERBUDS - 2 Grade**

Bring a simple food that you have made by yourself. Exhibitor should be prepared to talk to the judge about how food was prepared. Exhibitor should display food on plate with placemat or cloth and napkin and, if needed, silverware to eat the food prepared. No centerpiece and no recipe required.

#### **LOT:**

1. Simple Food

### **CLASS BC - EXPLORING - Open to members enrolled in Exploring Project**

Exhibitor should be prepared to talk to the judge about how food was prepared and what food group(s) the food is in. Exhibitor should display food on plate with placemat or cloth and napkin, and silverware to eat the food prepared, if needed. No centerpiece required.

#### **LOT:**

1. Simple bar cookie (3)
2. Microwave snack
3. Simple cold lunch item
4. Simple breakfast item
5. Experiment

## Department 18-A - Cultural Arts

All classes open to those members enrolled in Cultural Arts or similar program. Kits may only be used where specified. All posters are to be 14x22" in size. You must follow specific instructions listed for each class. Failure to follow these directions will result in **NO PREMIUMS PAID WHEN PLACING**.

**FOR ALL CLASSES: Attach a 3x5" card to all exhibits explaining why you chose to do this project and how you made it. This is to help the judge to know what your project is about and the work you put into it. Since this department is not conference judged, this is your chance to talk about it and explain it to the judge. On your card tell (1) Techniques used, (2) Why you chose this project, and (3) Explain how you made it.**

<u>Premiums:</u>	<u>1<sup>ST</sup></u>	<u>2<sup>ND</sup></u>	<u>3<sup>RD</sup></u>	<u>4<sup>TH</sup></u>
All Classes	\$1.60	\$1.40	\$1.20	\$1.00

Limit 5 entries in each class.

**CLASS AA-1 - PAINTING AND DRAWING - grades 3-5**

**CLASS AA-2 - PAINTING AND DRAWING - grades 6-8**

**CLASS AA-3 - PAINTING AND DRAWING - grades 9 and up**

**ENTRIES MUST BE MOUNTED or in a frame.** Paintings done on canvas do not need to be framed or mounted. Please date and place your name on your art piece in the bottom right corner or on back of artwork. No Paint-by-Number.

All entries need to be original artwork. **Attach a 3x5" card to all exhibits explaining (1) Techniques used, (2) Why you chose this project, and (3) Explain how you made it.** (see beginning of department description)

**LOT:**

1. Pencil Drawing-Abstract
2. Pencil Drawing – Scenery
3. Pencil Drawing – People/Animals
4. Pencil Drawing – Still Life
5. Pencil Drawing – Words/Sayings
6. Acrylic – Abstract
7. Acrylic – Scenery
8. Acrylic-People/Animals
9. Acrylic-Still Life
10. Acrylic-Words/Sayings
11. Combination (2 or more mediums)-Abstract
12. Combination (2 or more mediums)-Scenery
13. Combination (2 or more mediums)-People/Animals
14. Combination (2 or more mediums)-Still Life
15. Combination (2 or more mediums)-Words/Sayings
16. Colored Pencil (Lead only) Drawing
17. Charcoal Drawing
18. Pen/Ink Drawing
19. Felt Tip/Permanent Marker Drawing
20. Oil Painting
21. Watercolor painting
22. Drawing using Pastels
23. Tempura
24. Cartoon Drawing/Painting
25. Computer Art
26. Mixed Media (e.g., paint & fabric/buttons)
27. Sketch Book (5 or more sketches)
28. Any other (attach 3x5 card explaining why)

**CLASS BA-1 - BASKETRY - grades 3 - 5**

**CLASS BA-2 - BASKETRY - grades 6 - 8**

**CLASS BA-3 - BASKETRY - grades 9 and up**

Reed, yarn, jute, twine, clothesline, etc. **Attach a 3x5" card to all exhibits explaining (1) Techniques used, (2) Why you chose this project, and (3) Explain how you made it.** (see beginning of department description)

**LOT:**

1. Twin
2. Coiled
3. Plaited
4. Any other - doesn't fit into any other category; explain on a 3x5" card.

**CLASS CA-1 - CANDLEMAKING - grades 3 - 5**

**CLASS CA-2 - CANDLEMAKING - grades 6 - 8**

**CLASS CA-3 - CANDLEMAKING - grades 9 and up**

Inches refer to height or width, whichever is greater. **NO LIQUID CANDLES ALLOWED! Attach a 3x5" card to all**



**exhibits explaining (1) Techniques used, (2) Why you chose this project, and (3) Explain how you made it. (see beginning of department description)**

In your description state if your candle is for a decoration only or if it can be burned (this is a safety issue).

**LOT:**

- |  |  |
|--|--|
| 1. Sand candle.                        | 9. Beeswax molded candle, 6" & over  |
| 2. Molded candle, less than 6"         | 10. Any other beeswax candles  |
| 3. Molded candle, 6" & over            | 11. Gel candle   |
| 4. Ice candle                          | 12. Wax beads  |
| 5. Whipped candle                      | 13. Any other (attach 3x5 card explaining <i>WHY ANY OTHER</i> )                                       |
| 6. Hurricane (dropped) candle          | 14. Combination – 2 or more types of wax used (attach 3x5 card explaining techniques and types of wax) |
| 7. Beeswax sand candle                 | 15. Dipped Candle  |
| 8. Beeswax molded candle, less than 6" |  |

**CLASS DA-1 - CERAMICS - grades 3 - 5**

**CLASS DA-2 - CERAMICS - grades 6 - 8**

**CLASS DA-3 - CERAMICS - grades 9 and up**

Ceramics is a project that is pre-formed. It is created from liquid clay poured into a mold, removed from the mold and then dried. The project is then completed by the exhibitor. (NOTE: Pottery is hand-formed and is Class PA). ALL WORK MUST BE DONE BY THE EXHIBITOR AND DATED ON THE BOTTOM BEFORE FIRING. All

**ceramics must be kiln fired. No elaborate decorative material should be added to exhibits, just "project finishers." ALL lot numbers with the exception of glazed, porcelain and mother of pearl pieces (lots 1-3, 10, and 14-16) may include rub-ons. NO rub-ons for lots 1-3, 10 and 14-16. Inches refer to height or width, whichever is greater. Attach a 3x5" card to all exhibits explaining (1) Techniques used, (2) Why you chose this project, and (3) Explain how you made it. (see beginning of department description)**

**LOT:**

1. Small glazed project - 6 inches tall & under
2. Medium glazed project - 6 to 12 inches tall
3. Large glazed project - 12 inches tall & over
4. Small project, stained only - 6 inches tall & under
5. Medium project, stained only - 6 to 12 inches tall
6. Large project, stained only - 12 inches tall & over
7. Stained and Antiqued project - 6 inches tall & under
8. Stained and Antiqued project - 6 to 12 inches tall
9. Stained and Antiqued project - 12 inches tall & over
10. Porcelain piece, finished - any size
11. Air Brush - 6 inches tall & under
12. Air Brush - 6 to 12 inches tall
13. Air Brush - 12 inches tall & over
14. Mother of Pearl, Gold or Silver fired - 6 inches tall & under
15. Mother of Pearl, Gold or Silver fired - 6 to 12 inches tall
16. Mother of Pearl, Gold or Silver fired - 12 inches tall & over
17. Dry-Brushed - 6 inches tall & under
18. Dry-Brushed - 6 to 12 inches tall
19. Dry-Brushed - 12 inches tall & over
20. Antiqued and Dry-Brushed - 6 inches tall & under
21. Antiqued and Dry-Brushed - 6 to 12 inches tall
22. Antiqued and Dry-Brushed - 12 inches tall & over
23. Wet-brushed project, 6 inches tall and under
24. Wet-brushed project, 6-12 inches tall
25. Wet-brushed project, 12 inches tall and over
26. Small Combination - 2 or more totally different procedures (for example, airbrush & glaze, stain & glaze, wax resist & stained) - 6 inches tall & under
27. Medium Combination - 2 or more totally different procedures - 6 to 12 inches tall
28. Large Combination - 2 or more totally different procedures - 12 inches tall & over

**CLASS EA-1 - DECOUPAGE - grades 3 – 5**

**CLASS EA-2 - DECOUPAGE - grades 6 - 8**

**CLASS EA-3 - DECOUPAGE – grades 9 & up**

**Attach a 3x5" card to all exhibits explaining (1) Techniques used, (2) Why you chose this project, and (3) Explain how you made it. (see beginning of department description)**

**LOT:**

- |                     |                                       |
|---------------------|---------------------------------------|
| 1. Plaque – wood    | 3. Box                                |
| 2. Plaque - plaster | 4. Any other article not listed above |

**CLASS FA-1 - FABRIC PAINTING - grades 3 - 5**

**CLASS FA-2 - FABRIC PAINTING - grades 6 - 8**

**CLASS FA-3 - FABRIC PAINTING - grades 9 and up**

**Attach a 3x5" card to all exhibits explaining (1) Techniques used, (2) Why you chose this project, and (3) Explain how you made it. (see beginning of department description)**

**LOT:**

- |               |                         |  |
|---------------|-------------------------|--|
| 1. T-shirt    | 4. Tennis shoes         | 7. Any other article of clothing painted |
| 2. Sweatshirt | 5. Tie-Dyed clothing    |  |
| 3. Scarf      | 6. Tie-Dyed – Any Other |  |

**CLASS GA-1 – CUTTING/PASTING/FOLDING - grades 3 - 5**

**CLASS GA-2 - CUTTING/PASTING/FOLDING - grades 6 - 8**

**CLASS GA-3 - CUTTING/PASTING/FOLDING - grades 9 and up**

**Attach a 3x5" card to all exhibits explaining (1) Techniques used, (2) Why you chose this project, and (3) Explain how you made it. (see beginning of department description)**

**LOT:**

1. Tissue paper painting
2. Pop-up card
3. Pop-up book
4. Handmade book (accordion-folded, stitched)
5. Cut paper designs (fans, paper chains, flowers, lanterns, luminaries, origami, paper hats, silhouettes, snowflakes)
6. Poster of different kinds of scissors
7. Poster on types of glue
8. Poster of different paper cutting techniques
9. Collage - Photographs
10. Collage - Magazine pictures
11. Collage - Mixed media
12. Origami

**CLASS HA-1 - STAMPING OR EMBOSSING - grades 3 - 5**

**CLASS HA-2 - STAMPING OR EMBOSSING - grades 6 - 8**

**CLASS HA-3 - STAMPING OR EMBOSSING - grades 9 and up**

**Article which is stamped or embossed on may be purchased. Attach a 3x5" card to all exhibits explaining (1) Techniques used, (2) Why you chose this project, and (3) Explain how you made it. (see beginning of department description)**

**LOT:**

1. Stationery (at least 10 sheets in a box - envelopes not needed) – embossed using rubber stamp and/or brass stencil
2. Stationery (at least 10 sheets in a box - envelopes not needed) – stamped using rubber stamp and/or brass stencil
3. Set of 4 placemats with 4 napkins
4. Scarf
5. Cards (10) - same design – embossed using rubber stamp and/or brass stencil

6. Cards (10) - same design - stamped using rubber stamp and/or brass stencil
7. Cards (10) - each a different design - embossed using a rubber stamp and/or brass stencil
8. Cards (10) - each a different design – stamped using rubber stamp and/or brass stencil
9. Handkerchief
10. Article of clothing with stamped design
11. Hand stamped fabric (at least ½ yard with design on all of it.)
12. Tablecloth with 4 napkins
13. Stamped lettering and design on containers for collecting recyclables.
14. Any other – embossed (NOT card or stationery)
15. Any other – stamped (NOT card or stationery)

**CLASS JA-1 - JEWELRY MAKING - grades 3 - 5**

**CLASS JA-2 - JEWELRY MAKING - grades 6 - 8**

**CLASS JA-3 - JEWELRY MAKING - grades 9 and up**

All jewelry should be placed in a small plastic bag or mount on cardboard.

**Attach a 3x5" card to all exhibits explaining (1) Techniques used, (2) Why you chose this project, and (3) Explain how you made it. (see beginning of department description) Also explain the time, materials, and method for making the jewelry.**

**LOT:**

- |             |  |
|-------------|--|
| 1. Necklace | 5. Pin/Brooch  |
| 2. Earrings | 6. Collection (3 or more items, ex. - necklace, bracelet, earrings) mounted as set |
| 3. Bracelet | 7. Macramé Jewelry   |
| 4. Ring     | 8. Any other   |

**CLASS KA-1 - LEATHER - grades 3 – 5**

**CLASS KA-2 - LEATHER - grades 6 - 8**

**CLASS KA-3 - LEATHER - grades 9 and up Attach a 3x5" card to all exhibits explaining (1) Techniques used, (2) Why you chose this project, and (3) Explain how you made it. (see beginning of department description)**

**LOT:**

1. Article from a kit.
2. Handmade article.
3. Homemade leatherworking tools (4 or more). Bring sample of work done with tools.
4. Belt made from a kit (belt buckles not required).
5. Coin purse
6. Any other

**CLASS LA-1 - LATCH HOOKING - grades 3 - 5**

**CLASS LA-2 - LATCH HOOKING - grades 6 - 8**

**CLASS LA-3 - LATCH HOOKING - grades 9 and up**

All latch hook must be a **finished** project. Wall hangings **MUST BE READY TO HANG.**

**Attach a 3x5" card to all exhibits explaining (1) Techniques used, (2) Why you chose this project, and (3) Explain how you made it. (see beginning of department description)**

**LOT:**

1. Wall hanging made from a kit.
2. Wall hanging made from an original design.
3. Pillow made from a kit.
4. Pillow made from an original design.
5. Rug made from a kit.
6. Rug made from an original design.
7. Any other made from a kit.
8. Any other made from an original design.

**CLASS MA-1 - OTHER NEEDLEWORK - grades 3 - 5**

**CLASS MA-2 – OTHER NEEDLEWORK - grades 6 - 8**

**CLASS MA-3 - OTHER NEEDLEWORK - grades 9 and up**

**Exhibits must be made using candle wicking, crewel, punch embroidery, embroidery, Cross-stitch, needlepoint-canvas or weaving. Attach a 3x5" card to all exhibits explaining (1) Techniques used, (2) Why you chose this project, and (3) Explain how you made it. (see beginning of department description)**

**LOT:**

1. Wall hanging made from an original design
2. Wall hanging, not an original design
3. Pillow made from an original design
4. Pillow, not an original design
5. Rug made from an original design
6. Rug, not an original design
7. Runner or dresser scarf
7. Applique made from an original design
8. Applique, not an original design
9. Any other made from an original design
10. Any other, not an original design
11. Pillowcases (1 pair)
12. Dish towels (2)

**CLASS PA-1 - POTTERY - grades 3 - 5**

**CLASS PA-2 - POTTERY - grades 6 - 8**

**CLASS PA-3 - POTTERY - grades 9 and up**

**Pottery is hand-formed. All work must be done by exhibitor and dated on bottom. Attach a 3x5" card to all exhibits explaining (1) Techniques used, (2) Why you chose this project, and (3) Explain how you made it. (see beginning of department description)**

(NOTE: Ceramics, which is not pottery, is a project that is pre-formed/created from a liquid clay poured into a mold, removed from the mold and then dried and then completed by the exhibitor, and belongs in Class DA)

**LOT:**

1. Hand built form - pinch method
2. Hand built form - coil method
3. Hand built form - slab method
4. Potter's wheel method
5. Hand built form, a combination of pinch, coil, slab or any other
6. Any other school made project - any size
7. Any other

**CLASS RA-1 - SCRAPBOOKING- grades 3 - 5**

**CLASS RA-2 - SCRAPBOOKING- grades 6 - 8**

**CLASS RA-3 - SCRAPBOOKING - grades 9 and up**

A scrapbook page is 2 pages when laying open to complete the display of an event.

**Attach a 3x5" card to all exhibits explaining (1) Techniques used, (2) Why you chose this project, and (3) Explain how you made it. (see beginning of department description)**

**LOT:**

1. Scrapbook page - Holiday
2. Scrapbook page - Wedding/Formal Dance
3. Scrapbook page - Vacation
4. Scrapbook page - School
5. Scrapbook page - Sports
6. Scrapbook page - Friends
7. Scrapbook pages - NO PHOTOS
8. Scrapbook - any other not listed. Explain on a 3x5 card why you think it is any other.
9. Completed scrapbook - Trip/Special Occasions
10. Completed scrapbook - Personal Life

**CLASS SA-1 - SCULPTURE - grades 3 -5**

**CLASS SA-2 - SCULPTURE - grades 6 - 8**

**CLASS SA-3 - SCULPTURE - grades 9 and up**

**Attach a 3x5" card to all exhibits explaining (1) Techniques used, (2) Why you chose this project, and (3) Explain how you made it. (see beginning of department description)**

**LOT:**

1. Wire or metal
2. Wood
3. Sand
4. Clay
5. Styrofoam
6. Any other (multiple materials, for example: wood and wire)

**CLASS WA-1 – WOOD BURNING - grades 3 - 5**

**CLASS WA-2 – WOOD BURNING - grades 6 - 8**

**CLASS WA-3 – WOOD BURNING - grades 9 and up**

**Attach a 3x5" card to all exhibits explaining (1) Techniques used, (2) Why you chose this project, and (3) Explain how you made it. (see beginning of department description)**

**LOT:**

1. Article made from a kit
2. Wall plaque
3. Useful article you have decorated by wood burning
4. Leather article you have decorated by wood burning
5. A sign
6. **Poster (14x22")** describing wood burning equipment
7. **Poster (14x22")** describing wood burning techniques
8. Any other

**CLASS XA-1 – WOOL FELTING - grades 3 - 5**

**CLASS XA-2 – WOOL FELTING - grades 6 - 8**

**CLASS XA-3 – WOOL FELTING - grades 9 and up**

**Attach a 3x5" card to all exhibits explaining (1) Techniques used, (2) Why you chose this project, and (3) Explain how you made it. (see beginning of department description)**

**LOT:**

1. Article made from a kit
2. Wall plaque
3. Useful article you have decorated
4. Any other

**CLASS YA-1 - CREATIVE WORK - grades 3 - 5**

**CLASS YA-2 - CREATIVE WORK - grades 6 - 8**

**CLASS YA-3 - CREATIVE WORK - grades 9 and up**

**Attach a 3x5" card to all exhibits explaining (1) Techniques used, (2) Why you chose this project, and (3) Explain how you made it. (see beginning of department description)**

All Tie blankets and pillows should be entered under Home Furnishings, NOT Creative Work.

If your exhibit is entered here, and it could have been entered in another class, this will result in loss of premium.

Your entry will be moved to the correct class and judged for ribbon only.

Your entry must fall under one of the following categories:

**LOT:**

1. Macramé – any article but jewelry (enter jewelry in Class J, Lot 7)
2. String art, original
3. Block printing (blocks must be created by the exhibitor and shown with article)
4. Embroidery (liquid)
5. Metal enameling

6. Melted crayon art
7. Mosaic made from seeds, glass, paper, etc.
8. Mobile
9. Stained glass article
10. Metal etching
11. Papier Mache object
12. Friendship stick
13. Glass etching
14. Needlepoint plastic – 4” and under
15. Needlepoint plastic – over 4”
16. Hand Stenciled item using a Homemade Stencil (attach stencil to project in plastic bag)
17. Hand Stenciled item using a purchased stencil (attach stencil to project in plastic bag)
18. Picture transferred to wood
19. Article made by metal tooling
20. Painted object other than a picture
21. Creative article made with fiber
22. Holiday decorations or tree ornaments made from recycled (reusable) materials
23. Multi-media creation using recycled (reusable) materials
24. Creative use of old holiday cards
25. Tin punching using recycled (reusable) materials
26. Soap Carving – animal or human figure (place in a box or plastic bag)
27. Soap Carving – any other (place in a box or plastic bag)
28. Soap Carving – Using soap and another material (place in a box or plastic bag)
29. Button Art
30. Quilling
31. Welded Art

## DEPARTMENT 18-B - CULTURAL ARTS

You must follow specific instructions listed for each class. **Failure to follow these directions will result in loss of premium. All posters are to be 14x22" in size.** In this department, exhibitors need to be present for face-to-face judging on **TUESDAY ONLY** if the lot number is preceded by an asterisk. **Check Sign-up Genius on the Eau Claire Fair website for conference judging times.**

Face-to-Face judged lots may be group projects. All contributors must attend the judging together, and each must have their own entry tag.

Premiums	<u>1<sup>ST</sup></u>	<u>2<sup>ND</sup></u>	<u>3<sup>RD</sup></u>	<u>4<sup>TH</sup></u>
All Classes	\$1.60	\$1.40	\$1.20	\$1.00

Limit 5 entries in each class

**CLASS AB-1 - CLOWN - grades 3 - 5**

**CLASS AB-2 - CLOWN - grades 6 - 8**

**CLASS AB-3 - CLOWN - grades 9 and up**

Open to members enrolled in Clown project or a similar program.

### LOT:

1. After checking in at the Fair Office, exhibitor is to spend at least 20 minutes going around the Fairgrounds dressed as a clown, mixing with the people to promote 4-H. Uniform premiums of \$1.60 will be awarded to each participant. Alternate occasions to put in the time required for a Clowning exhibit may be approved only by the Clowning Key Leader **or 4-H Program Coordinator-Fair Coordinator**, and you must list clowning LOT 1 on your entry form.
2. \*Demonstrate balloon sculpting by creating two animals/objects.
3. \*Demonstrate how to apply clown make-up for a white-faced, auguste, or hobo clown.
4. \*Individually, or in a small group, perform a clown skit.
5. Booklet detailing at least 2 of your clown appearances. Include both narrative and photos.
6. Booklet explaining something you have learned about the clown project, i.e., costuming, props, etc.
7. A clown skit you have written.
8. \*Demonstrate face painting by applying two face painting designs to a model.
9. Homemade juggling apparatus.
10. Homemade clown prop (i.e., joke props, fake squirting flower, etc. with explanation of use).
11. Any other exhibit related to clowning.

\* Face-to-Face Judged on Friday.

**Check Fair Schedule for judging times, REGISTER FOR JUDGING ON SIGN-UP GENIUS on the Eau Claire County Fair website.**

**CLASS BB-1 - DRAMA - grades 3 - 5**

**CLASS BB-2 - DRAMA - grades 6 - 8**

**CLASS BB-3 - DRAMA - grades 9 and up**

Open to members enrolled in Theater Arts project or similar program.

### LOT:

1. Script of an original play written by exhibitor
2. Exhibit relating to producing or directing a play
3. Any original skit or pantomime written by the exhibitor
4. Costume created by the exhibitor
5. Write a short story on some aspect of theater (staging, costumes, make-up, lighting, literature of the theater, history of the theater, etc.)
6. A series of photographs or slides showing what you have done in the project
7. A written review of a professional theater production

8. A review of 10 one-act plays, compiled by the member, which would make good 4-H plays
9. Design a set for a play
10. Any other.

**Check Fair Schedule for judging times, REGISTER FOR JUDGING ON SIGN-UP GENIUS on the Eau Claire County Fair website.**

**CLASS CB-1 - HISTORY & HERITAGE - grades 3 -5**

**CLASS CB-2 - HISTORY & HERITAGE - grades 6 - 8**

**CLASS CB-3 - HISTORY & HERITAGE - grades 9 and up**

Open to members enrolled in History & Heritage Project or similar program.

**LOT:**

1. \*Scrapbook showing activities done in History & Heritage Project.
2. Poster (**14"x22"**) depicting some phase of your History & Heritage Project.
3. Script or audio or video of an interview you conducted.
4. History of or report on the history of your town.
5. Written history of your family (may be illustrated).
6. \*Visual presentation you have made of your Family Tree.
7. An historical object you have found with a story you have written about its significance or history.
8. Object or product you have made using a "lost art" (such as whittling, spinning, carving).
9. \*Display of work you have done on or for a historic landmark.
10. Any other.

**Check Fair Schedule for judging times, REGISTER FOR JUDGING ON SIGN-UP GENIUS on the Eau Claire County Fair website.**

**CLASS DB-1 - MUSIC - grades 3 - 5**

**CLASS DB-2 - MUSIC - grades 6 - 8**

**CLASS DB-3 - MUSIC - grades 9 and up**

Open to members enrolled in the Music project or a similar program. Recordings can be on a CD or flash drive.

**Audio files are required to be in mp3 format. You must bring sheet music with you.**

**LOT:**

1. Scrapbook study on composer and their work.
2. Scrapbook study on a type of music (country, pop, etc.).
3. Scrapbook study on types of instruments (15 labeled with description of use).
4. \*Musical instrument made by exhibitor.
5. \*Original composition by exhibitor, not to be performed.
6. \*A recording of an original composition written and performed by exhibitor.
7. Scrapbook showing activities in music project.
8. \*A recording of your voice - 1 song.
9. \*A recording of a duet (vocal or instrumental) - 1 song - exhibitor and one other person, planned and directed by exhibitor.
10. \*A recording of you playing your instrument - 1 song.
11. Write a lyric to existing music.
12. A poster (**14x22"**) featuring some aspect of music.
13. \*A song written in a new key (present original and new version).
14. Any other.

**Check Fair Schedule for judging times, REGISTER FOR JUDGING ON SIGN-UP GENIUS on the Eau Claire County Fair website.**



**CLASS EB-1 - PUPPETS - grades 3 - 5**

**CLASS EB-2 - PUPPETS - grades 6 - 8**

**CLASS EB-3 - PUPPETS - grades 9 and up**

Open to members enrolled in Theatre Arts Project or similar program.

**LOT:**

1. Hand Puppet
2. Finger Puppet
3. Puppet made from recycled material
  - \* Face to face judged, check Fair Schedule.
4. Marionette
5. \*Demonstration of your puppetry skills
6. \*Any other

## Department 20-A-Photography

### Check Fair Schedule for Judging Times

1. All photographs must be the result of the exhibitor's project work from the previous year's fair up to the current year's fair.
2. Exhibitors may enter only ONE entry per lot number. Each exhibitor should select ONE class in which to exhibit between AA, BA, and CA. Read selections carefully as the class descriptions have changed. All exhibitors may enter class EA.
3. **EACH EXHIBITOR MAY ENTER A TOTAL OF 5 EXHIBITS IN CLASSES AA, BA, CA**
4. Individual photographs may be entered only once per lot and class. A photo entered in Class 20A may not be re-entered in class EA, FA, or GA.
5. Photos will be judged on the basis of technical quality and composition. Storytelling ability will be judged in appropriate classes, i.e., before/after.
6. All entries **MUST** be mounted on white poster board (No foam board), **11"X14" for class BA and CA: 5"X7" for class AA. NO** captions (unless specified), matting, corner tabs, stickers, borders, or decorations are allowed. This includes special effects offered by digital apps or professional printers.
7. Undeveloped photos may be cropped but all print exhibits must be 4"x6" in Department 20A entries. In CLASS AA, BA, & CA.
8. Date stamp must be turned off.
9. Enhancements made during the printing process or on a digital camera such as color correction, red eye treatment, sepia coloring, sharpening, concentration, longer time exposure, changed i-stop, or any other special settings or tricks **need to be explained on a 3"x5" card**. Please write legibly. Cropping does not need to be explained. This card should be attached to the back of the entry posterboard.
10. Filters or layers may only be used by Class CA exhibitors. **A 3"x5" card must be used** to describe filters or layers used.
11. Entry tag **MUST** be placed in the upper right-hand corner of the exhibit on the front. **ONLY USE TAPE OR STAPLES; NO PAPER CLIPS** \*\*see example\*\*
12. **FAILURE TO COMPLY WITH THESE RULES WILL RESULT IN "RIBBON ONLY". PREMIUM WILL BE FORFEITED. FAILURE TO COMPLY WITH LOT OR CLASS DESCRIPTIONS WILL RESULT IN LOWERING RIBBON BY ONE PLACE.**
13. **LOTS marked with an asterisk (\*) are conference judged. Check with superintendent at check-in for judging times. You must be present for conference judging.** All conference judged exhibits must be in place by 5:00pm Wednesday.  
**\*\* If you decide NOT to turn in entries for conference judging, please let the Superintendent know.**

#### Class AA Photography-1 or 2 years in project. All photos should be 4x6"

Please mount picture(s) on 5x7 white poster board. If 2 pictures or more are required in a lot, use 11x14 poster board. **LOTS marked with an asterisk (\*) are conference judged. Entry tag MUST be placed in the upper right-hand corner of the exhibit on the front. \*\*see example\*\***

Lot 1: My favorite color photo

Lot 2: 2 color or black and white photos same subject, different angles or views.

Lot 3: 1 photo, color or black and white, isolated against simple background.

Lot 4: 2 photos demonstrating horizontal and vertical views. Does not need to be same subject. Color or black and white.

Lot 5: 1 photo using flash lighting.

Lot 6: 1 photo of 1 or more persons, color or black and white.

Lot 7: 1 photo of domestic animal (including pets, horses, cows, any animal found on a farm or home). No people in picture. May be color or black and white.

Lot 8: 1 photo of at least 1 person(s) and at least 1 animal(s), may be color or black and white.

Lot 9: 1 photo vacation, holiday, or special occasion, color or black and white.

Lot 10: 1 photo of Eau Claire Co. Fair or any state, county, or local fair. Color or black and white.

Lot 11: My favorite black and white photo

Lot 12: 1 photo demonstrating lines, patterns, shapes, or textures. Color or black and white

- Lot 13: 1 photo demonstrating rule of thirds. Color or black and white.  
Lot 14: 1 photo close-up of flower(s). Color or black and white.  
Lot 15: 1 photo demonstrating natural or man-made framing. Color or black and white.  
Lot 16: 1 photo demonstrating still life. See description at end of class lists.

**Class BA-Photography-3 or 4 years in project. LOTS marked with an asterisk (\*) are conference judged. Entry tag MUST be placed in the upper right-hand corner of the exhibit on the front. Please mount photos on 11x14 white poster board.**

**All photos should be 4x6" except for Lot 25 collage**

- Lot 1: My two favorite color photos.  
Lot 2: My two favorite black and white photos.  
Lot 3: 2 photos (color or black and white) showing same subject from different angle or views.  
Lot 4: 2 photos showing isolation of subject against simple background. (color or black and white)  
Lot 5: 2 photos, 1 vertical and 1 horizontal subject (does not have to be the same subject). (color or black and white)  
Lot 6: 2 photos using different lighting techniques i.e., flash, natural, diffuse, front or back lighting. (color or black and white)  
Lot 7: 2 photos demonstrating silhouette shots. (color or black and white)  
Lot 8: 2 photos of 1 or more persons. (color or black and white)  
Lot 9: 2 photos of domestic animal(s)-includes pets, farm animals, or animals found in home. (color or black and white)  
Lot 10: 2 photos of wild animals-includes zoo, in wild, or undomesticated animals. (color or black and white)  
Lot 11: 2 photos of at least 1 person and at least 1 animal in same shot. (color or black and white)  
Lot 12: 2 photos of holiday, vacation, or special occasion. (color or black and white)  
Lot 13: 4 photos of each season (spring, summer, fall, winter). (color or black and white)  
Lot 14: 2 photos of Eau Claire Co. Fair, or any state, county, or local fair. (color or black and white)  
Lot 15: 3 photos that tell a story. (color or black and white)  
Lot 16: 2 photos showing lines, patterns, shapes, or textures.  
Lot 17: 2 photos using trick photography. **Need 3x5 card attached explaining trick technique.** (color or black and white)  
Lot 18: 2 photos demonstrating rule of thirds. (color or black and white)  
Lot 19: 2 photos demonstrating natural or manmade framing. (color or black and white)  
Lot 20: 2 photos demonstrating different depths of field. (color or black and white)  
Lot 21: 2 photos showing action. (color or black and white)  
Lot 22: 2 photos demonstrating still life. See definition at end of class listings. (color or black and white)  
Lot 23: 2 photos showing close up of flowers. (color or black and white)  
Lot 24: 2 digitally altered photos. **Need a 3x5 card explain techniques used in digital alteration.** (color or black and white)  
Lot 25: 11x14 collage. Must contain at least 10 photos with a max of 20 photos. Try to cover as white as possible.  
Preprinted collages from professional printers **NOT** allowed. (color or black and white)

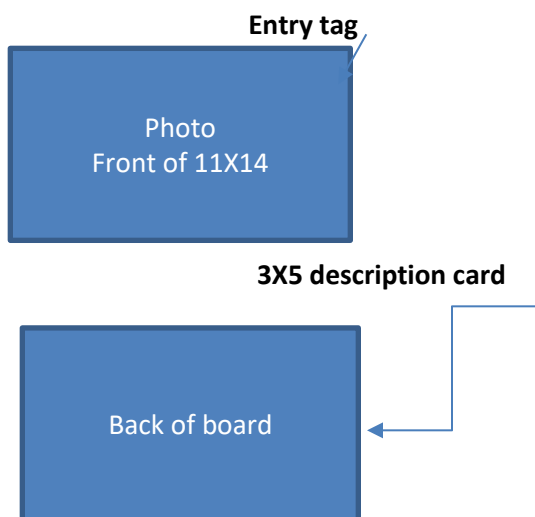
**Class CA-Photography-5 or more years. LOTS marked with an asterisk (\*) are conference judged. Entry tag MUST be placed in the upper right-hand corner of the exhibit on the front. Please mount photos on 11x14 white poster board.**

**All photos should be 4 x 6 except for Lot 25 collage.**

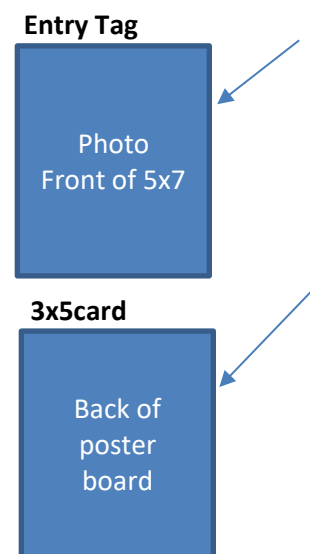
- Lot 1: My two favorite color photos.  
Lot 2: My two favorite black and white photos.  
Lot 3: 2 photos (color or black and white) showing same subject from different angle or views.  
Lot 4: 2 photos showing isolation of subject against simple background. (color or black and white)  
Lot 5: 2 photos, 1 vertical and 1 horizontal subject (does not have to be the same subject). (color or black and white)  
Lot 6: 2 photos using different lighting techniques i.e., flash, natural, diffuse, front or back lighting. (color or black and white)  
Lot 7: 2 photos demonstrating silhouette shots. (color or black and white)  
Lot 8: 2 photos of 1 or more persons. (color or black and white)  
Lot 9: 2 photos of domestic animal(s)-includes pets, farm animals, or animals found in home. (color or black and white)  
Lot 10: 2 photos of wild animals-includes zoo, in wild, or undomesticated animals. (color or black and white)  
Lot 11: 2 photos of at least 1 person and at least 1 animal in same shot. (color or black and white)

- Lot 12: 2 photos of holiday, vacation, or special occasion. (color or black and white)
- Lot 13: 4 photos of each season (spring, summer, fall, winter). (color or black and white)
- Lot 14: 2 photos of Eau Claire Co. Fair, or any state, county, or local fair. (color or black and white)
- Lot 15: 3 photos that tell a story. (color or black and white)
- Lot 16: 2 photos showing lines, patterns, shapes, or textures.
- Lot 17: 2 photos using trick photography. **Need 3x5 card attached explaining trick technique.** (color or black and white)
- Lot 18: 2 photos demonstrating rule of thirds. (color or black and white)
- Lot 19: 2 photos demonstrating natural or manmade framing. (color or black and white)
- Lot 20: 2 photos demonstrating different depths of field. (color or black and white)
- Lot 21: 2 photos showing action. (color or black and white)
- Lot 22: 2 photos demonstrating still life. See definition at end of class listings. (color or black and white)
- Lot 23: 2 photos showing close up of flowers. (color or black and white)
- Lot 24: 2 digitally altered photos. **Need a 3x5 card explain techniques used in digital alteration.** (color or black and white)
- Lot 25: 11x14 collage. Must contain at least 10 photos with a max of 20 photos. Try to cover as white as possible. Preprinted collages from professional printers not allowed. (color or black and white)

### Classes BA and CA



### Class AA



### Class EA-Enlargement

1. A single 5X7 or 8X10 photo in either color or black/white should be displayed for each lot entered.
2. This class is open to all junior photography exhibitors AA, BA, or CA. All classes compete together.
3. All entries should be displayed on **11X14 white poster board** unless otherwise specified.
4. Entry tags should be displayed on the front of poster board, upper right-hand corner (see previous example).
5. No frames, glass, or plastic coverings may be used
6. Entries must be unique to this class and cannot be displayed under previous lots 1-32.
7. **A 3X5 card attached** to back of poster board (see previous examples) to describe any filters, layers, digital manipulation, red eye correction, etc.
8. Exhibitors may enter up to 5 entries in this class.
9. Any variance from these rules or lot descriptions will result in entrant receiving ribbon only status for that entry (no premium).

**10. LOTS marked with an asterisk (\*) are conference judged. Check Fair Schedule for judging times.**

#### Lot:

1. Infant under 1 year of age
2. Child(ren)- 1year to 17years old
3. \*Adult 18 years or older

4. Silhouette-person or object
5. Scape-landscape, seascape, waterscape etc., No people
6. Snow scene
7. Sunset
8. Autumn
9. Spring
10. Flower(s)
11. Animal(s)-pets
12. Animal(s)-non-domestic
13. Bird(s)
14. Insect
15. Night Scene
16. Street Scene
17. Action Scene
18. Still Life
19. Architecture/monument/statue
20. Matted enlargement any subject. Judged on overall aesthetic of matting and quality of photo.
21. Any other subject not listed above.

**\*\*Still life photography is a photo of a non-living subject matter. This usually includes a single or small group of man-made or natural objects. A flower is not inanimate until it is picked. A tomato on a vine is not still life but a tomato that has been harvested is still life.**

#### **Class FA-Equine Photography**

1. Open to all Horse and Pony, Veterinary Science, or similar program.
2. **Photos should be 8X10 and mounted on an 11X14 white poster board.**
3. Entries may be color or black/white.
4. No Frames, glass, plastic, or matting may be used in display.
5. No Caption or titles may be used.
6. Photo must be work of entrant during current project year.
7. Entries will be judged on technical composition, creativity, spontaneity, and overall creativity of photo.
8. All age groups will compete together.
9. Photos may include people
10. Entry tag **MUST** be placed in the upper right-hand corner of the exhibit on the front.

#### **Lot:**

1. Action Photo
2. Portrait of a horse (may be head or entire body)
3. Human Interest/Comic photo
4. Horse show scene
5. Horse at Home
6. Any other equine photo

#### **Class GA-Canine Photography**

1. Open to all Dog/Dogless Dog or Veterinary Science.
2. Photos should be 8X10 and mounted on an 11X14 white poster board.
3. Entries may be color or black/white.
4. No Frames, glass, plastic, or matting may be used in display.
5. No Caption or titles may be used.
6. Photo must be work of entrant during current project year.
7. Entries will be judged on technical composition, creativity, spontaneity, and overall creativity of photo.
8. All age groups will compete together.
9. Photos may include people
10. Entry tag **MUST** be placed in the upper right-hand corner of the exhibit on the front.

#### **Lot:**

1. Action Photo
2. Portrait of a dog (may be head or entire body)
3. Dog show/class photo
4. Dog(s) at home
5. Human Interest/Comic photo
6. Any other canine photo

## Department 20-B – DVD Television Production

Check Fair Schedule for judging times, REGISTER FOR JUDGING times on Sign-up Genius on the Eau Claire County Fair website.

Premiums:	<u>1ST</u>	<u>2ND</u>	<u>3RD</u>	<u>4TH</u>
All Classes	\$1.60	\$1.40	\$1.20	\$1.00

**CLASS AB-1 - PREPRODUCTION - Grades 3 -5**

**CLASS AB-2 - PREPRODUCTION - Grades 6 - 8**

**CLASS AB-3 - PREPRODUCTION - Grades 9 and up**

**LOT:**

1. An equipment study, comparing two models of camera/recorder units - indicate which would be the best choice for you and why.
2. A diagram of a video camera and recorder unit - include description of any special features available.
3. A script for a television program with a brief description of corresponding visuals.
4. A series of planning cards (a storyboard or shot list) mounted on poster board in order as they would be videotaped – indicate camera angle, lighting, location, subject, script, scene, length, distance.
5. An exhibit describing the steps involved in setting up for a video production - include lighting, set, and equipment (video and audio).

**CLASS BB-1 - PRODUCTION - Grades 3 - 5**

**CLASS BB-2 - PRODUCTION - Grades 6 - 8**

**CLASS BB-3 - PRODUCTION - Grades 9 and up**

**LOT:**

1. A DVD, video file, .mp4 or uploaded to YouTube or Vimeo showing samples of camera work - such as close-ups, medium and long shots, zoom, changing camera angles, fade-in, fade-out, different lighting conditions. Maximum length - 3 minutes.
2. A fictional DVD, video file, .mp4 or uploaded to YouTube or Vimeo showing samples of camera work-such as close ups, medium and long shots, zoom, changing camera angles, fade in, fade out, different lighting conditions. Maximum length-3 minutes.
3. A short program (3-5 minutes) that tells a story - use "in-camera" edits, shot indoors
4. A short program (3-5 minutes) that tells a story-use "in-camera" edits, some or all scenes shot outdoors

**CLASS CB-1 – POST-PRODUCTION - Grades 3 - 5**

**CLASS CB-2 – POST-PRODUCTION - Grades 6 - 8**

**CLASS CB-3 – POST-PRODUCTION - Grades 9 and up**

**LOT:**

1. Edited program (3-8 minutes) – DVD, video files, .mp4 or upload to YouTube or Vimeo without titles, credits and music
2. Edited program (3-8 minutes) - DVD, video files, .mp4 or upload to YouTube or Vimeo with added titles, credits and music
3. Edited program (3-8 minutes) - DVD, video files, .mp4 or upload to YouTube or Vimeo (AVI, WMU)-PC only, without software

## Department 20-C Computer

Face-to-face judged

Exhibits may be brought at the time of judging

**Check Fair Schedule for judging times, REGISTER FOR JUDGING times on Sign-up Genius on the Eau Claire County Fair website.**

All exhibitors are expected to be able to describe the hardware, software, and processes used to complete the project. Printed exhibits are to be displayed in a binder if feasible. All exhibits including works copyrighted by others must include the proper citations.

**If you believe your level exceeds the entries described for your number of years in the project, you may enter a higher class (AC-2 or AC-3).**

<b>Premiums:</b>	<u>1<sup>ST</sup></u>	<u>2<sup>ND</sup></u>	<u>3<sup>RD</sup></u>	<u>4<sup>TH</sup></u>
All Classes	\$1.60	\$1.40	\$1.20	\$1.00

<b><u>AC-1 Computer 1<sup>st</sup></u> Year in Project</b>	<b><u>AC-2 Computer 2-3</u> Years in Project</b>	<b><u>AC-3 Computer</u> 4 or more Years in Project</b>
1. Computer Presentation Using Presentation Software	1. Computer Presentation Using Presentation Software	1. Computer Presentation Using Presentation Software
2. Computer-generated Graphic Illustrations	2. Computer-generated Graphic Illustrations	2. Web Site for an Organization
3. Computer-generated Storybook	3. Computer-generated Magazine	3. Computer-generated Magazine
4. Completed Member Guide (BU7509)	4. Completed Member Guide (BU7510)	4. Completed Member Guide (BU7511)

### **CLASS AC 1 COMPUTER – 1st Year in Project**

**LOT:**

1. Advertisement (letter or legal size) for a business/club/organization created with graphics software. Include at least two images/clip art.
2. Storybook created with word processing or publishing software. Storybook should include at least two pages with text and images. Text of the story must be original.
3. Web Pages - At least two originally created web pages, with headings, text, and images. Web pages should link together.
4. Computer presentation created with presentation software. Include three to five slides with text and images; at least a portion of the material presented must be original. Exhibitor will be expected to give a one to two minutes presentation using the created slides.
5. Audio podcast lasting one to two minutes with voice narration (background music optional) on a topic of exhibitor's choice. Podcast should be presented in digital format with accompanying printed script. All content sources must be cited.
6. Miscellaneous Exhibit - Project related to computer work, equivalent to other Class AC 1 projects listed above. Examples include a double-sided, folded, educational brochure; a spreadsheet, using a minimum of 4 columns and 10 rows, with at least one linked chart.

### **CLASS AC 2 COMPUTER – 2-3 Years in Project LOT:**

1. Advertisement (letter or legal size) for a business/club/organization created with graphics software. Include at least two images and one original created logo. Develop stationary (letterhead) using appropriate software for the business/club/organization including the created logo.
2. Computer generated hardcopy magazine or newspaper, or digital "e-zine" created with appropriate software. Develop a minimum of three pages showing text, images/photos, and multiple columns. All of the text must be original.
3. Website - At least three web pages linked together. Site must include headings, text, images, at least one



bulleted or numbered list, and two types of links - links between pages and one link to an external site. Pages should be designed following accessibility guidelines.

4. Computer presentation created with presentation software. Include 6 to 12 slides with text, images, bullet builds and/or transitions; at least a portion of the material presented must be original. Presentation must be set up to run continuously in a two to four-minute loop as in a “kiosk” using the created slides. The exhibitor will be expected to “present” during one loop of the slides.
5. Enhanced podcast lasting three to four minutes with audio narration, background music, and still images on a topic of exhibitor’s choice. Podcast should be presented in digital format with accompanying printed script. All content and image sources must be cited.
6. Miscellaneous exhibit – Enhanced/expanded project related to computer work, equivalent to other Class AC 2 projects listed above. Examples include a two-page educational brochure; a spreadsheet, using a minimum of 20 rows and 5 columns, with at least two linked charts; a minimum 10-record database involving at least four fields with at least two generated reports.

### **CLASS AC-3 Computer - 4 or more years in project**

#### **LOT:**

1. Advertisement (letter or legal size) for a business/club/organization created with graphics software. Include at least 3 images and one original created logo. Develop stationary (letterhead) and a business card for the business/club/ organization using appropriate software with the created logo.
2. Computer generated hardcopy magazine or newspaper, or digital “e-zine” created with appropriate software. Develop a minimum of four pages showing text wrapped around images/photos and multiple columns. Majority of the text must be original.
3. Website - At least four web pages linked together. Site must include headings, text, images, at least one bulleted or numbered list, and three types of links - at least one link to an external site, links between pages, and at least one link internal to the page (such as ‘return to top’). Pages should be designed following accessibility guidelines.
4. Computer presentation created with presentation software. Include 13 to 20 slides with text, images, bullet builds and/or transitions, and either an embedded video or object animation; at least a portion of the material presented must be original. Presentation must be “pre-recorded” and set up to run using the “timing” feature as the exhibitor gives a four to six-minute presentation using the created slides.
5. Podcast lasting five to six minutes with audio narration, background music, still images, and video on a topic of exhibitor’s choice. Podcast should be presented in digital format with accompanying printed script and storyboard of the project. All content, image, and video sources must be cited.
6. Miscellaneous exhibit - In-depth project related to computer work, equivalent to other Class AC 3 projects listed above. Examples include a CAD (Computer-aided design); a four-page educational brochure; at least two pages of a spreadsheet (using at least 6 columns and 15 rows on each page) with at least three linked charts and special formatted titles/headers; a minimum 15-record database involving at least eight fields with at least two generated reports.

## Department 22A - Woodworking

**ATTACH 3X5 CARD WITH NAME OF ARTICLE, USE OF ARTICLE, WHERE MADE, SPECIES OF WOOD(S), AND TYPE OF FINISH (IF USED).**

Exhibit must be made since the last fair. Any work previously shown will be disqualified.

Articles should be finished according to the use of the article. Material used in construction will be judged on its suitability to the intended use of the article.

<b>Premiums:</b>	<b><u>1ST</u></b>	<b><u>2ND</u></b>	<b><u>3RD</u></b>	<b><u>4TH</u></b>
Class A	\$1.60	\$1.40	\$1.20	\$1.00
Class B	\$2.00	\$1.80	\$1.60	\$1.20
Class C	\$2.40	\$2.00	\$1.60	\$1.20

Limit 5 entries per class.

**CLASS A - WOODWORKING - Grades 3 - 5 CLASS B -  
WOODWORKING - Grades 6 - 8**

**CLASS C - WOODWORKING - Grades 9 and up**

**LOT:**

1. Article for use in building other than home
2. An article for use out-of-doors
3. An article for use in storage
4. An article for use in kitchen or living room
5. An article for use in the home
6. A toy or homemade game
7. An article made from a kit
8. An article of creative design from wood or wood and other materials
9. An article of furniture or cabinet making
10. Exhibit on how to repair or refinish wooden furniture
11. Item of wooden furniture that has been repaired and/or refinished including before and after photos
12. Exhibit on repair of broken tools
13. New item made from used wood or lumber
14. Unit intended for the display of fair exhibits. (**PLEASE NOTE:** this must be constructed according to standardized plans available at the Extension Office and may become the property of the Eau Claire County Junior Fair following the fair. If selected, your exhibit will be recognized with an engraved name plate attached permanently to the unit and you may be eligible for partial re-imbusement of costs.)

## Department 23A - Electricity

Follow state code where applicable. \*The household voltage projects asterisked below must follow proper electrical code. They will be dismantled and evaluated for proper wiring techniques and reassembled during judging. If your exhibit includes a battery, please label the battery(ies) with your name. Batteries will be removed until judging takes place. Incorrect **wiring is UNSAFE! Therefore, exhibits incorrectly wired will be disqualified.**

Premiums:	<u>1ST</u>	<u>2ND</u>	<u>3RD</u>	<u>4TH</u>
Class A	\$1.60	\$1.40	\$1.20	\$1.00
Class B	\$2.00	\$1.80	\$1.60	\$1.20
Class C	\$2.40	\$2.00	\$1.60	\$1.20

Limit 5 entries per class.

**CLASS A - ELECTRICITY - Grades 3 - 5**

**CLASS B - ELECTRICITY - Grades 6 - 8**

**CLASS C - ELECTRICITY - Grades 9 and up**

**LOT: All of the following are items you have made:**

1. Circuit board - low voltage
2. Scrapbook of low voltage experiments
3. Homemade low voltage buzzer
4. Electric question board - low voltage
5. Model electric motor - low voltage
6. Any other low voltage or magnetic device not listed above
7. Display showing types of fuses
8. Display of high voltage electric cords, wires or cables
9. Test lamp
10. Demonstration board with 3-way and 4-way switches.
11. Trouble light
12. Light duty (14-16) gauge wire extension cord
13. Heavy duty (10-12) gauge wire extension cord
14. Display of bulbs, tubes or lighting equipment
15. Plans or photographs showing lighting improvements made at home.
16. Table study lamp
17. Homemade lamp or lighting unit
18. Lighting poster or chart
19. Old lamp that has been rewired; show before and after photos with statement of work done
20. Small appliance or motor that has been repaired with a statement of work done
21. Display showing motor types, operations or maintenance
22. Wiring layout of your home or other building
23. Any piece of homemade electrical equipment
24. Diagram or photographs with description of electrical improvement made at home
25. Display of plan of an electrical control system
26. Diagram or photo of electrical or electronic equipment installed in home
27. Exhibit describing the basic electronic components of a computer
28. Exhibit comparing and contrasting digital and analog computers
29. Exhibit demonstrating "binary math"
30. An electronic tachometer
31. Any other article not listed above

## Department 24-A - Mechanical Science

All Mechanical Science Department will be conference judged.

### CHECK FAIR SCHEDULE FOR JUDGING TIMES.

ANY PROJECT WITH AN ENGINE BEING EXHIBITED INDOORS MUST HAVE GASOLINE DRAINED.

Premiums:	<u>1ST</u>	<u>2ND</u>	<u>3RD</u>	<u>4TH</u>
Class AA	\$1.40	\$1.20	\$1.00	\$ .80
Classes BA-EA, GA	\$1.60	\$1.40	\$1.20	\$1.00
Classes FA	\$2.00	\$1.80	\$1.60	\$1.20

Limit 5 entries per class.

#### CLASS AA-1 - SMALL ENGINES - Grades 3 – 5

#### CLASS AA-2 - SMALL ENGINES - Grades 6 – 8

#### CLASS AA-3 - SMALL ENGINES - Grades 9 and up

Open to members enrolled in the Small Engine Project or similar program.

##### LOT:

1. Panel exhibit of small engine parts with identification of the parts. 4'x4' max.
2. Poster showing correct steps in preparing a small engine for winter storage.
3. Panel showing worn or faulty engine parts with a statement as to cause and prevention. 4'x4' max.
4. Poster showing the events in an engine with a brief explanation.
5. Panel exhibit of carburetor parts with explanation of function of parts, float or diaphragm type. 4'x4' max.

#### CLASS BA-1 – HANDYPERSON - Grades 3 – 5

#### CLASS BA-2 - HANDYPERSON - Grades 6 - 8

#### CLASS BA-3 - HANDYPERSON - Grades 9 and up

Open to members enrolled in the Handyman project or similar program.

Lots 1-9 must have a statement of work done or method used attached, and for Lots 1, 3, 5, 6 and 8, you must attach photos showing your exhibit before and during the repairing/refinishing process.

##### LOT:

1. Repaired and/or refinished article for sport or recreation.
2. Constructed article for sport or recreation.
3. Repaired and/or refinished article for workshop.
4. Constructed article for workshop.
5. Repaired and/or refinished chair.
6. Repaired and/or refinished article for use in the home (other than chair).
7. Constructed article for use in home.
8. Any other repaired and/or refinished article not listed above.
9. Any other constructed article not listed above.
10. Poster showing tools and woodworking methods (pictures or hand sketches).

#### CLASS CA - BICYCLE

Open to members enrolled in the Bicycle Project or similar program.

##### LOT:

1. Poster or scrapbook on types of bikes, past and present.
2. Poster or diary detailing bike care and maintenance for the year.
3. Poster identifying bike parts.
4. Poster or scrapbook on different types of parts (i.e., brakes, etc.) with their uses.
5. Poster or display on bike helmet selection.
6. Any other

#### CLASS DA - SNOWMOBILE

Open to member enrolled in snowmobile project or similar program.

##### LOT

1. Scrapbook on safe operation to include code of ethics, safety rules, and Wisconsin laws.
2. Scrapbook on functional parts of a snowmobile. Include information on maintenance and first echelon repairs.
3. Poster of cold weather gear and protection.
4. Poster on snowmobile ethics.

5. Any other

### **CLASS EA - AUTOMOTIVE**

Open to members enrolled in the Automotive Project or similar program.

#### **LOT:**

1. Display showing blind driveways, obstructed intersections, marked crosswalks.
2. Exhibit of dull vs. protected finish or soiled vs. clean car interiors.
3. Automotive Project Book.
4. Poster showing diagram of cooling system in water-cooled engines.
5. Poster of piston & rod position in block.
6. Poster or display of various gaskets, telling where they are used.
7. Poster of battery showing cross-section view, labeled.
8. Distributor - unassembled and labeled.
9. Poster of lot 8.
10. Poster detailing VIN symbol.
11. Changes through the years of body styles.
12. Poster of transmission - labeled, telling how it works.
13. Poster of electric assist choke system.
14. Poster of motor - label and identify.
15. Story or booklet telling how engine works.
16. Compare front wheel drive with rear-wheel-drive cars.
17. Display of common tools used.
18. Poster of starter - labeled, telling how it works.
19. Poster of alternator - labeled, telling how it works.

### **CLASS FA-1 - MODULAR CONSTRUCTION KITS - Grades 3 – 5**

### **CLASS FA-2 - MODULAR CONSTRUCTION KITS - Grades 6 – 8**

### **CLASS FA-3 - MODULAR CONSTRUCTION KITS - Grades 9 and up**

\*Includes LEGOs, K'nex or similar construction kits. Reference to Legos is meant to include similar products in every case. **Size is limited to 25x25". Modular Construction will be Conference Judged.**

**See pp. 1-2 of the fair book for check-in date and time and judging time.**

**For Lots 6-10, you *MUST* bring the instruction booklet with you to the judging.**

#### **LOT:**

1. Vehicle, original design, constructed (car, boat, truck, airplane, spaceship, etc.)
2. Building, original design, constructed
3. Motorized model, original design, constructed
4. Scene you have constructed, original design
5. Any other model from your own original design, constructed
6. Vehicle constructed from a kit (car, boat, truck, airplane, spaceship, etc.)
7. Building constructed from a kit
8. Motorized model constructed from a kit
9. Scene you have constructed from a kit
10. Any other model constructed from a kit

### **CLASS GA - TRACTOR CONTEST**

Open to members enrolled in the Tractor project or similar program.

#### **LOT:**

1. Tractor - Project Booklet
2. Tractor Operator's Contest (Grades 3-8)
3. Tractor Operator's Contest (Grades 9 and up)

**Robotics Face-to-face judged – CHECK FAIR SCHEDULE FOR JUDGING TIMES.  
You must sign up for a judging time during check-in.**

**CLASS HA-1-ROBOTICS-Grades 3-5**

**CLASS HA-2-ROBOTICS-Grades 6-8**

All program entries must be visibly shown printed off of the software to be displayed at the fair as part of the entry. Programs must also be demonstrated to the judge with an actual robot. Size of robots is limited to 25" x 25".

**LOT:**

1. Basic robot, original design
2. Poster: Differences among machines, computers, & robots
3. Poster: Showing involvement in a Robotics Program
4. Program: Robot goes forward for 4 seconds
5. Program: Robot turns left 3 different ways
6. Program: Robot navigates a maze
7. Program: Robot travels around a walled track
8. Program: Robot follows a path
9. Program: Robot completes a path for a length of time
10. Program: Robot stops, using a sensor
11. Program: Robot completes challenge course
12. Robot: Any remote-controlled project
13. Any other Robotics project

**CLASS HA-3-ROBOTICS-Grades 9 & up**

All program entries must be visibly shown printed off of the software to be displayed at the fair as part of the entry. Programs must also be demonstrated to the judge with an actual robot. Size of robots is limited to 25" x 25".

**LOTS:**

1. Robot, original design.
2. Program: Robot goes forward & backward
3. Program: Robot determines distance, using rotational sensor
4. Program: Robot controls turns, using rotational sensor
5. Poster: Types of gears
6. Compound gear train
7. Report: How gear ratio affects travel speed
8. Report: How pulley size affects distance traveled
9. Report: How gear ratio affects travel speed
10. Robotic gripper, original design
11. Program: Robot grips soda can and returns to starting point
12. Program: Robot does multiple tasks at same time
13. Program: Robot navigates a maze
14. Program: Robot follows a line, using loops
15. Robot: Any remote-controlled project
16. Any other Robotics Project

## Department 24-B - Scale Models

Members must be enrolled in the scale model or Aerospace projects or similar programs. All classes conference judged, including Aerospace models. **CHECK FAIR SCHEDULE FOR JUDGING TIMES.** The rocket launch will be conference judged on a separate day. If you cannot be present at this time, you must report to the superintendent prior to conference judging to make other arrangements. **Unexcused absences WILL RESULT IN LOSS OF PREMIUM.**

Premiums:	<u>1ST</u>	<u>2ND</u>	<u>3RD</u>	<u>4TH</u>
All Classes	\$1.60	\$1.40	\$1.20	\$1.00

\* Limit 5 entries in this Department.

**CLASS AB - FUTURISTIC AND FANTASY SPACE VEHICLES (such as Star Wars but excluding LEGOs and K'nex or similar construction kits)**

**CLASS AB-1 - FUTURISTIC/SPACE VEHICLES - Grades 3 – 5**

**CLASS AB-2 - FUTURISTIC/SPACE VEHICLES - Grades 6 – 8**

**CLASS AB-3 - FUTURISTIC/SPACE VEHICLES - Grades 9 and up**

**LOT:**

1. Plastic vehicle from a kit, glued scene
2. Plastic vehicle from a kit, snapped (excluding LEGOs, K'nex or similar)
3. Any other vehicle
4. Space station or other building
5. Any other from a kit
6. Any other not from a kit

**CLASS BB-1 - PLASTIC MODELS (excluding airplanes & rockets) - Grades 3 - 5**

**CLASS BB-2 - PLASTIC MODELS (excluding airplanes & rockets) - Grades 6 - 8**

**CLASS BB-3 - PLASTIC MODELS (excluding airplanes & rockets) - Grades 9 and up**

(See Lots below CB)

**CLASS CB-1 - MODELS (other than plastic, excluding airplanes & rockets) - Grades 3 – 5**

**CLASS CB-2 - MODELS (other than plastic, excluding airplanes & rockets) - Grades 6 – 8**

**CLASS CB-3 - MODELS (other than plastic, excluding airplanes & rockets) - Grades 9 and up**

Displays must not exceed 2' x 2'. If your display is all plastic pieces, enter Class BB and your age division. If you have any pieces other than plastic in your display (metal), enter Class CB and your age division.

**LOT: (For Classes BB-1 through CB-3)**

1. Car - from a kit, glued together
2. Car - from a kit, snapped together
3. Boat - from a kit, glued together
4. Boat - from a kit, snapped together
5. Truck - from a kit, glued together
6. Truck – from kit, snapped together
7. Hummer, Jeep or other SUV-from a kit, glued
8. Hummer, Jeep or other SUV-from a kit, snapped
9. Army Tank – from a kit, glued together
10. Army Tank – from a kit, snapped together
11. Any other from a kit
12. Any other not from a kit

**CLASS DB-1 - MODEL RAILROAD - Grades 3 – 5**

**CLASS DB-2 - MODEL RAILROAD - Grades 6 – 8**

**CLASS DB-3- MODEL RAILROAD - Grades 9 and up**

Open to members enrolled in Model Railroad Project or similar program. Displays must not exceed 4 square feet.

**LOT:**

1. Exhibit describing a model railroad layout
2. Exhibit describing an electronic control system for a model railroad
3. A scale model of a railroad car you have constructed
4. A display board of switching
5. Any other

**CLASS EB-1 - AEROSPACE - MODEL AIRPLANES - Grades 3 - 5 CLASS EB-2 -  
AEROSPACE - MODEL AIRPLANES - Grades 6 - 8 CLASS EB-3 - AEROSPACE -  
MODEL AIRPLANES - Grades 9 and up**

**LOT:**

1. Glider designed and constructed by exhibitor
2. Balsa wood or plastic glider/airplane with slot-fitted parts, not glued, made from a kit
3. Model airplane designed and constructed by exhibitor
4. Plastic model airplane made from a kit, prop or jet
5. Balsa wood framed model airplane/glider other than slot-fitted construction requiring glue or other adhesive for integrity (for example, tissue covered balsa framed model) prop or jet
6. Rubber band powered model from balsa or other material. Model must be flown by the exhibitor
7. Helicopter aircraft made from a kit
8. Any other
9. A poster about airplanes

**CLASS FB-1 - AEROSPACE - MODEL ROCKETRY - Grades 3 - 5 CLASS FB-2 -  
AEROSPACE - MODEL ROCKETRY - Grades 6 - 8 CLASS FB-3 - AEROSPACE -  
MODEL ROCKETRY - Grades 9 and up**

All rockets entered for launching (lot 8) and another lot must have both entry tags attached when checked in. All entries must display recovery system with rocket.

**REMEMBER: the object of the rocket launch (lot 8) is Spot Point Landing**, which is to land your rocket closest to the spot chosen by the judge and superintendent (the cone). You do this by checking wind speed and direction, then adjusting the launch rod the way you think will best bring your rocket closest to the cone. **THIS IS NOT AN ALTITUDE CONTEST**, so please keep this in mind when choosing your engine size. Also consider that rockets that fly high and get caught in the wind may come down in nearby car lots. We don't want to become bad neighbors as this could possibly affect the future of our flying at the fair. **You are responsible for purchasing your engines.**

Consider this when purchasing engines. If, for example, you are going to use a B6-4:

**B=TOTAL IMPULSE:** This letter is the total power (in Newton-seconds) produced by the engine. Each succeeding letter has up to twice the total power as the previous letter. (Example: "B" engines have up to twice the power of "A" engines, which results in approximately twice the altitude the rocket will reach.)

**6=AVERAGE THRUST:** This number shows the engine's average push or how fast the engine powers the rocket to go. The higher the number, the faster the speed. It is measured in Newton's (4.45 Newton's=1lb.)

**4=TIME DELAY:** This number gives you the time delay in seconds between the end of the trust phrase and ignition of the ejection charge. Engine types ending in "0" have no time delay or ejection and are used for booster stages and special purposes only. Engines ending in "P" have no time delay or ejection charge and the forward end is plugged. (Used in rocket cars)

From the National Association of Rocketry. [www.nar.org](http://www.nar.org))

**LOT:**

1. Model rocket designed and constructed by exhibitor (NOT from a kit) - balsa fins
2. Model rocket designed and constructed by exhibitor (NOT from a kit) - cardboard fins
3. Model rocket designed and constructed by exhibitor (NOT from a kit) - plastic fins
4. Model rocket launcher built by exhibitor. (Must include a description of how it works and include a safety switch and new igniter.)
5. Model rocket built from a kit - balsa fins
6. Model rocket built from a kit - cardboard fins
7. Model rocket built from a kit - plastic fins
8. Model rocket to be launched and judged on how close it lands to a designated target. **(You are responsible for**



**purchasing your own engines) *Only rockets entered in this class may be launched. No “extra flights” or trial launches.***

9. Poster on Model Rocketry
10. Any other

**CLASS GB-1 - AEROSPACE - FLYING - Grades 3 - 5 CLASS GB-2 - AEROSPACE - FLYING - Grades 6 - 8 CLASS GB-3 - AEROSPACE - FLYING - Grades 9 and up**

**LOT:**

1. An exhibit about history of flight.
2. An exhibit about principles of flight.
3. An exhibit about aircraft and propulsion.
4. An exhibit about aircraft structure and instruments.
5. Any other

## Department 25-A - Foods

1. All classes open to those enrolled in Foods Project.
2. You may enter in only one class among AA, BA and CA. Food project members may also enter Microwave Class (EA). Each exhibitor may enter no more than fifteen (15) items in Dept. 25-A
3. No two members of one family can enter the same food item unless the recipe is different.
4. All food must be put in a plastic bag that fits over a disposable plate. **NO PLASTIC WRAP. Staple entry tag to OUTSIDE of plastic bag.**
5. Use small paper plates for cookies, biscuits, muffins, whenever possible to save space.
6. All foods are to be made from scratch unless otherwise specified.
7. Muffins should not be baked in paper liners and should be standard size.
8. **ALL FOOD ITEMS WILL BE DESTROYED AT THE END OF THE FAIR!**
9. **Posters must be 14x22 inches.**
10. **INCLUDE RECIPES WITH ALL ENTRIES.** Failure to include recipe will result in loss of premium. Recipe must be legible, but recipe presentation will not affect judging. Recipe should be stapled to the OUTSIDE of the plastic bag.
11. Special prizes from Red Star Yeast in all yeast bread categories. Special prizes in Cake Decorating

### Conference Judging:

Entry numbers preceded by an \* will be conference judged by class. Time to be posted on Fair Schedule.

<b>Premiums:</b>	<b><u>1ST</u></b>	<b><u>2ND</u></b>	<b><u>3RD</u></b>	<b><u>4TH</u></b>
All Classes	\$1.40	\$1.20	\$1.00	\$.80

### **CLASS AA - FOODS & NUTRITION** - grades 3 - 5

Open to members enrolled in the Foods & Nutrition Project or similar program.

#### **LOT:**

- |   |   |
|---|---|
| <ol style="list-style-type: none"> <li>1. Drop chocolate chip cookie, no nuts (3)</li> <li>2. Rolled sugar cookies (3)</li> <li>3. Soft oatmeal cookies, no raisins or nuts (3)</li> <li>4. Peanut butter cookies, no nuts (3)</li> <li>5. Brownies, no nuts, unfrosted (3, 2" x 2")</li> <li>6. Granola bars (3, 1" x 3")</li> <li>7. Any cake, unfrosted, made from mix. 4" x 4" corner)</li> <li>8. Angel food cake, unfrosted, made from a mix (1/4 cake) 4x4</li> <li>9. Chocolate cake, unfrosted, made from scratch (4"x4" corner)</li> <li>10. Yellow cake, unfrosted, made from scratch (4"x4" corner)</li> <li>11. White cake, unfrosted, made from scratch (4"x4" corner)</li> <li>12. Bran muffins, no paper liners, no nuts (3)</li> <li>13. Cranberry muffins, no paper liners, no nuts (3)</li> <li>14. Pumpkin muffins, no paper liners, no nuts (3)</li> <li>15. Banana bread, no nuts (1/2 loaf)</li> <li>16. Zucchini bread, no nuts (1/2 loaf)</li> <li>17. Soft corn bread (4"x4" corner)</li> <li>18. Sweet scones (3)</li> <li>19. Baking powder biscuits (3)</li> </ol> | <ol style="list-style-type: none"> <li>20. White bread, made in bread machine (1/2 loaf)</li> <li>21. Kneaded white bread (1/2 loaf)</li> <li>22. Creative product using commercial frozen dough</li> <li>23. Educational exhibit relating to foods and nutrition</li> <li>24. Experiment relating to foods and nutrition</li> <li>25. Dairy promotion exhibit relating to foods and nutrition</li> <li>26. Meal plan, including menu, recipes, number of guests, time plan</li> <li>27. Recipe collection of foods you have made...note current year</li> <li>28. Any other product</li> </ol> |
|---|---|

**CLASS BA - FOODS & NUTRITION** - grades 6 - 8

Open to members enrolled in the Foods & Nutrition Project or similar program.

**LOT:**

1. Rolled sugar cookies (3)
2. Ginger snaps (3)
3. Nationality cookies (3)
4. Refrigerator cookies, no nuts (3)
5. Brownies, unfrosted, no nuts (3, 2"x2")
6. Layered bar cookies, unfrosted, no nuts (3, 2"x2")
7. Layered bar cookies, unfrosted, no nuts, made with cake mix (3, 2"x2") *recipe required*
8. White Cake, unfrosted, (4"x4" corner)
9. Angel food cake (1/4 cake)
10. Bundt cake (1/4 cake)
11. Cake pops (3)
12. Cornmeal muffins, no paper liners (3)
13. Banana muffins, no nuts, no paper liners (3)
14. Carrot muffins, no nuts, no paper liners (3)
15. Quick coffee cake (4"x4" corner)
16. Yeast coffee cake (4"x4" corner)
17. Any berry quick bread (1/2 loaf)
18. Pumpkin bread, no nuts (1/2 loaf)
19. Baking powder biscuits (3)
20. Any fruit scone (3)
21. Soft pretzel (3)
22. English muffin or crumpet (3)
23. Kneaded white bread (1/2 loaf)
24. White bread, made in bread machine (1/2 loaf)
25. Kneaded whole wheat bread, may be up to one-half white flour (1/2 loaf)
26. Creative product using commercial frozen dough
27. Educational exhibit relating to foods and nutrition
28. Experiment relating to foods and nutrition
29. Dairy promotion exhibit relating to foods and nutrition
30. Meal plan, including menu, recipes, number of guests and time plan
31. Recipe collection of foods you have made...note current year
32. Any gluten-free product, with explanation
33. Any other product

**CLASS CA - FOODS & NUTRITION** - Grades 9 and up

Open to members enrolled in the Foods & Nutrition Project or similar program.

**LOT:**

- |  |   |
|--|---|
| 1. Rolled sugar cookies (3)  | 18. Any savory scone (3)  |
| 2. Ginger snaps (3)  | 19. White yeast dinner rolls (1 each of 3 different shapes)           |
| 3. Refrigerator cookies, no nuts (3)   | 20. Whole wheat yeast dinner rolls (3)                                |
| 4. Layered bar cookies, unfrosted, no nuts (3, 2"x2")  | 21. Bagels (3)  |
| 5. Layered bar cookies, unfrosted, no nuts, made with cake mix (3, 2"x2") <i>recipe required</i> | 22. Croissants (3)  |
| 6. Angel food cake (1/4 cake)  | 23. Sourdough bread (1/2 loaf)  |
| 7. Yellow sponge cake, made in tube pan (1/4 cake)   | 24. Whole grain bread (1/2 loaf)                                      |
| 8. Cake pops (3)   | 25. Yeast cinnamon rolls, unfrosted, no nuts or caramel (3)           |
| 9. Crème puff shells, unfilled (3)   | 26. Educational exhibit relating to food and nutrition                |
| 10. Plain pastry shell (one 8")  | 27. Dairy promotion exhibit relating to foods and nutrition           |
| 11. Gingerbread muffins, no paper liners, no nuts (3)  | 28. Meal plan, including menu recipes, number of guests and time plan |
| 12. Apple muffins, no paper liners, no nuts (3)  | 29. Recipe collection of foods you have made...note current year      |
| 13. Zucchini muffins, no paper liners, no nuts (3)   | 30. Any gluten-free product with explanation                          |
| 14. Nationality bread (whole or half loaf)   | 31. Any other product   |
| 15. Low-fat modified quick bread, with explanation (1/2 loaf)                                    |   |
| 16. Rhubarb bread, no nuts (1/2 loaf)  |   |
| 17. Sweet potato bread, no nuts (1/2 loaf)   |   |

**CLASS DA-1 - MICROWAVE - grades 3 - 5**

**CLASS DA-2 - MICROWAVE - grades 6 – 8**

**CLASS DA-3 - MICROWAVE - grades 9 and up**

Open to members enrolled in Foods & Nutrition project or similar program.

**LOT:**

1. Microwave bar cookies (3, 2"x1")
2. Microwave fruit muffins, paper liners allowed (3)
3. Microwave whole grain muffins, paper liners allowed (3)
4. Microwave coffee cake (1/4 cake)
5. Microwave pumpkin bread (1/2 loaf)
6. Microwave pastry shell in pie plate
7. Microwave cake, from a mix, unfrosted (4" wedge)
8. Microwave cake, from scratch, unfrosted (4" wedge)
9. Microwave English muffin bread (1/2 loaf)
10. Whole Grain Yeast Bread (1/2 loaf)
11. Microwave Caramel Corn (1 cup)
12. Microwave melted candy (3 pieces)
13. Microwave cooked candy (3 pieces)
14. Microwave dehydrated item (1/2 cup)
15. Any gluten-free product, with explanation
16. Any other microwave product
17. Microwave meal plan, include menu, recipes, number of guests, time plan
18. Microwave recipe collection, note current year additions

**CLASS EA-1 – COOKING WITH HONEY - grades 3 - 5**

**CLASS EA-2 - COOKING WITH HONEY - grades 6 - 8**

**CLASS EA-3 - COOKING WITH HONEY - grades 9 and up**

Open to members enrolled in Foods & Nutrition project or similar program.

**LOT:**

1. Honey chocolate chip cookies (3)
2. Honey chocolate cookies (3)
3. Honey caramel snaps (3)
4. Honey lemon bars (3, 2"x2")
5. Honey muffins, no paper liners, no nuts (3)
6. Honey cheesecake bars (3, 2"x2")
7. Honey truffles (3)
8. Honey carrot cake (4"x4" corner)
9. Honey wheat pretzels (3)
10. Honey snack crackers (1 cup)
11. Honey candy (3 pieces)
12. Honey fudge (3, 1"x1" pieces)
13. Any other honey product
14. Cooking with honey recipe collection, current year additions

**Cake Decorating will be conference judges. Check fair schedule for judging times.**

**CLASS FA-1 - CAKE DECORATING - grades 3 - 5**

**CLASS FA-2 - CAKE DECORATING - grades 6 - 8**

**CLASS FA-3 - CAKE DECORATING - grades 9 and up**

Open to members enrolled in Cake Decorating project or similar program. Include frosting recipe. Items will be destroyed at the end of the fair! Entire exhibit must be edible (excluding what is removed before cutting). Include ALL recipes. An additional non-premium award in cake decorating will be the "People's Choice" award. Cake decorating will be conferenced judge.

**LOT:**

1. Cut up cake
2. Smooth surface cake
3. Preformed cake, using molded pan (like a character cake)
4. Bundt cake
5. Angel food cake
6. Layer cake, 2 or more layers
7. Tiered cake, 2 or more
8. Cookies (3)
9. Cupcakes (3)
10. Cake pops (3)
11. Edible creation, including cake, cookies, and/or cupcakes
12. Display of frosting borders (5)
13. Display of frosting flowers (5)
14. Any other product
15. Poster showing different tips and uses (5)
16. Educational exhibit relating to cake decorating
17. Poster showing techniques and uses (5)
18. Experiment relating to cake decorating
19. Recipe collection of decorated items you have made, note current year



## Department 25-B - Food Preservation

**LIMITED TO 10 ENTRIES PER EXHIBITOR.** Use only clean, appropriately sized, standard glass jars. Standard jars mean jars made and intended for home canning with the name of the company on the side. **NO FROZEN FOODS WILL BE EXHIBITED - ONLY CANNED OR DEHYDRATED.** Lids will be dated when brought in. One jar per item, unless otherwise stated. Rings are to be removed from jar lids.

**ALL EXHIBITORS SHOULD REFER TO CURRENT UW-EXTENSION PUBLICATIONS FOR METHODS OF PRESERVING AND PROCESSING TIME. (Extension Learning Store – <https://learningstore.extension.wisc.edu/>)**

You may also use the Ball Blue Book **IF** you make adjustments as directed for our local altitude. Attach a card with the following information: (cards are available at the Extension Office). Entries without the necessary information will receive an automatic 4th place and will not be judged. **DO NOT** tape or glue card to jar; judge needs to see contents.

Product: _____ Date _____ Canned: _____
<b>CIRCLE:</b>
Boiling Water Canner or Pressure Canner/Inversion Dial Gauge or Weighted Gauge/Pounds Pressure: _____
Hot Pack or Raw Pack
Processing Time: Pints _____ Quarts _____
Literature Source: _____ Publication Date: _____
Other information (such as antioxidant used, acid added, apple variety, or pectin type):

Foods must be canned after last year's fair to be exhibited. **ONE JAR OF THE CANNED GOODS TO BE BROUGHT FOR EACH ITEM ENTERED.**

<b>Premiums:</b>	<b><u>1ST</u></b>	<b><u>2ND</u></b>	<b><u>3RD</u></b>	<b><u>4TH</u></b>
All Classes	\$1.40	\$1.20	\$1.00	\$.80

**Limit 10 entries**

**CLASS AB-1 - FOOD PRESERVATION - grades 3-5**

**CLASS AB-2 - FOOD PRESERVATION - grades 6-8**

**CLASS AB-3 – FOOD PRESERVATION – grades 9 and up**

**LOT:**

- |   |   |   |
|---|---|---|
| <ol style="list-style-type: none"> <li>1. Applesauce</li> <li>2. Cherries</li> <li>3. Peaches</li> <li>4. Pears</li> <li>5. Red or black raspberries</li> <li>6. Blackberries</li> <li>7. Rhubarb</li> <li>8. Tomato juice</li> <li>9. *Tomatoes</li> <li>10. Apples</li> <li>11. Green Beans, cut</li> <li>12. Greens</li> <li>13. Maple syrup, (Enter in Dept 16-A, Class Z)</li> </ol> | <ol style="list-style-type: none"> <li>13. Sweet corn - off cob</li> <li>14. Yellow wax beans</li> <li>15. Beet pickles</li> <li>16. Bread &amp; butter pickles</li> <li>17. Crab apple pickles</li> <li>18. Dill pickles, whole or cut up</li> <li>19. Sweet pickles</li> <li>20. Jam, strawberry</li> <li>21. Jam, any other</li> <li>22. Jelly, any variety</li> <li>23. Any other vegetable</li> <li>24. Any other fruit</li> </ol> | <ol style="list-style-type: none"> <li>25. Any other pickle</li> <li>26. Chili sauce or salsa - class AB-2 only (include recipe &amp; source)</li> <li>27. Any relish</li> <li>28. Meat, poultry, or fish - class AB-2 only (pint or quart)</li> <li>29. Spaghetti sauce, meatless</li> <li>30. Any other tomato product, not listed above</li> <li>31. Any other soft spread</li> <li>32. Sauerkraut</li> <li>33. Ingredients for a meal (3 jars)</li> </ol> |
|---|---|---|

**CLASS BB-1 - DEHYDRATION - grades 3-5**

**CLASS BB-2 - DEHYDRATION - grades 6-8**

**CLASS BB-2 – DEHYDRATION – grades 9 and up**

Dehydration (exhibits counted with 10 exhibits in Food Preservation)

Exhibit to be in a proper storage container, preferably a see-through one. Exhibit to be labeled with dehydration date, recipe, ingredients, method and pre-treatment if any, and the length of time it took to dehydrate the food. Judge has the option to open any sealed containers.

**LOT:**

1. Bananas, minimum ½ cup
2. Apples, minimum ½ cup
3. Any other fruit, min. ½ cup
4. Any vegetable, min. ½ cup
5. Meat jerky, whole muscle, min. 2 pieces
6. Meat jerky, restructured, min. 2 pieces
7. Any herb, min. 2 tablespoons
8. Any snack (such as trail mix or granola), 1 serving
9. Any leather
10. Any other dehydrated food item that doesn't fit above categories with explanation of product and intended use



## Department 25-C - Foods Revue

Premiums:	<u>1ST</u>	<u>2ND</u>	<u>3RD</u>	<u>4TH</u>
All classes	\$1.60	\$1.60	\$1.60	\$1.60

Limit 1 entry in classes AC, BC, and CC. Youth Development please see Dept. 17C (page 50).

The Foods Revue is held in prior to the fair. Open to members enrolled in Food & Nutrition, Food Preservation Cake Decorating or Outdoor Adventures project or similar program. Specific information regarding event date and entry requirements/deadlines will be published in 4-H Clover Leaves newsletter. Exhibitors must set up their own place setting without assistance. Parents will not be allowed to provide any assistance. Prepared speeches are not appropriate for Foods Revue. Members will be expected to answer the judge's questions. Questions asked will be dependent on the class entered. A copy of your recipe must be enclosed with your registration. Use the standard form in the newsletter and check for accuracy. Late or incomplete entries will not be accepted. **Please write your pre-fair entries on your fair entry form so you can receive premium!**

### CLASS AC-1 - FOODS & NUTRITION - grades 3 - 5

Entry to include one prepared food, menu for one meal, placemat or cloth, one place setting for entire meal, serving pieces for food prepared, and centerpiece. Be prepared to explain simple nutrition concepts to the judge.

#### LOT:

1. Salad
2. Main Dish
3. Dessert (not cookies or bars)
4. Any Bread

### CLASS AC-2 - FOODS & NUTRITION - grades 6 - 8

Entry to include one prepared food, menu for a full day, placemat or cloth, one place setting for entire meal, serving pieces for food prepared, and centerpiece. Be prepared to explain reasons for planning your menu (texture, color, etc.) and to answer nutritional questions regarding the USDA's Food Guide Pyramid.

#### LOT:

1. Salad
2. Main Dish
3. Dessert (not cookies or bars)
4. Any Bread
5. Box Lunch

### CLASS AC-3 - FOODS & NUTRITION - grades 9 and up

Entry to include all prepared foods for an entire meal (This means whatever is on your menu for that meal that day, **BUT** you do **NOT** have to make every item from scratch. Only one item **MUST** be "homemade". However, if you would like to make more than one item from scratch that is fine. You should **ONLY** submit the recipe for your homemade item.) Your entry must also include your menu for a full day, placemat or cloth, one place setting for entire meal, serving pieces for food prepared, and centerpiece. Be prepared to explain time management, theme, preparation and clean-up plus Class AC-2 content questions.

#### LOT:

1. Special occasion meal
2. Box Lunch
3. Brunch
4. Meal for a special need (for example, but not limited to low fat, high iron, high fiber, low calorie, low sugar...)

### CLASS BC-1 - FOOD PRESERVATION - grades 3 - 5

Entry must include at least one home preserved ingredient, menu for meal, placemat or cloth, one place setting for entire meal, serving pieces for food prepared and centerpiece. Be prepared to answer questions on preservation



procedures and nutrition.

**LOT:**

1. Salad
2. Main Dish
3. Dessert (not cookies or bars)
4. Any Bread

**CLASS BC-2 - FOOD PRESERVATION - grades 6 - 8**

Entry must include at least one home preserved ingredient, menu for day, placemat or cloth, one place setting for entire meal, serving pieces for food prepared and centerpiece. Be prepared to answer questions on preservation procedures and nutrition.

**LOT:**

1. Salad
2. Main Dish
3. Dessert (not cookies or bars)
4. Party
5. Box Lunch

**CLASS BC-3 - FOOD PRESERVATION - grades 9 and up**

Entry to include all prepared foods for an entire meal (This means whatever is on your menu for that meal that day, **BUT** you do **NOT** have to make every item from scratch. Only one item **MUST** be "homemade". However, if you would like to make more than one item from scratch, that is fine. You should **ONLY** submit the recipe for your homemade item.) The entry must include at least one home preserved ingredient, menu for day, placemat or cloth, one place setting for entire meal, serving pieces for food prepared and centerpiece. Be prepared to answer questions on preservation procedures and nutrition.

**LOT:**

1. Special occasion meal
2. Box lunch
3. Brunch
4. Meal for a Special Need (for example, but not limited to low fat, high iron, high fiber, low calorie, low sugar...)

**CLASS CC-1 - CAKE DECORATING - grades 3 - 5 CLASS CC-2 -**

**CAKE DECORATING - grades 6 - 8 CLASS CC-3 - CAKE**

**DECORATING - grades 9 and up**

Open to members enrolled in Cake Decorating or Foods & Nutrition program. Entry to include prepared and decorated cake, menu for a meal (3rd - 5th grade) or full day (6th grade & up), placemat or cloth, one place setting for entire meal, serving pieces for food prepared and centerpiece. Be prepared to explain reasons for planning your menu (texture, color, etc.) and to answer nutritional questions regarding the USDA's Food Guide Pyramid.

**LOT:**

1. Cupcakes
2. Flat Cake (cut-up, smooth surface, or pre-formed)
3. Layer Cake (layered or tiered)

**CLASS D - EXPERIMENT**

Exhibit showing the results of an experiment you have conducted related to Foods & Nutrition. (See examples in the "Tasty Bites" literature). Will be judged on communication of results, neatness and interest.

**LOT:**

1. Grades 3-5
2. Grades 6-8
3. Grades 9 and up

**CLASS E - ECONOMICAL MEAL**

Entry to include one prepared main dish item for the main meal of the day, menu for the meal, placemat or cloth, one place setting for an entire meal, serving pieces for food prepared, and centerpiece. In addition, member must show cost of main dish, per person served. Cost per person must be less than \$2.00. Member should be aware of economy in entire display including centerpieces and tableware. Be prepared to explain costs, nutritional planning, and preparation. **LOT:**

1. Grades 3-5
2. Grades 6-8
3. Grades 9 and up

## Department 26-A - Clothing

Open to members enrolled in Clothing or Looking Good Projects or similar program.  
There is no limit to number of entries in classes AA, BA and CA.

**Clothing will be conferenced judges. Please check fair schedule for judging times.**

1. Entries to be constructed this project year.
2. You may only enter one class among AA, BA, and CA.
3. Items of clothing which have been entered in the Clothing Revue are eligible to be entered in an appropriate clothing department. To participate in both departments, you must enter in both.
4. Entrants must furnish hangers for each individual entry including accessories.
5. All clothing construction exhibits must be accompanied by a **3"x 5" card** stating pattern company and number, fiber content by percent (%), type of interfacing used, preparation of fabric and notions and type of care required. If no card, exhibit will be lowered one placing.
6. Looking Good exhibits which were entered in the Clothing Revue may NOT be entered again at the fair! Must be a different Looking Good exhibit.
7. Looking Good purchased, embellished and recycled exhibits must be accompanied by a completed information form available from the fair office. If no form, exhibit will be lowered one placing.

### CLASS AA - BEGINNING CLOTHING CONSTRUCTION - Grades 3-5

Open to members in grades 3-5 enrolled in Clothing Project or similar program.

<b>Premiums:</b>	<b><u>1ST</u></b>	<b><u>2ND</u></b>	<b><u>3RD</u></b>	<b><u>4TH</u></b>
All Lots	\$1.60	\$1.40	\$1.20	\$1.00

#### LOT:

1. Simple sewn accessory
2. Elastic or drawstring waist skirt, not a pant skirt, with no zipper
3. Vest
4. Simple flat toy
5. Knit T-shirt
6. Purse or tote bag
7. Simple shorts or pants for sleeping
8. Simple nightgown or nightshirt
9. Simple pajamas
10. Apron
11. Simple garment for infant/preschool child
12. Simple sewn article to be used for garment care
13. Simple skirt with zipper - no lining
14. Jumper
15. Simple dress
16. Blouse or shirt
17. Pants or sweatpants
18. Shorts or pant skirt
19. Remodeled or remade garment (include description or what was done, with photo or drawing, if appropriate)
20. Jean purse
21. Fleece sweatshirt
22. Simple jacket
23. Costume
24. A sewing project that helps the environment or demonstrates "green living"
25. Pillowcase
26. Any other project not listed

### CLASS BA - INTERMEDIATE CLOTHING CONSTRUCTION - grades 6-8

Open to members grades 6-8 enrolled in the Clothing Project or similar program.

<b>Premiums:</b>	<b><u>1ST</u></b>	<b><u>2ND</u></b>	<b><u>3RD</u></b>	<b><u>4TH</u></b>
All Lots:	\$2.00	\$1.80	\$1.60	\$1.40

1. Pants or shorts for sleepwear
2. Nightgown or nightshirt
3. Robe
4. Pajamas (must be two pieces)
5. Shorts or pant skirt
6. Outfit for a doll
7. Blouse or shirt
8. Vest
9. Skirt without zipper
10. Skirt with a zipper
11. T-shirt
12. Garment for a preschool child
13. Garment for an elementary age child (grades K-5)
14. Bag, such as a purse, tote, waist pouch, make-up, jewelry holder or garment bag
15. Pants - no zipper
16. Dress
17. Jumper
18. Jacket - unlined
19. Jacket - lined
20. Fleece sweatshirt
21. Remodeled or remade garment (include description of what was done, with photo or drawing if appropriate)
22. Pants - zipper closure
23. Costume
24. Something you have made to donate to a charity. **3x5" card** must specify charity.
25. A sewing project that helps the environment or demonstrates "green living"
26. Pillowcase
27. Simple garment for 1 or 2 years in the project
28. Any other project not listed

**CLASS CA - ADVANCED CLOTHING CONSTRUCTION-Grades 9 and up**

Open to members grades 9 and up enrolled in the Clothing Project or similar program.

<b>Premiums:</b>	<b><u>1ST</u></b>	<b><u>2ND</u></b>	<b><u>3RD</u></b>	<b><u>4TH</u></b>
All Lots	\$2.40	\$2.20	\$2.00	\$1.80

LOT:

1. Nightgown or nightshirt
2. Pants or shorts for sleepwear
3. Pajamas (2 pieces)
4. Robe
5. Beachwear
6. Lingerie
7. Bag, such as a purse, tote, waist pouch, make-up bag, jewelry holder or garment bag
8. Garment for a preschool child
9. Garment for an elementary-age child (grades K-5)
10. Garment for a middle school student (grades 6-8)
11. Woven fabric blouse or shirt
12. Knit blouse or shirt
13. Skirt - no lining

14. Skirt with a lining
15. Jumper
16. Dress
17. Sportswear (at least 2 pieces to make a total outfit - not a dress)
18. Blouse or shirt with skirt
19. Pants - elastic waisted or drawstring
20. Pants with a zipper
21. Sweatshirt
22. Unlined jacket or coat
23. Lined jacket or coat
24. Remodeled or remade garment (include description of what was done, with photo or drawing if appropriate)
25. Garment for an adult
26. Toy
27. Party dress
28. Suit (pants or skirt)
29. Costume
30. Something you have sewn to donate to a charity - 3x5" card must specify charity.
31. A sewing project that helps the environment or demonstrates "green living"
32. Simple garment for 1 or 2 years in the project
33. Any other project not listed

**CLASS EA-1 - LOOKING GOOD - INSIDE & OUT - grades 3-5**

**CLASS EA-2 - LOOKING GOOD – INSIDE & OUT – grades 6-8**

Open to members enrolled in Clothing and Looking Good Projects or similar program area.

Do NOT re-enter Looking Good exhibits from Clothing Revue. Must be a different Looking Good exhibit.

<u>Premiums:</u>	<u>1ST</u>	<u>2ND</u>	<u>3RD</u>	<u>4TH</u>
Lots 1-6	\$1.40	\$1.20	\$1.00	\$ 0.80
Lots 7-11	\$1.60	\$1.40	\$1.20	\$1.00

**LOT:**

1. Write your own "I Am Lovable and Capable" story.
2. Create paper dolls to illustrate line illusions.
3. Create or decorate bows, shoes and/or accessories.
4. Flash cards identifying different fibers and weaves.
5. Adaptation of Laundry Basket game.
6. Suitcase survival display with chart showing different wardrobe combinations.
7. Embellish a t-shirt or sweatshirt. (See rule #6.)
8. Quality Counts display showing two quality levels of the same LOT.
9. Clothing first aid kit.
10. Purchased garment. (See rule #6.)
11. Any other related exhibit or display not listed above.

**CLASS EA-3 - LOOKING GOOD - INSIDE & OUT – grades 9 and up**

Open to members enrolled in Clothing and Looking Good Projects or similar program area.

Do NOT re-enter Looking Good exhibits from Clothing Revue. Must be a different Looking Good exhibit.

<u>Premiums:</u>	<u>1ST</u>	<u>2ND</u>	<u>3RD</u>	<u>4TH</u>
Lots 1-6	\$1.40	\$1.20	\$1.00	\$0.80
Lots 7-12	\$1.60	\$1.40	\$1.20	\$1.00

**LOT:**

1. Poster describing your clothing "image" along with pictures or drawings of outfit.
2. Critique of "before" and "after" makeovers found in the media.
3. Develop your own personal color chart.
4. Poster revealing how an historical costume influenced something we wear today.
5. Analyze the advantage of cash vs. credit for a specific clothing related item.

6. Analyze the cost per wear of three different types of clothing.
7. Do research and background on clothing related careers.
8. Clothing inventory and identify needed purchases.
9. Share results of stain removal or textile experiment.
10. Purchased ensemble, 2 or more pieces, accessories not part of ensemble. (See rule #6.)
11. Recycled garment made by changing, adding, etc. Include description of what was done with photo or drawing if appropriate. (See rule #6.)
12. Any other related exhibit or display not listed above.

## Department 26-B - Clothing Revue

The Clothing Revue is held BEFORE the fair.

\*See also 17-B and 27-C\*

1. Entries due as specified in 4-H newsletter (Clover Leaves) or other correspondence.
2. Clothing Project Members (Dept. 26B), may enter items of clothing construction (not Looking Good exhibits) which have been entered in the Clothing Revue in appropriate Clothing Departments at the fair.
3. Every member in Eau Claire County enrolled in the **Youth Development** or Clothing Project or similar program is encouraged to enter the Clothing Revue.
4. Entries to be constructed this project year.
5. Members who have won Clothing Revue placing for the State Fair in previous contests are eligible to represent the County at the State Fair again provided it is not two consecutive years, or if extra spaces exist.
6. Construction entries will be judged on (a) suitability of garment to individual and purpose as to color and design;
7. (b) general appearance - neatness, posture, fit; (c) construction to the extent that it affects general appearance; (d) suitability of accessories. Exhibits will be placed according to the merit of the exhibit as determined by the judge. (This system will allow variation from modified Danish placement requirements, by allowing exhibits to be placed according to their actual worth).
8. Looking Good entries will be judged on suitability of garment and accessories, general appearance, value and knowledge of selection factors. Looking Good exhibits must be accompanied by a completed information form available from the fair office.
9. Items entered in Looking Good at Clothing Revue can NOT be re-entered at the Fair. These must be
10. DIFFERENT exhibits.
11. An individual is allowed THREE ENTRIES ONLY per class.
12. All participants in the Clothing Revue must model one garment at the Fair Entertainment Style Show in order to receive their premium money.
13. Looking Good Project garments or garments made for another individual are not eligible for State Fair.
14. Only Blue-Ribbon garments are eligible for champion ribbons.
15. **Please write your pre-fair entries on your fair entry form so you can receive premium!**

### CLASS AB - BEGINNING CLOTHING CONSTRUCTION – grades 3-5

<u>Premiums:</u>	<u>1ST</u>	<u>2ND</u>	<u>3RD</u>	<u>4TH</u>
All Lots	\$1.60	\$1.40	\$1.20	\$1.00

#### LOT:

- |                         |  |
|-------------------------|--|
| 1. Skirt                | 5. Shorts or pant skirt                              |
| 2. Jumper or dress      | 6. Vest  |
| 3. Shirt, top or blouse | 7. Sleepwear   |
| 4. Pants                | 8. Other garment that is major part of total costume |

### CLASS BB - INTERMEDIATE CLOTHING CONSTRUCTION – grades 6-8

<u>Premiums:</u>	<u>1ST</u>	<u>2ND</u>	<u>3RD</u>	<u>4TH</u>
All Lots	\$1.80	\$1.60	\$1.40	\$1.20

#### LOT:

1. Blouse, shirt, or vest with skirt
2. Blouse or shirt, with jumper
3. Blouse, shirt, or vest with pants or shorts
4. Dress
5. Sportswear (at least 2 pieces to make a total outfit - not a dress).
6. Costume
7. Sleepwear
8. Simple garment for 1 or 2 years in the project
9. Other garment for self (comprises a total costume)

**CLASS CB - ADVANCED CLOTHING CONSTRUCTION – grades 9 and up**

<u>Premiums:</u>	<u>1ST</u>	<u>2ND</u>	<u>3RD</u>	<u>4TH</u>
Class CB	\$2.40	\$2.00	\$1.80	\$1.60

**LOT:**

1. Dress
2. Garment for party wear
3. Pants outfit
4. Sportswear (At least 2 pieces to make a total outfit - not a dress)
5. Sleepwear
6. Skirt or jumper with blouse
7. Garment for another individual
8. Coat or suit
9. Costume
10. Other garment for self (comprising total costume)
11. An ensemble - suit with blouse, etc.
12. Article of clothing made over, with card indicating what was done and why, include photo if appropriate
13. Active athletic wear
14. Winter vest or jacket
15. Simple garment for 1 or 2 years in the project

**CLASS EB-1 - LOOKING GOOD - Grades 3 - 5**

**CLASS EB-2 - LOOKING GOOD - Grades 6 - 8**

**CLASS EB-3 - LOOKING GOOD - Grades 9 and up**

Open to Looking Good Project members. Items entered in this class at the Clothing Revue CANNOT be re-entered at the Fair. These must be DIFFERENT exhibits.

<u>Premiums:</u>	<u>1ST</u>	<u>2ND</u>	<u>3RD</u>	<u>4TH</u>
Class EB	\$1.40	\$1.20	\$1.00	\$.80

**LOT:**

1. Purchased garment - sportswear or casual outfit
2. Purchased garment - dressy outfit
3. Embellished purchased garment

## Department 27-A - Knitting

Open to members enrolled in knitting project or similar program. Articles must have been completed since last year's fair.

Conference Judged

**Check Fair Schedule for judging times, REGISTER FOR JUDGING times on Sign-up Genius on the Eau Claire County Fair website.**

All exhibits must be accompanied by a **3"x5" card** stating fiber content, cost to make, care, changes made in pattern, pattern gauge, needle size, and number of years knitting experience. **Items without a card will result in loss of premium.**

**Class AA-1 - Knitting - Grades 3 – 5**

**Class AA-2 - Knitting - Grades 6 – 8**

**Class AA-3 - Knitting - Grades 9 and up**

<u>Premiums:</u>	<u>1ST</u>	<u>2ND</u>	<u>3RD</u>	<u>4TH</u>
Lots 1-4	\$1.60	\$1.40	\$1.20	\$1.00
Lots 5-13	\$2.00	\$1.80	\$1.60	\$1.20
Lots 14-22	\$2.40	\$2.20	\$2.00	\$1.80
Lot 23	\$1.50	\$1.50	\$1.50	\$1.50

### **LOT:**

1. Spool knit item (class AA-1 ONLY)
2. Hat
3. Scarf
4. 2 needle mittens
5. Slippers
6. Purse
7. Simple sweater
8. Vest
9. Pillow
10. A felted item
11. Shawl
12. Poncho
13. One pair 4 needle mittens
14. One pair 4 needle socks
15. Raglan pullover or cardigan; one yarn; may have pattern or embroidery
16. Set in sleeve pullover or cardigan, one yarn; may have pattern or embroidery
17. Pullover or cardigan with mixed colors, carrying yarn
18. Pullover or cardigan with mixed colors, bobbin knitting
19. Afghan at least 27"x27"
20. Wall hanging
21. Garment combining knitting and fabric (Class AA-3 ONLY)
22. Knitting Set - 2 or more matched articles intended for use as a set (placemats, sweater set, etc.)
23. A knitting project which helps the environment or demonstrates "green living"
24. Something you have made to donate to a charity. **3x5" card** must specify charity.
25. Any other



## Department 27-B – Crocheting

Articles must have been completed since last year's fair. Open to members enrolled in crocheting project or similar program. There is no limit on number of entries.

Conference Judged

**Check Fair Schedule for judging times, REGISTER FOR JUDGING times on Sign-up Genius on the Eau Claire County Fair website.**

All exhibits must be accompanied by a **3"x5" card** stating fiber content, cost to make, care, pattern gauge, hook size, changes made in pattern, and number of years crocheting experience. **Items without a card will result in loss of premium.**

**CLASS AB-1 - CROCHETING - Grades 3 - 5**

**CLASS AB-2 - CROCHETING - Grades 6 - 8**

**CLASS AB-3 - CROCHETING - Grades 9 and up**

Premiums:	<u>1ST</u>	<u>2ND</u>	<u>3RD</u>	<u>4TH</u>
Lots 1-6	\$1.60	\$1.40	\$1.20	\$1.00
Lots 7-15	\$2.00	\$1.80	\$1.60	\$1.40
Lots 16-22	\$2.40	\$2.20	\$2.00	\$1.80
Lot 23	\$1.50	\$1.50	\$1.50	\$1.50

### LOT:

1. Potholders (2)
2. Headband
3. Scarf
4. Hat
5. Dishcloth
6. Decorations, set of 4 (lapel pin, magnets, etc.).
7. Mittens
8. Slippers
9. Toy
10. Purse
11. Doily
12. A felted item
13. Hairpin lace article
14. Afghan at least 27"x27"
15. Vest
16. Poncho
17. Sweater
18. Shawl
19. Crocheted Set - 2 or more matched articles intended for use as a set (placemats, sweater set, etc.)
20. Garment combining crocheting and fabric (Class AB-3 only)
21. Something you have made to donate to a charity. **3x5" card** must specify charity.
22. A crocheting project that helps the environment or demonstrates "green living"
23. Any other article not listed

**CLASS BB-1 - TATTING - Grades 3 - 5**

**CLASS BB-2 - TATTING - Grades 6 - 8**

**CLASS BB-3 - TATTING - Grades 9 and up**

### LOT:

1. Tatted lace or edging
2. Any other tatted article

## Department 27-C - Clothing Revue - Knitting & Crocheting

The Clothing Revue is held before the fair.

\*See also 17-B and 26-B\*

1. Entries due as specified in 4-H newsletter (Clover Leaves) or other correspondence.
2. Items of clothing which have been entered in the Clothing Revue are eligible to be entered as Knitting/Crocheting Department entries at the fair.
3. Every member in Eau Claire County enrolled in the Knitting and Crocheting Projects or similar programs are encouraged to enter the Clothing Revue.
4. The garment should have been completed this project year.
5. Members who have won Clothing Revue placing for the State Fair in previous contests are eligible to represent the county at the State Fair again provided it is not two consecutive years.
6. Entries will be judged on (a) suitability of garment to individual and purpose as to color and design; (b) general appearance - neatness, posture, fit; (c) construction to the extent that it affects general appearance; (d) suitability of accessories. Exhibits will be placed according to the merit of the exhibit as determined by the judge. (This system will allow variation from modified Danish placement requirements, by allowing exhibits to be placed according to their actual worth).
7. An individual is allowed THREE ENTRIES ONLY in the Clothing Revue.
8. Garments are to be brought to the Fair for display.
9. Only Blue-ribbon garments are eligible for champion ribbons.
10. **Please write your pre-fair entries on your fair entry form so you can receive premium!**

**CLASS AC-1 - KNITTING - Grades 3-5**

**CLASS AC-2 – KNITTING – Grades 6-8**

**CLASS AC-3 - KNITTING - Grades 9 and up**

**CLASS AC-4 - CROCHETING - Grades 3-5**

**CLASS AC-5 – CROCHETING – Grades 6-8**

**CLASS AC-6 - CROCHETING - Grades 9 and up**

<b><u>Premiums:</u></b>	<b><u>1ST</u></b>	<b><u>2ND</u></b>	<b><u>3RD</u></b>	<b><u>4TH</u></b>
Lot 1-2	\$1.60	\$1.40	\$1.20	\$1.00
Lot 3	\$2.00	\$1.80	\$1.60	\$1.40
Lot 4	\$2.40	\$2.20	\$2.00	\$1.80

**LOT:**

1. Accessory ensemble with 3 pieces such as hat, scarf, leg warmers, mittens, etc.
2. Simple garment that comprises a major part of the total costume such as poncho, vest, skirt.
3. Intermediate garment that comprises a major part of the total costume such as set-in sleeve pullover cardigan, buttonhole raglan cardigan.
4. Advanced garment that comprises a total costume such as dress, suit, sweater, coat.

## Department 28-A - Home Furnishings

Open to members enrolled in Home Environment Project or similar program. All curtains, wall hangings and bulletin boards must have hangers or rods and be ready to hang. There is no limit on number of entries. All articles must be made by exhibitor or arranged by the exhibitor when arrangement is called for or refinished by exhibitor when refinishing is called for.

Conference Judged

**Check Fair Schedule for judging times, REGISTER FOR JUDGING times on Sign-up Genius on the Eau Claire County Fair website.**

<u>Premiums:</u>	<u>1ST</u>	<u>2ND</u>	<u>3RD</u>	<u>4TH</u>
<b>Class AA -Grades 3-5</b>	\$1.40	\$1.20	\$1.00	\$0.80
<b>Class BA- Grades 6-8</b>	\$1.60	\$1.40	\$1.20	\$1.00
<b>Class CA-Grades 9 &amp; up</b>	\$2.00	\$1.80	\$1.60	\$1.40

1. Decorative pillow
2. Decorative pillow using advanced design and application technique (**Class CA ONLY**)
3. Kitchen accessories, such as placemats, appliance covers, decorative towels
4. Curtains or window treatments, ready to display
5. Desk item(s) or bulletin board
6. Small, refinished article from current year with a statement and/or pictures of work done
7. Large, refinished article from current year with a statement and/or pictures of work done
8. Recycled or remade item - description of what was done with a photo or drawing
9. Handmade rug
10. Flower arrangement - dried, artificial, or natural plant material
11. Creative plant or floral arrangement container
12. Accessory from nature
13. Wall hanging or mobile
14. Stuffed animal for a bed
15. Quilt, bedspread, coverlet, or quillow
16. Decorative item or accessory with stitchery
17. Christmas decoration, not an ornament
18. Plan for keeping a room neat (**Class AA ONLY**)
19. Before and after pictures of any room showing how you organized and accessorized it
20. Floor plan of a room in your home and a paragraph about the space in the room
21. Poster about line, shape, or form as related to room design
22. Poster illuminating color scheme for a room. Creatively arrange color swatches. Explain which room you chose and why the color combination was chosen.
23. Poster explaining one or more principles of design
24. Photo or sketch of accessories you've selected for a room in your home and their placement.
25. Tablecloth, table runner
26. Fleece blanket
27. A home furnishing exhibit which helps the environment or demonstrates "green living"
28. Any other project not listed
29. Pillowcase

## Department 28-B Quilting

**NOTE: QUILTING IS DEFINED AS HAVING THREE LAYERS JOINED TOGETHER BY SOME METHOD (HAND RUNNING STITCH, MACHINE STITCH, OR TYING)**

**PIECED ITEMS NOT QUILTED SHOULD BE ENTERED ELSEWHERE.**

There is no limit on number of entries. All quilting entries must be accompanied by a **3" x 5" card** stating pattern source, fiber content and intended use.

Conference Judged

**Check Fair Schedule for judging times, REGISTER FOR JUDGING times on Sign-up Genius on the Eau Claire County Fair website.**

**CLASS AB-1 - QUILTING - Grades 3 - 5**

**CLASS AB-2 - QUILTING - Grades 6 - 8**

**CLASS AB-3 - QUILTING - Grades 9 and up**

<u>Premiums:</u>	<u>1ST</u>	<u>2ND</u>	<u>3RD</u>	<u>4TH</u>
Lots: 1-8; 17-21	\$1.60	\$1.40	\$1.20	\$1.00
9-16	\$2.40	\$2.00	\$1.80	\$1.60

### **LOT:**

1. Kitchen article (potholders, appliance cover, etc.)
2. Table runner
3. Pillow - Machine quilted (Quilt must be made by exhibitor, and machine quilting is done by the exhibitor)
4. Pillow-Machine quilted (Quilt must be made by exhibitor, and machine quilting is done by someone other than the exhibitor)
5. Pillow - Hand quilted
6. Article of clothing (apron, vest, scarf, etc.)
7. Wall hanging - machine quilted (Quilt must be made by exhibitor, and machine quilting is done by the exhibitor)
8. Wall Hanging - machine quilted (Quilt must be made by exhibitor, and machine quilting is done by someone other than the exhibitor)
9. Wall hanging - hand quilted
10. Purse
11. Quilt (no larger than 4'x4') machine quilted (Quilt must be made by exhibitor, and machine quilting is done by the exhibitor)
12. Quilt (no larger than 4'x4') machine quilted (Quilt must be made by exhibitor, and machine quilting is done by someone other than the exhibitor)
13. Quilt (no larger than 4'x4') hand quilted
14. Quilt (no larger than 4'x4') hand tied
15. Quilt (no larger than 4'x4') long-arm quilted (Quilt must be made by exhibitor, and long-arm quilting is done by the exhibitor)
16. Quilt (no larger than 4'x4') long-arm quilted (Quilt must be made by exhibitor, and long-arm quilting is done by someone other than the exhibitor)
17. Quilt (larger than 4'x4') machine quilted (Quilt must be made by exhibitor, and machine quilting is done by the exhibitor)
18. Quilt (larger than 4'x4') machine quilted (Quilt must be made by exhibitor, and machine quilting is done by someone other than the exhibitor)
19. Quilt (larger than 4'x4') hand quilted
20. Quilt (larger than 4'x4') hand tied
21. Quilt (larger than 4'x4') long-arm quilted (Quilt must be made by exhibitor, and long-arm quilting is done by the exhibitor)
22. Quilt (larger than 4'x4') long-arm quilted (Quilt must be made by exhibitor, and long-arm quilting is done by someone other than the exhibitor)
23. Poster showing techniques, terminology, history or research
24. Scrapbook - history or collection
25. A quilted exhibit which helps the environment or demonstrates "green living"
26. Any other item not listed above - machine quilted
27. Any other item not listed above - hand quilted

## Department 29A - Family Living

Open to members enrolled in Child Development Project or similar program. No limit to number of entries. Attach to exhibit a **3" x 5" card** telling sex, age, interests of child or children for whom your exhibit intended and also include any information specified in item description. **Items without card will result in loss of premium.**

Conference Judged

**Check Fair Schedule for judging times, REGISTER FOR JUDGING times on Sign-up Genius on the Eau Claire County Fair website.**

<u>Premiums:</u>	<u>1ST</u>	<u>2ND</u>	<u>3RD</u>	<u>4TH</u>
All Classes	\$1.40	\$1.20	\$1.00	\$.80

### CLASS A - CHILD DEVELOPMENT - Grades 3-5

#### LOT:

1. One learning game or toy made by exhibitor
2. Wooden toy made by exhibitor
3. Mobile for child's room made by exhibitor
4. Storybook for a child with explanation of what age child it is for and why you selected it.
5. Cloth book you have made to help child learn the alphabet, numbers, colors, shapes, etc.
6. Puppet with a story (make puppet to go with selected story or write story for a puppet you made or selected)
7. Puzzle made by exhibitor
8. Travel or babysitting kit for preschool age including selected activities or toys.
9. Something you have made to donate to a charity. 3x5" card must specify charity.
10. Any other

### CLASS B - CHILD DEVELOPMENT - Grades 6-8

#### LOT:

1. Learning game for 2-6-year-old with explanation of why it is appropriate
2. \*Develop two learning activities or two toys or one learning activity and one toy for 2-6-year-old.
3. Make a child's puppet with a script that teaches one of the following: friendship, honesty, loyalty, justice or any other personal value.
4. Safety poster or exhibit.
5. Design and make a mobile for a child's room. Focus on simple ideas like color, shape or size.
6. Essay or story on your visit to a professional childcare facility.
7. Story book that you have written and illustrated with drawing or photograph for a child.
8. Poster display or item teaching awareness of strangers, abuse, neglect and other current childcare concerns.
9. Travel or babysitting kit for preschool age including selected activities or toys.
10. Something you have made to donate to a charity. **3x5" card** must specify charity.
11. Any other

### CLASS C-CHILD DEVELOPMENT – Grades 9 and up

#### LOT:

1. Learning game for 2-6-year-old with explanation of why it is appropriate
2. \*Develop two learning activities or two toys or one learning activity and one toy for 2-6-year-old.
3. Make a child's puppet with a script that teaches one of the following: friendship, honesty, loyalty, justice or any other personal value.
4. Safety poster or exhibit.
5. Design and make a mobile for a child's room. Focus on simple ideas like color, shape or size.
6. Essay or story on your visit to a professional childcare facility.
7. Story book that you have written and illustrated with drawing or photograph for a child.
8. Poster display or item teaching awareness of strangers, abuse, neglect and other current childcare concerns.
9. Travel or babysitting kit for preschool age including selected activities or toys.
10. Something you have made to donate to a charity. **3x5" card** must specify charity.
11. Any other

## Department 31A - Communications and Demonstrations

**The Demonstration Contest will be held in the winter.** Specific information regarding event date and entry requirements/ deadlines will be published in the 4-H Clover Leaves newsletter. The Demonstration Contest is open to all eligible to participate in the junior fair activities in Eau Claire County. Subjects for demonstrations should be in keeping with projects or activities carried by the member or one carried in previous years. Individuals or teams may not give a demonstration on the same topic in consecutive years. All demonstrators must bring their own supplies and equipment for their demonstration. The Extension Office will provide space, easels, and tables for demonstration.

Other equipment is available upon request. **Please write your pre-fair entries on your fair entry form so you can receive premium!**

Demonstrators who have represented the County at the State Fair in previous years are eligible again provided the representation does not occur in consecutive years.

**CLASS A** – grades 3-5 (Maximum time 4-5 minutes)

**CLASS B** – grades 6-8 (Maximum time 6-10 minutes)

**CLASS C** – grades 9 and up (Maximum time 8-15 minutes)

Demonstration - Showing and telling the audience how to make or do something. Presents information through actions with an explanation. Has an introduction, body and conclusion followed by a time to answer questions. Length determined by your age group (see above).

Action Center - Sharing ideas or showing how to do a skill in an informal way. The audience may participate and ask questions throughout the entire demonstration. The demonstrator converses with the audience who are standing around the demonstration area. Audience participates by talking with demonstrator, trying things, doing, tasting, judging, or asking questions. Handouts may be used (instructions, recipes, etc.) Posters or pictures can be used. 15-30 minutes regardless of age.

Illustrated Talk - Presents information with the use of visual aids such as maps, charts, posters, graphs, pictures, slides or models. Has an introduction, body, conclusion and a time to answer questions. Length determined by your age group (see above).

<b>Premiums:</b>	<b><u>1ST</u></b>	<b><u>2ND</u></b>	<b><u>3RD</u></b>	<b><u>4TH</u></b>
Per Demonstrator	\$2.60	\$2.00	\$1.60	\$1.20

(Except Cloverbuds Youth Development)

### **LOT:**

1. Individual Demonstration
2. Team Demonstration (2 or more demonstrators)
3. Action Center - Individual
4. Action Center Team (2 or more demonstrators)
5. Individual Illustrated Talk
6. Team Illustrated Talk (2 or more demonstrators)

### **Recognition**

- Certificate for each participant.
- Top demonstration in the middle or high school category will also represent Eau Claire County at the State Fair (must be at least 12 years of age)

<b>Premiums:</b>	<b><u>1ST</u></b>	<b><u>2ND</u></b>	<b><u>3RD</u></b>	<b><u>4TH</u></b>
Class F thru H	\$1.60	\$1.40	\$1.20	\$1.00

**The following are open to members enrolled in Speaking, Communications and Creative Writing or similar program.**

**CLASS F-1 - SPEAKING - open to members in grades 3 - 5**

**CLASS F-2 - SPEAKING - open to members in grades 6 – 8**

**CLASS F-3 - SPEAKING - open to members in grades 9 and up.**

**Posters must be 14" x 22"**

**LOT:**

1. A collection of two or more items that document how you planned your speech. These could include speech planning worksheet, list of references, speech outline, note cards, etc.
2. A poster of stress reduction tips and suggestions for dealing with speech anxiety.
3. A video or audio recording of you practicing your speech with a short note describing what you noticed when you listened to the recording. (provide on a flash drive)

**CLASS G-1 - COMMUNICATIONS (VOICES FROM THE PAST AND IT'S ALL IN THE FAMILY)**

**- open to members grades 3 - 5**

**CLASS G-2 - COMMUNICATIONS (VOICES FROM THE PAST AND IT'S ALL IN THE FAMILY)**

**- open to members grades 6 - 8**

**CLASS G-3 - COMMUNICATIONS (VOICES FROM THE PAST AND IT'S ALL IN THE FAMILY)**

**- open to members grades 9 and up**

**Posters must be 14" x 22"**

**LOT:**

1. A photo exhibit, scrapbook or collage about the things you discovered from a person you interviewed.
2. An exhibit, including photos and any other items you've gathered that relate to the project.
3. A report, essay, or computer document about a person you interviewed.
4. A poster or collage that illustrates things families can do together instead of watching television.
5. A scrapbook or notebook about books people in the family have read and talked about together.
6. A family scrapbook of special events; birthday book; holiday book; or any other family journal that was created by two or more family members. Tell which family members helped and what each did.

**CLASS H-1 - CRAZY ABOUT BOOKS AND CREATIVE WRITING - open to members grades 3 – 5**

**CLASS H-2 - CRAZY ABOUT BOOKS AND CREATIVE WRITING - open to members grades 6 – 8**

**CLASS H-3 - CRAZY ABOUT BOOKS AND CREATIVE WRITING - open to members grades 9 and up Posters must be 14" x 22"**

**LOT:**

1. A handwritten "common place book"
2. A collection of original poetry including at least one of the following: "found poem", nature poem, cinquaine, "telephone or vertical poem," or any other original poem. A collection should be 4 or more poems.
3. A poster about proper e-mail "etiquette."
4. A personal essay about why you keep a journal or diary.
5. A handmade "few kind words" book.
6. An original book review about your favorite book.
7. An original cover illustration for one of your favorite books. (**Attach a 3x5 card** explaining why you chose this as a cover and how it pertains to the book).
8. A poster illustrating your top 10 favorite books ever read.
9. A recording of yourself reading a children's book to a child, and note about who it was intended for, include book. (provide on a flash drive)
10. Any other piece of original creative writing (poem, short story, or play). Writing should be double spaced.
11. Nonfiction

## Dept. 32-B - Fair Entertainment

See Fair Schedule for time and date (Friday night)

### Rules:

1. Any club may have more than one entry but not more than 1 entry per lot number.
2. Clubs may combine to produce acts.
3. Any act may contain any number of performers (with a MINIMUM number of THREE performers per act)
4. No act may run more than 10 minutes (keep time appropriate to the act).
5. Drama & Music Festival numbers may be used.
6. Good taste and wholesome choices are a MUST for all acts.
7. **Premiums paid only to clubs or organizations who turn in entry information on their club's fair entry form!**

### Premiums:

All Lots

1ST  
\$20.00

2ND  
\$15.00

3RD  
\$10.00

### CLASS AB - FAIR ENTERTAINMENT LOT:

#### 1. Youth Lip Sync or Air Jam

##### Judged On:

Lip Sync (20)

Appearance (15)

Originality (15)

Instruments (homemade) (10)

**Total 60 points possible**

#### 2. Youth Skit or Stand-up Comedy Act

##### Judged On:

Originality (25)

Material (20)

Appearance (15)

**Total 60 points possible**

#### 3. Youth Musical or Play

##### Judged On:

Originality (25)

Material (20)

Appearance (15)

**Total 60 points possible**

#### 4. Family & Adult Division (Variety) - some or all of the performers to be adults (No premium—Ribbon only)

##### Judged On:

Originality (25)

Material (20)

Appearance (15)

**Total 60 points possible** (5 points given for having the courage to perform!)

Please enter only those acts which will  
**ACTUALLY PERFORM** at Fair  
Entertainment.  
Email: [eauclairefair@gmail.com](mailto:eauclairefair@gmail.com) if you  
would like to participate.



## Department 33-A - Youth Leadership

Open to members enrolled in the Youth Leadership project or similar program. **All posters are to be 14"x22"**.

<b>Premiums:</b>	<b><u>1ST</u></b>	<b><u>2ND</u></b>	<b><u>3RD</u></b>	<b><u>4TH</u></b>
Lots 1-15	\$2.40	\$2.00	\$1.60	\$1.20
Lot 16	\$1.50	\$1.50	\$1.50	\$1.50

Limit 5 entries.

**CLASS AA-1 - BEGINNER UNIT - Grades 3-5**

**CLASS AA-2 - APPRENTICE UNIT - Grades 6-8**

**CLASS AA-3 - TEEN LEADER UNIT – Grades 9 and up**

### **LOT:**

1. Display on Parliamentary Procedure.
2. Poster of your Youth Leadership Project
3. Plan, diary, digital presentation (if you print it out), etc. of your Youth Leadership Project
4. Poster of an event in your Youth Leadership Project
5. Plan, diary, digital presentation (if you print it out), etc. of an event in your Youth Leadership Project
6. Essay or story on your Youth Leadership Project
7. Lesson plan(s) you have developed for teaching a project meeting
8. Visual aid or learning activity you have developed for teaching a project meeting
9. Poster promoting 4-H
10. Secretary's book you completed for your club or county office this year.
11. Treasurer's financial record you completed for your club or county office this year.
12. Scrapbook/Historian's book you completed for your club or county office this year.
13. Any other workbook related to a club or county office you held this year.
14. Display, diary or story on a community service project you led or helped to lead.
15. Poster on a community service project you led or helped to lead.
16. Display, diary or story on a trip in which you participated such as Wisconsin 4-H and Youth Conference, Interstate Exchange or Citizenship Washington Focus.
17. Poster on a trip in which you participated such as Wisconsin 4-H and Youth Conference, Interstate Exchange, American Spirit, or Citizenship Washington Focus.
18. Exhibit describing a trip in which you participated such as Wisconsin 4-H and Youth Conference, Interstate Exchange, American Spirit, or Citizenship Washington Focus.
19. An item you have made or used to do charitable work. Include information on the charity, and what you did.
20. A project you have led that helps the environment or demonstrates "green living".
21. Any other exhibit related to youth leadership.

## Department 33-B - Self Determined and Science Explorations

### RULES:

1. Open to ~~4-H members~~ Exhibitor's enrolled in the self-determined project, science discovery, geospatial, or similar programs.
2. Limit five entries per exhibitor in each class.
3. A self-determined project is one that you design yourself by establishing your own goals and strategies or plans of action. You should **NOT** be exhibiting items here which could be exhibited in other departments.
4. **ALL POSTERS MUST BE 14X22.**

<b>Premiums:</b>	<b><u>1ST</u></b>	<b><u>2ND</u></b>	<b><u>3RD</u></b>	<b><u>4TH</u></b>
All Classes	\$2.40	\$2.00	\$1.60	\$1.20

**CLASS AB-1 - SELF-DETERMINED - Grades 3-5**

**CLASS AB-2 - SELF-DETERMINED - Grades 6-8**

**CLASS AB-3 - SELF-DETERMINED - Grades 9 and up**

### LOT:

1. An article you have made, include a written explanation of what you did
2. Report, scrapbook, log, video or picture story of what you have done and learned
3. Educational poster on some phase of your project
4. Exhibit depicting an experiment related to the project
5. Model related to the project, include a written explanation of what you did
6. An educational display related to the project
7. Exhibit stating goals/objectives of project
8. Original creative writing such as collections of poems, short stories, etc.
9. Collection, other than creative writing
10. Project made as a result of study at school, include a written explanation of what you did
11. A project which helps the environment or demonstrates "green living"
12. Any other exhibit related to the project, include a written explanation of what you did

**CLASS BB-1 - SCIENCE EXPLORATIONS - Grades 3 – 5**

**CLASS BB-2 - SCIENCE EXPLORATIONS - Grades 6 – 8**

**CLASS BB-3 - SCIENCE EXPLORATIONS - Grades 9 and up**

### LOT:

1. Exhibit (report, scrapbook, log, DVD, poster, picture story, etc.) recording your work in robotics.
2. A map or maps you have created using geospatial technology.
3. Exhibit (report, scrapbook, log, DVD, poster, picture story, etc.) recording your work with geospatial technology.
4. Lesson plan for teaching others how to use GPS technology.
5. Display describing a scientific experiment you have conducted.
6. Exhibit (report, scrapbook, log, DVD, poster, picture story, etc.) recording your work in a new area of scientific exploration.
7. An exhibit showing how you have used science, engineering or technology to help the environment or demonstrate "green living".
8. Any other exhibit related to geospatial technology or another area of scientific exploration.

## Department 34A - Health Science

Premiums:	<u>1ST</u>	<u>2ND</u>	<u>3RD</u>	<u>4TH</u>
Class A, Lot 1-4, 6	\$1.40	\$1.20	\$1.00	\$ .80
Class A - Lot 5	\$1.50	\$1.50	\$1.50	\$1.50
Classes B-D, F-H	\$1.40	\$1.20	\$1.00	\$ .80
Class E	<i>Ribbon only</i>			

Limit 5 entries per class. **All posters must be 14"x22"**.

### **CLASS A - ADOPT A FRIEND PROJECT**

Open to members enrolled in the Health Project or similar program.

#### **LOT:**

1. Diary or log you kept throughout the project.
2. Photo display or collage depicting activities with adopted friends and/or what was learned from the project.
3. Share about your efforts to teach your adopted friend(s) about recycling and how you helped them recycle.
4. Craft item made by your adopted friend and you.
5. Something you have made to donate to a charity. **3x5" card** must specify charity.
6. Any other item not listed above.

### **CLASS B - OUR FAMILY**

Open to members enrolled in the Health Project or similar program.

#### **LOT:**

1. Create 15 coupons ready to give to family and friends
2. Complete a family survey
3. Around a central theme, develop a family celebration. Display items you would select such as invitations, music, and quotes.
4. Create a VIP Board (Record of family members living at a distance).
5. Select and mount a family photo or make a photo display of your family. **Attach a 3"x5" card stating why you value your family.**
6. Make a Family Banner (paper or cloth)
7. Make a Family Scrapbook (Pictures and mementoes showing various things or traits family members have in common.)
8. An exhibit which shows how your family helps the environment or demonstrates "green living." Tell what each family member does to help.
9. Any other item not listed above.

### **CLASS C - THE BASICS**

Open to members enrolled in the Health Project or similar program.

#### **LOT:**

1. Create a "Healthy Sack Lunch" display.
2. Make a collage or photo display of nature scenes you find especially relaxing.
3. Make a fabric "Do Not Disturb" doorknob hanger.
4. Poster showing how to read nutrition information labels.
5. Poster showing how to look for and identify stress symptoms.
6. Analyze 10 food commercials and complete the survey on pages 11 and 12 of your project books. Display findings in a notebook.
7. Create a food log to reflect your family's intake following My Plate (MyPlate.gov) recommendations. Log should be kept for two weeks.
8. Design an ad for a food product.
9. Provide menus for six healthy meals.
10. Display of healthy snacks.

11. Any other item not listed above.

#### **CLASS D - HAPPINESS IS**

Open to members enrolled in the Health Project or similar program.

##### **LOT:**

1. Poster/display/diorama showing things that create child, teenage or adult worries.
2. Poster/display/diorama showing real fears and imaginary fears.
3. Photo display or collage of things that make you happy.
4. Gift item to make someone happy. Provide information describing why you made this item and how it makes someone happy.
5. Poster/display/diorama about a book that makes you happy.
6. Poster/display/story of a project to make others happy.
7. Any other item not listed.

#### **CLASS E - FAMILY TIMES**

Open to all families. The following entries are to be developed by your family members together and will be exhibited for a special ribbon award (no premium). **Each family member should list what part they did.**

##### **LOT:**

1. Display describing a favorite family tradition.
2. Display describing your family's heritage.
3. Scrapbook describing family traditions, celebrations or memories.
4. Display documenting a family trip.
5. Original song(s) or poem(s) which describes your family, or you have created together.
6. Any other item not listed.

#### **CLASS F - FUN WITH FRIENDS** - Page numbers refer to Health Project literature

1. Concept map (page 26)
2. Personal values crest or mural (page 38)
3. Poster illustrating ethnic diversity within my county, including demographics and countries of origin. (page 44)

#### **CLASS G - TEEN TALK** - Page numbers refer to Health Project literature

1. Poster or demonstration showing nutrient values of a fast-food meal (page 10)
2. Personal fitness plan, including endurance, strength and flexibility (page 12)
3. Poster or demonstration on pregnancy prevention; poster or demonstration on the cost of raising a baby (page 24)

#### **CLASS H - PREPARING FOR THE FUTURE** - Page numbers refer to Health Project literature

1. Personal resume (page 48)

## Dept. 32-A - Booths/Banners

### Clubs may enter a booth or a banner or both.

1. Booths/banners must represent work done in local club.
2. Exhibition booths/banners must be made by club members and leaders, NOT by club leaders alone.
3. Booths/banners must include representative work of club members, not work of one or two.
4. Booth/banner materials cannot be exhibited in other classes.
5. Booth/banner exhibits are open to any Eau Claire County recognized Youth Group, 4-H Club, 4-H Project Group, FFA Chapter, Youth Breed Club, Boy Scout or Girl Scout troop, etc.
6. Check booth information in *Clover Leaves* newsletter prior to the fair for booth dimensions.
7. NO SCREWS OR NAILS may be driven into booths. ALL STAPLES MUST BE REMOVED AT TAKEDOWN. If not removed, the responsible club will be charged.
8. NO MATERIALS for booths or banners will be furnished by fair, including sawhorses.
9. Booth/banner score card points will be used by judges in scoring. General comments will be written in.
10. Banner sizes - see information with lot number.

**\$2.00 entry fee applies for booths and/or banners.**

### Judging Criteria:

#### **Stopping Power 30 points**

Does it have a good theme?  
Is the main idea clearly defined? Does it stop the casual observer?

#### **Interest Holding Ability 30 points**

Does the exhibit give additional information clearly?  
Are the elements arranged neatly and in an interesting manner? Does the display relate to the theme?  
Is the display simple enough to avoid confusing ideas?

#### **Convincing Ability 30 points**

Did your display convince the observer?  
Do all elements of your display relate to the main idea of the exhibit? Is the information accurate and worthwhile?

#### **Mechanical Techniques 10 points**

Is the display too cluttered? Correct letter size?  
Pleasing color combination?  
Appropriate symbols and models?

### **CLASS AA-1 – BOOTHS (booth size is 4-foot x 4-foot x 4-foot)**

<b>Premiums:</b>	<b><u>1ST</u></b>	<b><u>2ND</u></b>	<b><u>3RD</u></b>	<b><u>4TH</u></b>		
		\$12.80		\$11.20	\$9.60	\$8.00

### **LOT:**

1. Promotional booth promoting your organization or group
2. Instructional or project booth describing a particular issue your club has worked on or a project your club has undertaken
3. Club booth highlighting your members.
4. Booth showing support to US Military

**CLASS AA-2 - BANNERS**

<u>Premiums:</u>	<u>1ST</u>	<u>2ND</u>	<u>3RD</u>	<u>4TH</u>
	\$8.00	\$6.00	\$4.00	\$2.00

**LOT:**

1. Club banner - approximately 3'x6'
2. General banner (4-H promotion, etc.) - approximately 3'x6'
3. Banner as signage for a fair department -- foods, photography, woodworking, etc. (Donation by your club to the fair. If your club is entering this lot number, contact the Extension Office to sign up for a specific department and to receive the necessary information regarding banner construction).
4. Banner showing support to US Military

**To enter a booth email:**  
[eauclairefair@gmail.com](mailto:eauclairefair@gmail.com)

*Updated 01/10/2021*







## 2022 Eau Claire County Fair Schedule:

### **Sunday, July 24**

12 - 5 PM Fair & Barn Set-Up

### **Monday, July 25**

4- 8 PM Project Drop-off, **Expo Building**

4 - 8 PM Conference Judging, **Expo Building**

8 PM Eau Claire County Coloring Contest Entries Due, **Fair Office**

8 PM Fair Lego Theme Contest Entries Due, **Expo Building**

### **Tuesday, July 26**

5 - 8 PM Rabbit Check-in, **Barn C**

8 - 5 PM Expo Judging, department's conference judged TBA, **Expo Building**

### **Wednesday, July 27**

9 AM Rabbit Show, **Tent Barn D**

9 AM Horse Pleasure Show, **Horse Arena**

2 PM Rocket Launch, **Large Outside Field**

3 – 8 PM Livestock & Poultry Check-in, **Barn A, C, & D**

### **Thursday, July 28**

8 - 4 PM Youth Development Judging, **Expo Building**

8:30 AM Small Animal/Cat Show, **Tent Barn D**

9 AM Beef Show, **Tent Barn A**

9:30 AM Poultry Show, **Tent Barn D**

12 - 8 PM Dairy Check-in, **Barn A**

3 PM Livestock Ultrasound, **Barn A & D**

### **Friday, July 29**

8 AM Swine Show, President's Class & Alumni Show, **Tent Barn D**

10 - 3 PM Blue Ribbon Youth Activities, **Blue Ribbon Tent**

10 – 3 Ask the Master Gardner Your Questions? **Blue Ribbon Tent**

2 PM Gymkhana, **Horse Arena**

4 PM Goat & Sheep Show, & President Class, **Tent Barn D**

6 PM Fair Entertainment, **Blue Ribbon Tent? or other activity**

5:30 - 8 PM Classic Car Show, **Large Outside Field**

### **Saturday, July 30**

9 AM Dairy Show, **Tent Barn A**

9 AM Dog Show, **Dog Arena**

11 - 2 PM K9 Dog, Bike Safety, Bike Rodeo, & Giveaway, **Blue Ribbon Tent**

12 PM Dairy President's Class, **Tent Barn A**

[Mounted Justice?](#)

10 - 3 PM Blue Ribbon Youth Activities, **Blue Ribbon Tent**

10 - 3 Ask the Master Gardner Your Questions? **Blue Ribbon Tent**

2 PM Military Color Guard Presentation, **Tribute Garden**

5 PM Livestock Auction, **Tent Barn D**

6 PM Livestock Sale of Champions, **Tent Barn D**

### **Sunday, August 31**

10 AM Small Animal Fun Day, **Barn C**

10 AM Friends of the Fair Silent Auction Ends, **Online**

11 - 2 PM Friends of the Fair Chicken Dinner, **Blue Ribbon Tent**

12 PM Cleghorn Lion's Bingo, **Blue Ribbon Tent**

2 PM FOF Tribute Garden Dedication & Recognition Ceremony, **Tribute Garden**

3 PM Friends of the Fair Silent Auction Pick-Up, **Expo Building**

4 PM Animals & Exhibits Released

4 - 5 PM Fair Entry Pick-up for the last name A – M, **Expo Building**

5 - 6 PM Fair Entry Pick-up for the last name N – Z, **Expo Building**

**Profiles Livestock Show Supply & Custom Embroidery will be on the grounds Thursday – Sunday**

Updated 1.10.2022

**2022 Eau Claire County Fair Schedule:**

**???**

Kindschi Pedal Pull

Fairly Fun Games – OYC is working on

Fair Olympics – OYC is working on

Fair Entertainment – OYC Working on



# SPROUTING WISCONSIN'S

» FUTURE LEADERS «



SPROUTING WISCONSIN'S

» FUTURE LEADERS «



SPROUTING WISCONSIN'S

» FUTURE LEADERS «

# SPROUTING

The word "SPROUTING" is written in a large, black, rounded, sans-serif font. Below each letter, there is a small illustration of a plant growing from a mound of dark soil. The plants progress from left to right, showing five distinct stages of growth: a tiny seedling with two leaves, a slightly larger seedling with two leaves, a seedling with two leaves and a small stem, a seedling with two leaves and a more developed stem, and a fully grown seedling with two leaves and a tall stem.

Wisconsin's Future Leaders



## Chapter ATCP 160

### COUNTY AND DISTRICT FAIRS

**Subchapter I — General Requirements and Definitions**

ATCP 160.01	Definitions.
ATCP 160.02	Premium requirements.
ATCP 160.03	Exhibition requirements.
ATCP 160.04	Junior fair division; general.
ATCP 160.05	Open division; general requirements.
ATCP 160.06	Senior citizens division; general requirements.
ATCP 160.07	Classes; general requirements.
ATCP 160.08	Class definitions; individual classes.
ATCP 160.09	Class definitions; group classes.

**Subchapter II — Open Division Classes**

ATCP 160.10	Premium lists.
ATCP 160.11	Dairy cattle; department 1.
ATCP 160.12	Beef cattle; department 2.
ATCP 160.13	Swine; department 3.
ATCP 160.14	Sheep; department 4.
ATCP 160.15	Goats; department 5.
ATCP 160.16	Equines; department 6.
ATCP 160.17	Poultry and poultry products; department 7.
ATCP 160.18	Rabbits; department 8.
ATCP 160.19	Llamas, alpacas and domesticated exotic animals; department 11.
ATCP 160.20	Dairy products; department 12.
ATCP 160.21	Plants and soil sciences; department 14.
ATCP 160.22	Flowers and house plants; department 15.
ATCP 160.23	Natural sciences; department 16.
ATCP 160.24	Cultural art; department 18.
ATCP 160.25	Antiques; department 19.
ATCP 160.26	Photography; department 20.
ATCP 160.27	Woodworking; department 22.
ATCP 160.28	Foods and nutrition; department 25.
ATCP 160.29	Clothing; department 26.
ATCP 160.30	Knitting and crocheting; department 27.
ATCP 160.31	Home furnishings; department 28.
ATCP 160.32	Booths; department 32.

**Subchapter III — Senior Citizens Division**

ATCP 160.40	Uniform premium lists; senior citizens division.
-------------	--

**Subchapter IV — Junior Fair Division**

ATCP 160.50	Premium lists.
ATCP 160.51	Dairy cattle; department 1.
ATCP 160.52	Beef cattle; department 2.
ATCP 160.53	Swine; department 3.
ATCP 160.54	Sheep; department 4.
ATCP 160.55	Goats; department 5.
ATCP 160.56	Horses and ponies; department 6.
ATCP 160.57	Poultry and poultry products; department 7.
ATCP 160.58	Rabbits; department 8.
ATCP 160.59	Dogs; department 9.
ATCP 160.60	Animal and veterinary science; department 10.
ATCP 160.61	Llamas, alpacas and domesticated exotic animals; department 11.
ATCP 160.615	Cats; department 13.
ATCP 160.62	Plant and soil science; department 14.
ATCP 160.63	Flowers and house plants; department 15.
ATCP 160.64	Natural sciences; department 16.
ATCP 160.65	Youth organizations' early childhood categories; department 17.
ATCP 160.66	Cultural art; department 18.
ATCP 160.67	Photography; department 20.
ATCP 160.675	Computers; department 21.
ATCP 160.68	Woodworking; department 22.
ATCP 160.69	Electricity; department 23.
ATCP 160.70	Mechanical projects; department 24.
ATCP 160.71	Foods and nutrition; department 25.
ATCP 160.72	Clothing; department 26.
ATCP 160.73	Knitting and crocheting; department 27.
ATCP 160.74	Home furnishings/home environment; department 28.
ATCP 160.75	Family and child development; department 29.
ATCP 160.76	Demonstrations and presentations; department 31.
ATCP 160.77	Youth group booths, banners and scrapbooks; department 32.
ATCP 160.78	Youth leadership; department 33.
ATCP 160.79	Health and citizenship; department 34.
ATCP 160.80	Educational and school exhibits; department 35.

**Subchapter V — Judging and Accounting**

ATCP 160.91	Judging regulations.
ATCP 160.92	Accounting requirements.
ATCP 160.93	Authority.

**Note:** Chapter Ag 5 as it existed on April 30, 1976 was repealed and a new chapter Ag 5 was created effective May 1, 1976; Chapter Ag 5 as it existed on November 30, 1990 was repealed and a new chapter Ag 5 was created effective December 1, 1990; Chapter Ag 5 was renumbered chapter ATCP 160 under s. 13.93 (2m) (b) 1., Stats., Register, April, 1993, No. 448.

#### Subchapter I — General Requirements and Definitions

**ATCP 160.01 Definitions.** As used in this chapter:

(1) "Breed class" and "breeding class" mean a specific breed within a class such as holstein in the dairy class.

(2) "Class" means a grouping in which exhibits may be entered, including an animal breed or age group for animal exhibits; a type of produce, crop or food; or a specific age, age group or educational grade level of exhibitor.

(3) "Danish judging system" means a judging system that allows for multiple first, second, third and fourth class selections as provided in s. ATCP 160.91 (4) (b).

(4) "Department" as it relates to the organizational structure of a fair, means an animal species, production group, or other principal classification of exhibits. As used in any other context, "department" means the state of Wisconsin department of agriculture, trade and consumer protection.

(5) "Division" means one of 3 exhibitor group classifications for a fair and is limited to junior division, open division and senior citizens division.

(6) "Entry class" means a class in which the fair allows exhibitors to submit entries.

(7) "Exotic domestic animal" means an animal that is not a common farm animal.

(8) "Lot" or "lot number" means the numerical designation assigned by a local fair for a specific category of exhibits within a class.

(9) "Market class" means a class that includes animals of a certain weight for the breed class that can be sold for slaughter.

(10) "Premium" means a monetary prize that a county or district fair awards to an exhibitor after judging all competing exhibits in the class to which the premium pertains.

(11) "Regular judging system" means a judging system that allows for one first, second, third and fourth class selection as provided in s. ATCP 160.91 (4) (c).

(12) "Self determined project" means a project that meets all of the following criteria:

(a) It is approved by the fair board.

(b) Its subject matter is related to any of the junior fair departments 9, 10, 13 to 16, 18, or 20 to 29.

(c) It does not fall into a defined entry class within any department.

(d) It is carried out by a 4-H member enrolled in a designated 4-H project or alternative project that follows 4-H guidelines, or by a member of another youth organization that does equivalent work.

**History:** Cr. Register, November, 1990, No. 419, eff. 12-1-90; cr. (5), Register, July, 1995, No. 475, eff. 8-1-95; CR 11-037; renum. (1) to (5) to be (2), (4), (5), (8), (10), cr. (1), (3), (6), (7), (9), (11), (12) Register April 2012 No. 676, eff. 5-1-12.

**ATCP 160.02 Premium requirements. (1) GENERAL.**

(a) The state aid authorized by s. 93.23 (1), Stats., may be paid on net premiums paid by a county or district fair. The department may withhold state premium aid from any fair that does not enforce animal health provisions under ch. ATCP 10 that are applicable to animals exhibited at the fair. State aid will be paid only on premiums actually paid by bank check or draft.

(b) No deductions may be made from premium money won by an exhibitor. Premiums may, however, be withheld where exhibition rules established by the fair association are violated. A written statement of violation shall be submitted to the department to justify action taken by a local fair.

(c) Premiums offered shall be definite in amount. No decrease or increase in published premiums may be made because of the financial condition or the organization or for any other reason.

(d) State aid may be paid on no more than 2 premiums awarded an exhibitor under one premium or lot number in open division individual livestock classes, except poultry and rabbits, and no more than one premium in all other classes, including poultry and rabbits.

(e) No county or district fair may receive state aid for a premium awarded to any exhibitor in the open division if that exhibitor entered the same exhibit in the junior division at the same county or district fair. This paragraph does not apply if the exhibit was entered in the junior division only as part of a herd group, carcass class or performance class.

(f) No state aid will be paid on the cost of ribbons, cups, trophy prizes or entertainment contests.

**(2) PREMIUM LISTS.** (a) Premiums for which state aid is requested by county and district fairs shall conform with the uniform premium list and other requirements set forth in these rules. Fairs requesting state aid for net premiums shall submit to the department a printed copy of the premium list used at the fair, as required under s. ATCP 160.92 (3) (c).

(b) The officers of each fair shall mail a copy of the premium list to other associations, societies, or boards conducting a fair in Wisconsin upon request.

(c) Sections ATCP 160.01 through 160.07 and 160.91 shall be published in premium books used by a fair for which state aid is requested.

**(3) ENTRY FEES.** (a) A county or district fair may charge an exhibitor an entry fee. The entry fee may not exceed 10% of the sum of all premiums offered to exhibitors in the same class for which the entry fee is charged. In lieu of an entry fee, a county or district fair may charge stall rents for horses, cattle, sheep, goats, swine, poultry, rabbits or pets.

(b) Exhibitors in department 35 shall not be required to purchase an exhibitor's ticket. Any other exhibitor may be required, if no entry fee is charged, to purchase an exhibitor's season ticket at a price not to exceed that charged for a non-exhibitor's season ticket.

**(4) SPLIT FAIR DATES.** (a) For purposes of this subsection, "split fair dates" occur when a fair organization judges exhibits or contests and pays premiums at more than one time or at more than one location during the calendar year.

(b) Except as provided under par. (c), the department may not pay state aid for a fair having split dates unless the department gives advance written approval for a split fair. The department may approve split fair dates only if the fair organization justifies the split dates based on extreme hardship. If the department approves split dates, all blue ribbon winners shall repeat their demonstrations or exhibits at the regular fair dates unless the department grants a hardship exemption. An exhibitor may use audio-visual media, still photography or an educational display to repeat a demonstration or exhibit.

(c) The department may pay state aid for the following exhibits or contests in a fair having split dates, regardless of whether the department approves those split dates in advance:

1. Clothing revue.
2. Demonstrations.
3. Favorite foods revue.
4. Dogs.
5. Small animals.
6. Rocketry.
7. Shooting sports.

8. Other exhibits and contests that are similar to those identified in subsds. 1. to 7.

**History:** Cr. Register, November, 1990, No. 419, eff. 12-1-90; r. and recr. (1) (e) and am. (3) (a), Register, July, 1995, No. 475, eff. 8-1-95; r. and recr. (4), Register, November, 2000, No. 539, eff. 12-1-00; correction in (2) (a) made under s. 13.93 (2m) (b) 7., Stats., Register, November, 2000, No. 539; CR 08-075: am. (1) (a) Register April 2009 No. 640, eff. 5-1-09; CR 11-037: am. (1) (a), (3) (a), (b), cr. (4) (c) 8. Register April 2012 No. 676, eff. 5-1-12.

**ATCP 160.03 Exhibition requirements.** A county or district fair shall meet all of the exhibition requirements of this section to be eligible for state premium aid.

**(1)** No fair society or other organization sponsoring a county or district fair shall require an exhibitor to become a member of the organization in order to enter an exhibit at the fair, nor shall the sponsoring organization make any deduction from an exhibitor's premium as a donation to the fair society, or require an exhibitor in any other way to make a donation to the society.

**(2)** State aid may not be approved for out-of-state exhibits or for separate classes of local and non-local exhibitors. Aid may not be approved for payment of premiums to an exhibitor having an out-of-state address but claiming Wisconsin residency unless the fair secretary provides the department with an affidavit that the exhibitor's residence is geographically located within the state.

**(3)** State aid may be paid only on articles or animals actually on display in an exhibit building or actually shown in the show ring on regular fair dates unless approval for split fair dates is obtained under s. ATCP 160.02 (4). State aid may not be paid on Dairy Herd Improvement Association records, transportation aid, production contests or other special educational exhibits unless prior approval is obtained under s. ATCP 160.04 (8).

**(4)** State aid may not be paid on exhibits removed from the fair grounds before 4 p.m. of the last day of the fair, or such other later time as may be specified by the fair, without prior approval of the department. Authority for earlier removal may be granted by the department in case of meat animal sales or other special classes, if requested before the beginning of the fair. In other hardship cases, approval may be granted by the local fair. Exhibits in dog obedience and small animal pet classes may be judged during the regular fair but are not required to remain present during the entire fair. The local fair may prescribe the length of time junior fair exhibitors of horses shall keep their animals on the grounds.

**History:** Cr. Register, November, 1990, No. 419, eff. 12-1-90.

**ATCP 160.04 Junior fair division; general. (1)** In the junior fair division, the department may pay state aid on prizes offered to exhibitors who are under 20 years of age on January 1 of the current fair year. A county or district fair board may establish subgroups within a junior fair entry class based on the exhibitor's grade in school. The department may not pay state aid on prizes for club parades, club floats, song contests, or a project which is not an exhibit or demonstration at the fair.

**(2)** All exhibitors in the junior fair division shall be members of 4-H, FFA, a scouting program, a breed group, or another recognized youth organization under adult leadership that has an education program appropriate to that organization and is approved by the fair board.

(3) Exhibits in the junior fair shall be the product of the exhibitor's own labor. An exhibit may include a study project, merit project or other special project, a skill area, or a supervised occupational experience in which the exhibitor is regularly enrolled, provided that the fair board approves the project, skill area, or supervised occupational experience as an exhibit.

(4) State aid may not be used to award more than one premium to any exhibitor in any department in the junior fair division, except that:

(a) A premium may be awarded to each member of a group that collectively owns and enters a livestock exhibit in departments one to 5 of subch. IV.

(b) An exhibitor may receive a separate premium for showmanship where authorized under subch. IV.

(c) An exhibitor may receive more than one premium in a department for which additional premiums are specifically authorized under subch. IV.

(5) Under subch. IV, within each of the junior fair departments 9, 10, 13 to 16, 18, and 20 to 29, a fair board may establish one or more entry classes for self-determined projects that are related to that department. The fair board may establish class entry criteria, including student grade level criteria. Entry classes are open to 4-H members enrolled in a designated 4-H project or an alternative project that follows 4-H project guidelines, and to members of other youth organizations that do equivalent work and apply equivalent guidelines. Exhibits may be judged using the regular or Danish judging system. For each entry class, a fair board may pay first-place to fourth-place premiums at any of the following levels designated by the board:

(a) Premium level one: \$2.00, \$1.75, \$1.50, \$1.25.

(b) Premium level 2: \$2.50, \$2.25, \$2.00, \$1.75.

(c) Premium level 3: \$3.00, \$2.75, \$2.50, \$2.25.

(6) If 16 or more animals, items or articles are entered in any junior fair class, the class may be divided into 2 or more approximately equal groups according to weight, age or other identifying characteristic and each group judged as a class.

(7) Special educational exhibits may [be] established if the proposal is presented to the Wisconsin association of fairs before October 1 of the year preceding its proposed establishment and the exhibit is approved by the department.

(8) Within any junior fair department under subch. IV, a county or district fair may establish special classes where none are specified under subch. IV. Special classes may include classes for grade and crossbred females in the beef, swine, sheep and horse departments. Premiums for special classes created under this subsection shall be equal to premiums for comparable classes established in the same department under subch. IV.

**History:** Cr. Register, November, 1990, No. 419, eff. 12-1-90; am. (8), Register, July, 1995, No. 475, eff. 8-1-95; am. (1), Register, November, 2000, No. 539, eff. 12-1-00; reprinted to correct printing error in (1), Register, June, 2001, No. 546; CR 11-037; am. (title), (2), (3), r. and recr. (4), renun. (5) to be 160.80 (4) and am., cr. (5) Register April 2012 No. 676, eff. 5-1-12.

#### ATCP 160.05 Open division; general requirements.

(1) The total maximum premiums set forth for all places in any open division livestock class, excluding poultry and rabbits, may be divided into premiums for a greater number of places, but the maximum premium offered for any additional place shall not be higher than the maximum for last place in the class.

(2) All animals in any open division class shall be owned by the exhibitor, except as provided in s. ATCP 160.09.

**History:** Cr. Register, November, 1990, No. 419, eff. 12-1-90; CR 11-037; r. (2), renun. (3) to be (2) Register April 2012 No. 676, eff. 5-1-12.

**ATCP 160.06 Senior citizens division; general requirements.** (1) The age of exhibitors in the senior citizens division is limited to persons 62 years of age or over.

(2) Exhibitors in the senior citizens division may not enter identical items or articles in both the senior citizens division and the corresponding classes of the regular open division.

**History:** Cr. Register, November, 1990, No. 419, eff. 12-1-90.

#### ATCP 160.07 Classes; general requirements.

(1) Classes may be combined if the number of entries in several single classes is insufficient. If any classes are combined, state aid shall be limited to the maximum total premiums listed for a single class of animals, items or articles in that department.

(2) (a) Except as provided under par. (b), no county or district fair may receive state aid for premiums awarded for sexually intact male dairy cattle, beef cattle, sheep, goats, swine or horses unless those animals are registered purebreds. Registered purebred status shall be documented by a certificate of registry from the appropriate breed association or society, or by a copy of the application for registration.

(b) Paragraph (a) does not apply to dairy cattle exhibited at a county or district fair if a national breed association certifies that those dairy cattle are recorded in that breed association's qualified herd book which records the genealogy of that breed.

(3) Any animal entered as part of a group class may also be exhibited in a class for individual animals.

(4) Boars may not be entered as an exhibit in the swine department unless their tusks have been removed.

(5) The age of an animal, for purposes of determining its entry class under this chapter, shall be determined as of the opening day of the fair.

**History:** Cr. Register, November, 1990, No. 419, eff. 12-1-90; renun. and am. (2) to be (2) (a) and cr. (2) (b), Register, July, 1995, No. 475, eff. 8-1-95; CR 11-037; cr. (5) Register April 2012 No. 676, eff. 5-1-12.

#### ATCP 160.08 Class definitions; individual classes.

(1) **DAIRY CATTLE.** (a) A spring calf is one born on or after March 1 of the exhibit year.

(b) A winter calf is one whose date of birth is between December 1 of the year preceding the exhibit year and February 28 or 29 of the exhibit year.

(c) A fall calf is one whose date of birth is between September 1 and November 30 of the year preceding the exhibit year.

(d) A summer yearling is one whose date of birth is between June 1 and August 31 of the year preceding the exhibit year.

(e) A spring yearling is one whose date of birth is between March 1 and May 31 of the year preceding the exhibit year.

(f) A winter yearling is one whose date of birth is between December 1 of the second year preceding the exhibit year and February 28 or 29 of the year preceding the exhibit year.

(g) A fall yearling is one whose date of birth is between September 1 and November 30 of the second year preceding the exhibit year.

(h) A 2 year-old is one born between September 1 of the third year preceding the exhibit year and August 31 of the second year preceding the exhibit year. A 2-year-old includes a yearling that has freshened.

(i) A 3 year-old is one whose date of birth is between September 1 of the fourth year preceding the exhibit year and August 31 of the third year preceding the exhibit year.

(j) A 4 year-old is one whose date of birth is between September 1 of the fifth year preceding the exhibit year and August 31 of the fourth year preceding the exhibit year.

(2) **BEEF CATTLE.** (a) A junior calf is one born on or after January 1 of the exhibit year. The calf shall be at least 4 months old at the time of exhibit.

(b) A senior calf is one whose date of birth is between September 1 and December 31 of the year preceding the exhibit year.

(c) A summer yearling is one whose date of birth is between May 1 and August 31 of the year preceding the exhibit year.

(d) A junior yearling is one whose date of birth is between January 1 and April 30 of the year preceding the exhibit year.

(e) A senior yearling is one whose date of birth is between September 1 and December 31 of the second year preceding the exhibit year.

(f) A 2 year–old or older cow is one born before September 1 of the second year preceding the exhibit year and which has calved during the past year.

**(4) SWINE.** (a) A junior yearling boar or sow is one born between January 1 and June 30 of the year preceding the exhibit year.

(b) A senior boar or sow is one whose date of birth is between July 1 and December 31 of the year preceding the exhibit year.

(c) A senior spring boar or sow pig is one whose date of birth is between January 1 and February 28 or 29 of the exhibit year. A local fair board may subdivide this entry class into January–born and February–born sows or boars.

(d) A junior spring boar or sow pig is one born during the month of March of the exhibit year.

**(5) SHEEP.** (a) A spring lamb is one born on or after February 16 of the exhibit year.

(b) A fall lamb is one born between September 1 and December 31 of the year preceding the exhibit year.

(c) A winter lamb is one born between January 1 and February 15 of the exhibit year.

(d) A yearling ram or ewe is one born outside the date of birth limitations in pars. (a) through (c). The age of yearlings may be subject to verification by a veterinarian's examination whose findings shall be final.

**History:** Cr. Register, November, 1990, No. 419, eff. 12–1–90; am. (1) (h), (4) (a) and (5) (a), (b) and (c), Register, July, 1995, No. 475, eff. 8–1–95; correction in (6) (intro.) made under s. 13.93 (2m) (b) 7., Stats., Register, November, 1999, No. 527; CR 11–037: r. (3), (5) (e), (6) Register April 2012 No. 676, eff. 5–1–12.

#### ATCP 160.09 Class definitions; group classes.

**(1) DAIRY AND BEEF CATTLE.** (a) A dairy junior get of sire shall consist of 3 animals which are the offspring of the same bull. All of these animals shall be under 2 years of age, and not more than one may be a bull. A beef junior get of sire shall consist of 3 animals which are the offspring of the same bull and are animals in the junior calf, senior calf, and/or the summer yearling, bull and heifer classes, with both sexes to [be] represented.

(b) A dairy and beef senior get of sire shall consist of 3 animals which are the offspring of one sire. All of these animals shall be 2 years of age or over. In either a dairy or beef breed get of sire, the name of the sire shall be designated by the exhibitor. The animals need not be owned by a single exhibitor.

(c) A produce of dam shall consist of 2 animals of any age or sex which are the produce of one cow.

(d) A group of 3 best female cattle shall consist of 3 animals of any age which were bred and are owned by the exhibitor.

**(2) SWINE.** A pen of 3 feeder pigs shall consist of swine of either sex each weighing between 40 and 60 pounds. Any male pigs included in the pen shall be castrated and healed.

**(3) SHEEP.** (a) A get of sire shall consist of 4 lambs or yearlings, or both, of either sex, from one sire, which were bred and are owned by the exhibitor.

(b) An exhibitor's flock shall consist of one yearling or ram lamb, 2 yearling ewes and 2 ewe lambs which are owned by the exhibitor.

(c) A junior division pair of lambs may include a spring or fall ram and spring or fall ewe lamb owned by the exhibitor.

(d) A junior division flock shall be comprised of 3 sheep consisting of a yearling or lamb ram, a ewe lamb, and a yearling ewe, all of which are owned by the exhibitor.

**History:** Cr. Register, November, 1990, No. 419, eff. 12–1–90; CR 11–037: r. (4) Register April 2012 No. 676, eff. 5–1–12.

### Subchapter II — Open Division Classes

**ATCP 160.10 Premium lists.** The uniform premium lists in this subchapter are the amounts on which state premium aid may be paid to a county or district fair. State premium aid is also limited to the classes set forth in this subchapter. Maximum premiums are listed in dollar amounts for 1st, 2nd, 3rd and 4th places for each entry class within a premium level.

**History:** Cr. Register, November, 1990, No. 419, eff. 12–1–90.

#### ATCP 160.11 Dairy cattle; department 1.

**(1) PREMIUM LEVEL ONE.** . . . \$9.00 7.00 5.00 3.00

(a) Bull calf, spring.

(b) Bull calf, winter.

(c) Bull calf, fall.

**(2) PREMIUM LEVEL TWO.** . . . \$10.00 8.00 6.00 4.00

(a) Heifer calf, spring (grade).

(b) Heifer calf, winter (grade).

(c) Heifer calf, fall (grade).

(d) Heifer, summer yearling (grade).

(e) Heifer, spring Yearling (grade).

(f) Heifer, winter yearling (grade).

(g) Heifer, fall yearling (grade).

**(3) PREMIUM LEVEL THREE.** . . \$11.00 9.00 7.00 5.00

(a) Heifer calf, spring.

(b) Heifer calf, winter.

(c) Heifer calf, fall.

(d) Cow, 2 to 3 years old (grade).

**(4) PREMIUM LEVEL FOUR.** . . . \$12.00 10.00 8.00 6.00

(a) Heifer calf, summer yearling.

(b) Heifer calf, spring yearling.

(c) Heifer, winter yearling.

(d) Heifer, fall yearling.

(e) Cow, 3 to 4 years old (grade).

(f) Dry cow, 3 years old and over (grade).

**(5) PREMIUM LEVEL FIVE.** . . . \$14.00 12.00 10.00 8.00

(a) Cow, 2 to 3 years old.

(b) Cow, 4 to 5 years old (grade).

(c) Junior get of sire.

(d) Senior get of sire.

(e) Three best females of any age and all bred by exhibitor.

(f) Produce of dam.

**(6) PREMIUM LEVEL SIX.** . . . . \$16.00 14.00 12.00 10.00

(a) Cow, 3 to 4 years old.

(b) Cow, over 5 years old (grade).

(c) Dry cow, 3 years old and over.

**(7) PREMIUM LEVEL SEVEN.** . . \$18.00 16.00 14.00 12.00

(a) Cow, 4 to 5 years old.

**(8) PREMIUM LEVEL EIGHT.** . . \$20.00 18.00 16.00 14.00

(a) Cow, over 5 years old.

**History:** Cr. Register, November, 1990, No. 419, eff. 12–1–90; r. and recr., Register, July, 1995, No. 475, eff. 8–1–95.

#### ATCP 160.12 Beef cattle; department 2. (1) BREEDING CLASSES.

(a) Premium level one. . . . . \$11.00 9.00 7.00 5.00

1. Bull calf, junior.

2. Bull calf, senior.

3. Heifer calf, junior

4. Heifer calf, senior.

(b) Premium level two. . . . . \$12.00 10.00 8.00 6.00

1. Bull, summer yearling.

2. Bull, junior yearling.

3. Cow, over 2 years old.



4. Junior get of sire.
5. Senior get of sire.
6. Pair of calves; one bull and one heifer.
- (c) Premium level three. . . . \$14.00 12.00 10.00 8.00
  1. Heifer, summer yearling.
  2. Heifer, junior yearling.
  3. Bull, senior yearling.
- (d) Premium level four. . . . \$16.00 14.00 12.00 10.00
  1. Heifer, senior yearling.

**(2) MARKET CLASSES.** (a) *General.* A fair board may establish market beef entry classes under pars. (b) and (c). Animals entered in market beef entry classes shall be raised to be sold at market and shall be shown by weight. Entries may include beef, crossbred beef, dairy beef cross or dairy beef breeds. A fair board may establish weight limits for each entry class but may not limit entry classes by breed or sex. If 16 or more animals are entered in any entry class, that class may be divided into 2 or more approximately equal subclasses and each subclass may be judged as a separate entry class. An exhibitor may not enter more than one animal under this subsection.

(b) *Feeder calf.* A feeder calf shall be under 17 weeks old. The fair board may establish a single entry class under this paragraph, or 2 separate entry classes based on weight. For each entry class, the fair board may pay first–place to fourth–place premiums of \$11.00, \$9.00, \$7.00 and \$5.00.

(c) *Market steer or heifer.* A market steer or heifer shall be at least 17 weeks old. The fair board may establish a single entry class under this paragraph, or up to 3 separate entry classes based on weight. For each entry class, the fair board may pay first–place to fourth–place premiums of \$12.00, \$10.00, \$8.00 and \$6.00.

**History:** Cr. Register, November, 1990, No. 419, eff. 12–1–90; r. (1) (b) 3.; renun. (1) (b) 4. to 7. to be (1) (b) 3. to 6.; cr. (1) (c) 3.; am. (1) (d) (intro.) and r. (1) (d) 1. and 2., Register, July, 1995, No. 475, eff. 8–1–95; **CR 11–037: r. and recr. (2) Register April 2012 No. 676, eff. 5–1–12.**

**ATCP 160.13 Swine; department 3.** For each swine entry class under sub. (1) or (2), the fair board may pay first–place to fourth–place premiums of \$7.00, \$6.00, \$5.00 and \$4.00.

**(1) BREED CLASSES.**

- (a) Boar; junior yearling.
- (b) Boar; senior pig.
- (c) Boar; senior spring, January.
- (d) Boar; senior spring, February.
- (e) Boar; junior spring pig.
- (f) Sow; junior yearling.
- (g) Sow; senior pig.
- (h) Sow; senior spring, January.
- (i) Sow; senior spring, February.
- (j) Sow; junior spring pig.

**(2) MARKET CLASSES.** A fair board may establish up to 3 market swine entry classes, based on weight. Swine in each class shall be raised to be sold at market and shall be shown by weight. The fair board may establish weight limits for each entry class, but may not limit an entry class by breed, sex or age. If 16 or more swine are entered in any entry class, that class may be divided into 2 or more approximately equal subclasses, and each subclass may be judged as a separate class. An exhibitor may enter up to 3 swine in entry classes under this subsection, and may receive up to 2 premiums in any entry class under this subsection.

**History:** Cr. Register, November, 1990, No. 419, eff. 12–1–90; r. and recr. (2), Register, July, 1995, No. 475, No. 8–1–95; **CR 11–037: r. and recr. (intro.), am. (1) (title), r. and recr. (2) Register April 2012 No. 676, eff. 5–1–12.**

**ATCP 160.14 Sheep; department 4.** In each entry class under subs. (1) to (3), a fair board may pay first–place to fourth–place premiums of \$6.00, \$5.00, \$4.00 and \$3.00.

**(1) BREED CLASSES.**

- (a) Spring ram lamb.
- (b) Winter ram lamb.
- (c) Fall ram lamb.
- (d) Pen of 2 ram lambs, bred and owned by the exhibitor.
- (e) Yearling ram.
- (f) Spring ewe lamb.
- (g) Winter ewe lamb.
- (h) Fall ewe lamb.
- (i) Pen of 2 ewe lambs, bred and owned by the exhibitor.
- (j) Yearling ewe.
- (k) Pen of 2 yearling ewes, bred and owned by the exhibitor.
- (L) Mature ewe.
- (m) Get of sire.
- (n) Exhibitor’s flock.

**(2) MARKET CLASSES.** A fair board may establish up to 3 market lamb entry classes, based on weight. Lambs in each class shall be raised to be sold at market and shall be shown by weight. The fair board may establish weight limits for each entry class, but may not limit an entry class by breed, sex or age. If 16 or more lambs are entered in any entry class, that class may be divided into 2 or more approximately equal subclasses, and each subclass may be judged as a separate class. An exhibitor may enter up to 3 lambs in entry classes under this subsection, and may receive up to 2 premiums in any entry class under this subsection.

**(3) MARKET WOOL/FLEECE SHOW CLASS.** A market wool show class or classes may be established at the discretion of the local fair board.

**(4) DAIRY SHEEP.** A fair board may establish one or more dairy sheep entry classes, and for each entry class may pay first–place to fourth–place premiums of \$5.00, \$4.00, \$3.00 and \$2.00.

**(5) SHEARING.** Sheep shown under this section shall meet the following requirements:

- (a) Wool breeds shall be shown with 2 inches or less of fleece.
- (b) Dairy breeds shall be slick shorn.

(c) Breeds other than those in pars. (a) and (b) shall be shown with not more than one inch of fleece on any part of the animal’s body.

**History:** Cr. Register, November, 1990, No. 419, eff. 12–1–90; renun. (1) (b) to (L) to be (1) (c) to (f) and (h) to (n); cr. (1) (b) and (g) and r. and recr. (2), Register, July, 1995, No. 475, eff. 8–1–95; **CR 11–037: r. and recr. (intro.), (2), cr. (4), (5) Register April 2012 No. 676, eff. 5–1–12.**

**ATCP 160.15 Goats; department 5.** **(1) BREED CLASSES.** A fair board may establish entry classes under subs. (2) to (4) in any of the following breed classes established by the board:

- (a) A class for any single breed of goats.
- (b) A “combined purebreds” class consisting of 2 or more breeds, none of which is established as a separate class under par. (a).
- (c) A class for any recorded grade of goats that is eligible for registry.
- (d) A class for goats that do not qualify in any class established under pars. (a) to (c).

**(2) DAIRY GOATS; ENTRY CLASSES AND PREMIUMS.** A fair board may, for any dairy goat breed category established under sub. (1), establish any of the following entry classes and pay first–place to fourth–place premiums in each entry class at the following applicable premium levels:

- (a) Premium level one: \$5.00, \$4.00, \$3.00, \$2.00.
  1. Junior doe kid less than 4 months old.
  2. Senior doe kid at least 4 months but less than 7 months old.
  3. Junior yearling doe at least 7 months but less than 12 months old.
  4. Senior yearling doe at least 12 months but less than 24 months old and not in milk.

- (b) Premium level 2: \$6.00, \$5.00, \$4.00, \$3.00.
1. Yearling milker under 2 years old and in milk.
  2. Junior milker at least 2 years old but under 3 years old and in milk.
  3. Mature milker at least 3 years old but under 5 years old.
  4. Aged milker at least 5 years old.
  5. Junior get of sire. A junior get of sire entry shall consist of 3 does under 2 years old that are not in milk and are the get of one sire. The animals need not be owned by the same exhibitor.
  6. Senior get of sire. A senior get of sire entry shall consist of 3 does that are the get of one sire. At least one of the does shall be in milk. The animals need not be owned by the same exhibitor, but all of the exhibitors shall be in the senior age group.
  7. Produce of dam. A produce of dam entry shall consist of 2 does of any age that are the produce of one dam. Both animals shall be owned by the same exhibitor.
  8. Dam and daughter. A dam and daughter entry shall consist of one doe of any age and its dam. The animals need not be owned by the same exhibitor.
  9. Exhibitor's herd. An exhibitor's herd entry shall consist of one doe under one year old, one doe at least one year old but less than 2 years old, and one doe at least 2 years old. All of the animals shall be owned by the same exhibitor.

**(3) MEAT GOATS; ENTRY CLASSES AND PREMIUMS.** A fair board may, for any meat goat breed category established under sub. (1), establish any of the following entry classes and pay first-place to fourth-place premiums in each entry class at the following applicable levels:

- (a) Premium level one: \$5.00, \$4.00, \$3.00, \$2.00.
  1. Junior doe kid less than 4 months old.
  2. Senior doe kid at least 4 months but less than 7 months old.
  3. Junior yearling doe at least 7 months but less than 12 months old.
  4. Senior yearling doe at least 12 months but less than 24 months old and not in milk.
- (b) Premium level 2: \$6.00, \$5.00, \$4.00, \$3.00.
  1. Doe at least 2 years but under 3 years old.
  2. Doe at least 3 years but under 5 years old.
  3. Doe at least 5 years old.
  4. Wether less than one year old.
  5. Wether at least one year old.
  6. Dam and single offspring. The offspring may be a doe or wether.

**(4) OTHER GOATS; ENTRY CLASSES AND PREMIUMS.** A fair board may, for any goat breed class established under sub. (1) that is not a dairy or meat goat breed class, establish any of the following entry classes and pay first-place to fourth-place premiums for each entry class at the following applicable levels:

- (a) Premium level one: \$5.00, \$4.00, \$3.00, \$2.00.
  1. Junior doe kid less than 4 months old.
  2. Senior doe kid at least 4 months but less than 7 months old.
  3. Junior yearling doe at least 7 months but less than 12 months old.
  4. Senior yearling doe at least 12 months but less than 24 months old and not in milk.
- (b) Premium level 2: \$6.00, \$5.00, \$4.00, \$3.00.
  1. Doe at least 2 years old but under 3 years old.
  2. Doe at least 3 years old but under 5 years old.
  3. Doe at least 5 years old.
  4. Wether under one year old.
  5. Wether at least one year old.
  6. Dam and single offspring. The offspring may be a doe or wether.

**(5) HORNS.** Goats with full natural horns may not be entered unless full natural horns are a standard for a specific breed.

**History:** Cr. Register, November, 1990, No. 419, eff. 12-1-90; r. and recr. (1) (intro.), Register, July, 1995, No. 475, eff. 8-1-95; r. and recr. (1) (intro.) and (2), Register, November, 2000, No. 539, eff. 12-1-00; CR 11-037: r. and recr. Register April 2012 No. 676, eff. 5-1-12; correction in numbering in sub. (4) (b) made under s. 13.92 (4) (b) 1., Stats., Register April 2012 No. 676.

**ATCP 160.16 Equines; department 6. (1) REGISTERED DRAFT HORSES AND DRAFT PONIES; RECOGNIZED BREEDS.** This subsection applies to draft horses and draft ponies that are registered as members of a recognized breed. Each entry class under pars. (a) to (i) includes all recognized breeds unless an entry class is subdivided by breed at the discretion of the county or district fair. For each entry class under pars. (a) to (i), or each subclass designated by breed, a county or district fair may receive state aid for first-place to fourth-place premiums of \$11.00, \$9.00, \$7.00 and \$5.00, respectively.

- (a) Foal; stallion, filly or gelding under one year of age.
- (b) Gelding; yearling.
- (c) Gelding; 2 year old.
- (d) Gelding; 3 year old.
- (e) Gelding; aged.
- (f) Stallion; one to 2 years of age.
- (g) Stallion; 3 years old and over.
- (h) Filly; one to 2 years of age.
- (i) Mare; 3 years old and over.

**(2) DRAFT HORSES AND DRAFT PONIES; GRADE.** This subsection applies to draft horses and draft ponies that are not registered members of any recognized breed. For each entry class under pars. (a) to (d), a county or district fair may receive state aid for first-place to fourth-place premiums of \$11.00, \$9.00, \$7.00 and \$5.00, respectively.

- (a) Mare or gelding foal.
- (b) Mare or gelding; one to 2 years old.
- (c) Mare or gelding; 2 and 3 years of age.
- (d) Mare or gelding; 4 years old and over.

**(3) DRAFT TEAM, SINGLE CART, HITCH CLASSES, AND OTHER EQUINE HITCHES OR TEAMS.** This subsection applies to draft teams, single carts, hitch classes, and other equine hitches or teams. A county or district fair may receive state aid for first-place to fourth-place premiums paid at the following levels for the following classes of exhibits under this subsection:

- |  |         |       |       |       |
|--|---------|-------|-------|-------|
| (a) Premium level one. . . . .   | \$12.00 | 10.00 | 8.00  | 6.00  |
| 1. Single draft horse cart; youth or adult entry classes.              |         |       |       |       |
| (b) Premium level two. . . . .   | \$16.00 | 14.00 | 12.00 | 10.00 |
| 1. Two horse team; youth or adult entry classes.                       |         |       |       |       |
| 2. Unicorn hitch.  |         |       |       |       |
| 3. Four horse hitch.   |         |       |       |       |
| 4. Six horse hitch.  |         |       |       |       |
| 5. Eight horse hitch.  |         |       |       |       |
| 6. Farmer's hitch.   |         |       |       |       |
| 7. Other equine hitches or teams, including donkeys, mules, or ponies. |         |       |       |       |
| 8. Team obstacle.  |         |       |       |       |

**(4) LIGHT HORSES AND LIGHT PONIES.** This subsection applies to light horses and light ponies. Each entry class under pars. (a) to (f) shall include both light horses and light ponies unless that entry class is subdivided, at the discretion of the county or district fair, into separate classes for light horses and light ponies. For each entry class under pars. (a) to (f), a county or district fair may receive state aid for first-place to fourth-place premiums of \$9.00, \$8.00, \$7.00 and \$6.00 respectively.

- (a) Halter.
  1. Foal; under one year of age.
  2. Yearling.

3. Mare or gelding; 2 and 3 years of age.
4. Stallion; 2 years old and over.
5. Gelding; 4 years old and over.
6. Mare; 4 years old and over.
- (b) Showmanship.
  1. English.
  2. Western.
- (c) Equitation.
  1. English.
  2. Western.
  3. Dressage.
  4. Reining.
  5. Reinsmanship.
- (d) Pleasure.
  1. English.
  2. Western.
  3. Junior (equine up to 4 years old).
  4. Driving.
- (e) Trail or obstacle driving.
  1. English.
  2. Western.
- (f) Gymkhana.
  1. Pole bending.
  2. Barrel race.
  3. Plug race.
  4. Flag race.

**(5) DONKEYS AND MULES.** A county or district fair board may establish specific entry classes for donkeys and mules. A county or district fair board may pay, for each entry class, first place to fourth-place premiums of \$9.00, \$8.00, \$7.00 and \$6.00, respectively.

**History:** Cr. Register, November, 1990, No. 419, eff. 12-1-90; r. and recr., Register, July, 1995, No. 475, eff. 8-1-95; cr. (5), Register, November, 2000, No. 539, eff. 12-1-00.

**ATCP 160.17 Poultry and poultry products; department 7. (1) ENTRY CLASS AND PREMIUMS; EGGS.** A county or district fair board may establish an entry class of poultry eggs and may pay first-place to fourth-place premiums of \$1.75, \$1.50, \$1.25 and \$1.00, respectively.

**(2) ENTRY CLASSES AND PREMIUMS; MARKET POULTRY.** A county or district fair board may establish an entry class for any of the following market poultry classes, and for each entry class may pay first-place to fourth-place premiums of \$2.00, \$1.75, \$1.50 and \$1.25, respectively:

- (a) Yearling hen; determined on past egg production.
- (b) Capons; 2 birds, each weighing over 7 pounds.
- (c) Roaster chickens; 2 birds of either sex, each weighing 5 to 8 pounds.
- (d) Roaster chickens; 2 birds with combined weight of 8 pounds or more.
- (e) Broiler chickens; 2 young birds, each weighing 2.5 to 4.5 pounds.
- (f) Young duck; either sex, weighing 5 pounds or more.
- (g) Young geese; either sex, weighing 7 pounds or more.
- (h) Young turkey; either sex, over 15 weeks of age.

**(3) ENTRY CLASSES AND PREMIUMS; POULTRY BREEDS.** (a) A county or district fair board may establish any of the following entry classes for any breed class under par. (b), and for each entry class may pay first-place to fourth-place premiums of \$2.00, \$1.75, \$1.50 and \$1.25, respectively:

1. Cock.
2. Hen.
3. Cockerel.

4. Pullet.

(b) A poultry breed class may consist of one or more poultry breeds within any of the following groups, provided that no individual breed is included in more than one breed class:

1. American breeds.
2. Mediterranean breeds.
3. Crossbreeds.
4. Asiatic breeds.
5. English breeds.
6. Bantam breeds.
7. Other standard breeds.
8. Ducks.
9. Geese.
10. Turkeys.
11. Pigeons.
12. Guinea fowl.

**History:** Cr. Register, November, 1990, No. 419, eff. 12-1-90; am. (2) (intro.) and cr. (2) (L), Register, July, 1995, No. 475, eff. 8-1-95; r. and recr., Register, November, 2000, No. 539, eff. 12-1-00.

**ATCP 160.18 Rabbits; department 8. (1) ENTRY CLASSES AND PREMIUMS.** A county or district fair board may establish any of the following rabbit entry classes for any breed class under sub. (2), and for each entry class may pay first-place to fourth-place premiums of \$2.00, \$1.75, \$1.50 and \$1.25, respectively:

- (a) Buck under 6 months old.
- (b) Doe under 6 months old.

(c) Buck at least 6 months old. A county or district fair board may establish a separate entry class for bucks 6 to 8 months old if the American rabbit breeders association recognizes that age category and there are a sufficient number of entrants to justify that entry class.

(d) Doe at least 6 months old. A county or district fair board may establish a separate entry class for does 6 to 8 months old if the American rabbit breeders association recognizes that age category and there are a sufficient number of entrants to justify that entry class.

- (e) Buck over 8 months old.
- (f) Doe over 8 months old.

**(2) BREED CLASSES.** A breed class may consist of any of the following:

- (a) Any standard purebred rabbit breed.
- (b) Any standard purebred commercial rabbit breed.
- (c) Any standard purebred fancy rabbit breed.
- (d) Pet rabbits regardless of breed, provided that those rabbits are not exhibited in any other breed class.

**History:** Cr. Register, November, 1990, No. 419, eff. 12-1-90; r. and recr. (1), Register, July, 1995, No. 475, eff. 8-1-95; r. and recr., Register, November, 2000, No. 539, eff. 12-1-00.

**ATCP 160.19 Llamas, alpacas and domesticated exotic animals; department 11.** For each of the following entry classes of domesticated exotic animals, a county or district fair may receive state aid for first-place to fourth-place premiums of \$5.00, \$4.00, \$3.00 and \$2.00, respectively:

- (1) Emu.**
- (2) Ostrich.**

**(3) Llamas and alpacas.** A fair board may award up to 2 premiums for the exhibition of a single llama or alpaca, including no more than one premium in for each of the following classes:

- (a) The exhibitor's showmanship.
- (b) The performance of the llama or alpaca. Performance may be judged in any of the following performance classes:
  1. Obstacle.
  2. Pack.
  3. Public relations.

4. Driving and costume.

(4) Exotic domestic animals.

History: Cr. Register, November, 1990, No. 419, eff. 12-1-90; r. and recr., Register, July, 1995, No. 475, eff. 8-1-95; CR 11-037: am. (title), r. and recr. (3), r. (4), (5), renum. (6) to be (4) and am. Register April 2012 No. 676, eff. 5-1-12.

**ATCP 160.20 Dairy products; department 12.**

(1) ENTRY CLASSES. (a) Butter classes. Entry classes for butter are limited to the following categories. Each exhibit shall consist of either prints or a tub in accordance with sub. (2) (a).

1. Creamery butter made from sweet cream.
2. Creamery butter made from a blend of sweet cream and whey cream.
3. Creamery butter made from whey cream.
4. Creamery butter in 5 one-pound prints.
5. Assistant buttermaker class. A special class may be established for assistant buttermakers only in which exhibits are comprised of entries in subs. 1. to 4.

(b) Cheese classes.

1. Aged cheddar cheese; any size or style. Aged cheddar cheese shall be older than 10 months at the time of the fair.
2. Semi-aged cheddar cheese; any size or style. Semi-aged cheddar cheese shall be older than 4 months and not more than 10 months old at the time of the fair.
3. Fresh cheddar cheese; any size or style. Fresh cheddar cheese shall be not less than one month nor more than 4 months old at the time of the fair.
4. Colby cheese; any size or style.
5. Drum or block Swiss cheese.
6. Brick cheese.
7. Muenster cheese.
8. All other types and varieties of natural cheese not otherwise listed in subs. 1. to 7.
9. Italian cheese, pasta filata types, such as Mozzarella and Provolone.
10. Italian cheese, grana types, such as Romano, Parmesan, Asiago and similar types.

11. Bleu and Gorgonzola cheese. Each exhibit in this category may consist of not more than 3 cheeses. The total weight of cheese comprising the exhibit may be less than 10 pounds.

(2) EXHIBIT REQUIREMENTS. (a) An entry in any butter category under sub. (1) (a) shall consist of not less than a 10 pound tub or 5 one-pound prints of creamery butter.

(b) An entry in any cheese category under sub. (1) (b) shall consist of not less than one cheese or more than 3, with a minimum total weight of not less than 10 pounds.

(c) Cheddar cheese exhibits may not be entered in more than one of the age categories under sub. (1) (b) 1. to 3., and shall comply with applicable date restrictions. All cheese shall be stamped with the month and year of manufacture.

(d) Cheese previously tested with a trier may not be considered as an exhibit for a premium and is only entitled to a complimentary score, except Swiss cheese which may have one trier plug hole.

(e) Butter and cheese exhibits shall be judged on a standard scale of 100 according to the following scale.

	Cheese			
	Butter	Amer.	Swiss	Brick-Muenster Limburger and Soft Type Italian Varieties
Flavor	45	45	35	40
Body and Texture	25	30	15	35
Finish		15		
Color	15	10		10
Makeup and Appearance				10

Salt	10	5	5
Eye Development & Color		35	
Makeup & Finish		10	
Package and Appearance	5		
	100	100	100

(3) PREMIUMS. Premiums in any entry class may be paid in the following level one amounts.

Premium level one. . . . . \$12.00 10.00 8.00 6.00

History: Cr. Register, November, 1990, No. 419, eff. 12-1-90; am. (1) (b) 1. to 3. and (2) (c), Register, July, 1995, No. 475, eff. 8-1-95.

**ATCP 160.21 Plants and soil sciences; department 14.**

Entry classes are limited to the following categories under each premium level.

(1) Premium level one. . . . . \$1.75 1.50 1.25 1.00

- (a) Vegetables; plate exhibit.
- (b) Fruit exhibit other than apples.
- (c) Specialty crops including but not limited to spices, herbs, and flavoring agents.

(2) Premium level two. . . . . \$2.00 1.75 1.50 1.25

(a) Field crops, including but not limited to exhibits of small grains, soybeans, corn, forages, sheaf grains, hay, haylage, silage, tobacco and other crops.

(b) Vegetable garden display of potatoes.

(3) Premium level three. . . . . \$2.50 2.25 2.00 1.50

Fruit display of apples.

(4) Premium level four . . . . . \$5.50 4.50 3.50 2.50

(a) Vegetable garden display of 6 different vegetables.

(b) Apple display of 5 varieties of apples.

History: Cr. Register, November, 1990, No. 419, eff. 12-1-90.

**ATCP 160.22 Flowers and house plants; department 15. (1) FLOWERS.**

(a) Premium level one . . . . . \$1.75 1.50 1.25 1.00

Cut flowers with one, 2, or 3 blooms or spikes.

(b) Premium level two . . . . . \$2.50 2.25 2.00 1.50

Bouquets with 5 or more blooms or spikes.

(c) Premium level three . . . . . \$3.00 2.50 2.00 1.50

Floral arrangements with a specified theme.

(2) HOUSE PLANTS.

Premium level one . . . . . \$2.00 1.75 1.50 1.25

History: Cr. Register, November, 1990, No. 419, eff. 12-1-90.

**ATCP 160.23 Natural sciences; department 16.**

Entry classes are limited to the following categories under each premium level.

(1) Premium level one. . . . . \$1.75 1.50 1.25 1.00

(a) Beeswax

(b) Queen bee

(2) Premium level two. . . . . \$2.50 2.25 2.00 1.50

(a) Honey

(b) Maple syrup

(c) Maple syrup products

(d) Other natural science exhibits. This class includes but is not limited to sorghum, sorghum products and the like.

(3) Premium level three. . . . . \$5.50 4.50 3.50 2.50

Observation bee hive.

(4) Premium level four. . . . . \$10.00 8.00 6.00 4.00

Christmas trees; all exhibits.

History: Cr. Register, November, 1990, No. 419, eff. 12-1-90.

**ATCP 160.24 Cultural art; department 18.**

A county or district fair board may establish one or more cultural art entry classes at any of the following premium levels:

(1) **PREMIUM LEVEL ONE.** For each entry class at premium level one, a county or district fair may pay first–place to fourth–place premiums of \$3.00, \$2.50, \$2.00 and \$1.50, respectively.

(2) **PREMIUM LEVEL TWO.** For each entry class at premium level two, a county or district fair may pay first–place to fourth–place premiums of \$4.50, \$3.50, \$2.50 and \$1.50, respectively.

(3) **PREMIUM LEVEL THREE.** For each entry class at premium level three, a county or district fair may pay first–place to fourth–place premiums of \$5.50, \$4.50, \$3.50 and \$2.50, respectively.

**Note:** A county or district fair board may create an entry class for decorated cakes under this section or in the “foods and nutrition” department under s. ATCP 160.28, but not both.

**History:** Cr. Register, November, 1990, No. 419, eff. 12–1–90; am. (1) (intro.), Register, July, 1995, No. 475, eff. 8–1–95; r. and recr., Register, November, 2000, No. 539, eff. 12–1–00.

**ATCP 160.25 Antiques; department 19.** Premiums for all exhibits may be paid in the following level one amounts.

Premium level one. . . . . \$3.00 2.50 2.00 1.50

**History:** Cr. Register, November, 1990, No. 419, eff. 12–1–90.

**ATCP 160.26 Photography; department 20.** Premiums for all exhibits may be paid in the following level one amounts.

Premium level one. . . . . \$4.50 3.50 2.50 1.50

(1) Professional.

(2) Amateur.

**History:** Cr. Register, November, 1990, No. 419, eff. 12–1–90.

**ATCP 160.27 Woodworking; department 22.** A county or district fair board may establish one or more woodworking entry classes at any of the following premium levels:

(1) **PREMIUM LEVEL ONE.** For each entry class at premium level one, a county or district fair may pay first–place to fourth–place premiums of \$3.00, \$2.50, \$2.00 and \$1.50, respectively.

(2) **PREMIUM LEVEL TWO.** For each entry class at premium level two, a county or district fair may pay first–place to fourth–place premiums of \$5.50, \$4.50, \$3.50 and \$2.50, respectively.

**History:** Cr. Register, November, 1990, No. 419, eff. 12–1–90; r. and recr., Register, November, 2000, No. 539, eff. 12–1–00.

**ATCP 160.28 Foods and nutrition; department 25.** A county or district fair board may establish one or more food or nutrition entry classes at any of the following premium levels:

(1) **PREMIUM LEVEL ONE.** For each entry class at premium level one, a county or district fair may pay first–place to fourth–place premiums of \$1.75, \$1.50, \$1.25 and \$1.00, respectively.

(2) **PREMIUM LEVEL TWO.** For each entry class at premium level two, a county or district fair may pay first–place to fourth–place premiums of \$2.00, \$1.75, \$1.50 and \$1.25, respectively.

(3) **PREMIUM LEVEL THREE.** For each entry class at premium level three, a county or district fair may pay first–place to fourth–place premiums of \$2.50, \$2.25, \$2.00 and \$1.50, respectively.

**History:** Cr. Register, November, 1990, No. 419, eff. 12–1–90; renum. (1) (g) to be (1) (h) and cr. (1) (g), Register, July, 1995, No. 475, eff. 8–1–95; r. and recr., Register, November, 2000, No. 539, eff. 12–1–00.

**ATCP 160.29 Clothing; department 26.** (1) **ADULT OR TEENAGE GARMENTS.** A county or district fair board may establish one or more entry classes for adult or teenage garments at any of the following premium levels, and may divide any entry class into amateur and professional classes:

(a) *Premium level one.* For each entry class at premium level one, a county or district fair may pay first–place to fourth–place premiums of \$1.75, \$1.50, \$1.25 and \$1.00, respectively.

(b) *Premium level two.* For each entry class at premium level two, a county or district fair may pay first–place to fourth–place premiums of \$2.00, \$1.75, \$1.50 and \$1.25, respectively.

(c) *Premium level three.* For each entry class at premium level three, a county or district fair may pay first–place to fourth–place premiums of \$2.25, \$2.00, \$1.75 and \$1.50, respectively.

(d) *Premium level four.* For each entry class at premium level four, a county or district fair may pay first–place to fourth–place premiums of \$2.50, \$2.25, \$2.00 and \$1.50, respectively.

(e) *Premium level five.* For each entry class at premium level five, a county or district fair may pay first–place to fourth–place premiums of \$4.50, \$3.50, \$2.50 and \$1.50, respectively.

(2) **INFANT AND CHILDREN’S GARMENTS.** A county or district fair board may establish one or more entry classes for infant and children’s garments at any of the following premium levels:

(a) *Premium level one.* For each entry class at premium level one, a county or district fair may pay first–place to fourth–place premiums of \$1.75, \$1.50, \$1.25 and \$1.00, respectively.

(b) *Premium level two.* For each entry class at premium level two, a county or district fair may pay first–place to fourth–place premiums of \$2.50, \$2.25, \$2.00 and \$1.50, respectively.

**History:** Cr. Register, November, 1990, No. 419, eff. 12–1–90; r. and recr. (1) (intro.), Register, July, 1995, No. 475, eff. 8–1–95; r. and recr., Register, November, 2000, No. 539, eff. 12–1–00.

**ATCP 160.30 Knitting and crocheting; department 27.** (1) **KNITTING.** A county or district fair board may establish one or more knitting entry classes at any of the following premium levels:

(a) *Premium level one.* For each entry class at premium level one, a county or district fair board may establish one or more knitting entry classes at any of the following premium levels:

(a) *Premium level one.* For each entry class at premium level one, a county or district fair may pay first–place to fourth–place premiums of \$1.75, \$1.50, \$1.25 and \$1.00, respectively.

(b) *Premium level two.* For each entry class at premium level two, a county or district fair may pay first–place to fourth–place premiums of \$2.00, \$1.75, \$1.50 and \$1.25, respectively.

(c) *Premium level three.* For each entry class at premium level three, a county or district fair may pay first–place to fourth–place premiums of \$2.25, \$2.00, \$1.75 and \$1.50, respectively.

(d) *Premium level four.* For each entry class at premium level four, a county or district fair may pay first–place to fourth–place premiums of \$2.50, \$2.25, \$2.00 and \$1.50, respectively.

(e) *Premium level five.* For each entry class at premium level five, a county or district fair may pay first–place to fourth–place premiums of \$3.00, \$2.50, \$2.00 and \$1.50, respectively.

(2) **CROCHETING.** A county or district fair board may establish one or more crocheting entry classes at any of the following premium levels:

(a) *Premium level one.* For each entry class at premium level one, a county or district fair may pay first–place to fourth–place premiums of \$1.75, \$1.50, \$1.25 and \$1.00, respectively.

(b) *Premium level two.* For each entry class at premium level two, a county or district fair may pay first–place to fourth–place premiums of \$2.25, \$2.00, \$1.75 and \$1.50, respectively.

(c) *Premium level three.* For each entry class at premium level three, a county or district fair may pay first–place to fourth–place premiums of \$2.50, \$2.25, \$2.00 and \$1.50, respectively.

**History:** Cr. Register, November, 1990, No. 419, eff. 12–1–90; r. and recr., Register, November, 2000, No. 539, eff. 12–1–00.

**ATCP 160.31 Home furnishings; department 28.** A county or district fair board may establish one or more home furnishings entry classes at any of the following premium levels:

(1) **PREMIUM LEVEL ONE.** For each entry class at premium level one, a county or district fair may pay first–place to fourth–place premiums of \$1.75, \$1.50, \$1.25 and \$1.00, respectively.

(2) **PREMIUM LEVEL TWO.** For each entry class at premium level two, a county or district fair may pay first–place to fourth–place premiums of \$2.00, \$1.75, \$1.50 and \$1.25, respectively.

(3) **PREMIUM LEVEL THREE.** For each entry class at premium level three, a county or district fair may pay first–place to fourth–place premiums of \$3.00, \$2.50, \$2.00 and \$1.50, respectively.

(4) **PREMIUM LEVEL FOUR.** For each entry class at premium level four, a county or district fair may pay first–place to fourth–place premiums of \$4.50, \$3.50, \$2.50 and \$1.50, respectively.

**History:** Cr. Register, November, 1990, No. 419, eff. 12–1–90; am. (3) (c) to (e) and cr. (4) (e) and (f), Register, July, 1995, No. 475, eff. 8–1–95; r. and recr., Register, November, 2000, No. 539, eff. 12–1–00.

**ATCP 160.32 Booths; department 32.** Premiums may be paid for all exhibits in this department in the following level one amounts.

Premium level one. . . . . \$16.00 14.00 12.00 10.00

**History:** Cr. Register, November, 1990, No. 419, eff. 12–1–90.

### Subchapter III — Senior Citizens Division

**ATCP 160.40 Uniform premium lists; senior citizens division.** At the discretion of the local fair, items or articles may be selected from the open division classes in any of the departments specified under subs. (1) to (8). Premiums may be paid in the amount of the corresponding premium level for the entry classes in these departments under subchapter II.

- (1) Plants and soil sciences; department 14.
- (2) Flowers and house plants; department 15.
- (2m) Natural sciences; department 16.
- (3) Cultural arts; department 18.
- (3m) Antiques; department 19.
- (4) Photography; department 20.
- (5) Woodworking; department 22.
- (6) Foods and nutrition; department 25.
- (6m) Clothing; department 26.
- (7) Knitting and crocheting; department 27.
- (8) Home furnishings; department 28.

**History:** Cr. Register, November, 1990, No. 419, eff. 12–1–90; am. (intro.), Register, July, 1995, No. 475, eff. 8–1–95; CR 11–037: cr. (2m), (3m), (6m) Register April 2012 No. 676, eff. 5–1–12; correction in numbering of (3m) made under s. 13.92 (4) (b) 1., Stats., Register April 2012 No. 676.

### Subchapter IV — Junior Fair Division

**ATCP 160.50 Premium lists.** The uniform premium lists in this subchapter are the amounts on which state premium aid may be paid to a county or district fair. State premium aid is also limited to the classes set forth in this subchapter. Maximum premiums are listed in dollar amounts for 1st, 2nd, 3rd and 4th places for each entry class within a premium level.

**History:** Cr. Register, November, 1990, No. 419, eff. 12–1–90.

**ATCP 160.51 Dairy cattle; department 1. (1) GENERAL.** For any recognized breed of dairy cattle, a fair board may establish any of the entry classes identified in pars. (a) to (c). The fair board may establish separate entry classes for registered and grade cattle of each type, or may combine registered and grade cattle of each type in a single entry class. The fair board may pay first–place to fourth–place premiums in each entry class at the applicable levels specified in pars. (a) to (c). Entry classes may be judged using the regular or Danish judging system.

- (a) Premium level one: \$9.00, \$8.00, \$7.00, \$5.00.
  1. Heifer calf; spring.
  2. Heifer calf; winter.
  3. Heifer calf; fall.
- (b) Premium level 2: \$11.00, \$9.00, \$7.00, \$5.00.
  1. Heifer calf; summer yearling.
  2. Heifer calf; spring yearling.
  3. Heifer; winter yearling.
  4. Heifer; fall yearling.
- (c) Premium level 3: \$12.00, \$10.00, \$8.00, \$6.00.

1. Cow at least 2 but less than 3 years old.
2. Cow at least 3 but less than 4 years old.
3. Cow at least 4 but less than 5 years old.
4. Cow at least 5 years old.
5. Dry cow at least 3 years old.

(2) **SHOWMANSHIP.** A county or district fair board may establish one or more dairy cattle showmanship entry classes, and for each entry class may pay first–place to fourth–place premiums of \$3.00, \$2.50, \$2.00 and \$1.50, respectively. The board may subdivide entry classes as appropriate. All entry classes shall be judged using the Danish judging system.

(3) **ADVENTURES IN DAIRYLAND.** A county or district fair board may establish an “Adventures in Dairyland” entry class. The board may establish this entry class as a dairy cattle entry class under this section, or as an animal and veterinary science entry class under s. ATCP 160.60 (1) (b), but not both. Exhibits in this entry class may include charts, posters, displays or other projects related to the entry class theme, as defined by the board. A county or district fair board may pay first–place to fourth–place premiums of \$1.75, \$1.50, \$1.25 and \$1.00, respectively.

**History:** Cr. Register, November, 1990, No. 419, eff. 12–1–90; am. (1) (b) 4. and 5., Register, July, 1995, No. 475, eff. 8–1–95; r. and recr., Register, November, 2000, No. 539, eff. 12–1–00; CR 11–037: r. and recr. (1) Register April 2012 No. 676, eff. 5–1–12.

**ATCP 160.52 Beef cattle; department 2.** Entry classes under subs. (1) and (2) may be judged using the regular or Danish judging system.

(1) **BREEDING CLASSES OF RECOGNIZED BREEDS, INCLUDING GRADE AND CROSSBRED FEMALES.**

(a) Premium level one. . . . . \$8.00 7.00 6.00 5.00  
Cow; 2 years old and over.

- (b) Premium level two. . . . . \$9.00 8.00 7.00 5.00
1. Bull calf; junior.
  2. Bull calf; senior.
  3. Heifer calf; junior.

- (c) Premium level three. . . . . \$11.00 9.00 7.00 5.00
1. Heifer calf; senior.
  2. Heifer; summer yearling.
  3. Heifer; junior yearling.
  4. Heifer; senior yearling.

(2) **MARKET CLASSES.** A fair board may establish market beef entry classes under pars. (a) to (c). Animals entered in market beef entry classes shall be raised to be sold at market and shall be shown by weight. Entries may include beef, crossbred beef, dairy beef cross or dairy beef breeds. A fair board may establish weight limits for each entry class but may not limit entry classes by breed or sex. If 16 or more animals are entered in any entry class, that class may be divided into 2 or more approximately equal subclasses and each subclass may be judged as a separate class. An exhibitor may enter up to 3 animals under this subsection, and may receive up to 2 premiums in any entry class under this subsection. For each class established under this subsection, a county or district fair may pay first–place to fourth–place premiums of \$8.00, \$7.00, \$6.00 and \$5.00 respectively.

- (a) Market beef; light weight.
- (b) Market beef; medium weight.
- (c) Market beef; heavy weight.

(3) **SHOWMANSHIP.** A county or district fair board may establish one or more beef cattle showmanship entry classes, and for each entry class may pay first–place to fourth–place premiums of \$3.00, \$2.50, \$2.00 and \$1.50, respectively. The board may subdivide entry classes as appropriate. All entry classes shall be judged using the Danish judging system.

(4) **CARCASS CLASS.** Entries under this paragraph may be judged using the regular or Danish judging system. An exhibitor may enter a market beef shown at the current fair or another mar-

ket beef entered only in the carcass class, but each exhibitor is limited to a single entry in the carcass class. Additional requirements may be established by the local fair board. Premiums may be paid all exhibits in the following level one amounts.

Premium level one. . . . . \$6.00 5.00 4.00 3.00

(5) FEEDER CALF. The fair board may establish a feeder calf single entry class, or 2 separate entry classes based on weight.

**History:** Cr. Register, November, 1990, No. 419, eff. 12-1-90; r. (2) (c), renum. (2) (d) and (e) to (4) and (5), cr. (3), Register, November, 2000, No. 539, eff. 12-1-00; CR 11-037: r. and recr. (2), am. (4) (title), r. and recr. (5) Register April 2012 No. 676, eff. 5-1-12.

**ATCP 160.53 Swine; department 3.** Exhibits entered in classes under subs. (1), (2) and (4) may be judged using the regular or Danish judging system.

(1) BREEDING CLASSES. Exhibits shall consist of recognized breeds, including grade and crossbred females. Entry classes within breed are limited to the categories under pars. (a) to (h) and premiums may be paid in the following level one amounts.

Premium level one. . . . . \$6.00 5.00 4.00 3.00

- (a) Boar; senior spring, January.
- (b) Boar; senior spring, February.
- (c) Boar; junior spring pig, March.
- (d) Sow; Junior yearling.
- (e) Sow; senior pig.
- (f) Sow; senior spring, January.
- (g) Sow; senior spring, February.
- (h) Sow; junior spring pig, March.

(2) MARKET CLASSES. A fair board may establish up to 3 market swine entry classes, based on weight. Swine in each class shall be raised to be sold at market and shall be shown by weight. The fair board may establish weight limits for each entry class, but may not limit an entry class by breed, sex or age. If 16 or more swine are entered in any entry class, that class may be divided into 2 or more approximately equal subclasses, and each subclass may be judged as a separate class. An exhibitor may enter up to 3 swine in entry classes under this subsection, and may receive up to 2 premiums in any entry class under this subsection. For each entry class established under this subsection, the fair board may pay first-place to fourth-place premiums of \$6.00, \$5.00, \$4.00 and \$3.00.

(3) SHOWMANSHIP. A county or district fair board may establish one or more swine showmanship entry classes, and for each entry class may pay first-place to fourth-place premiums of \$3.00, \$2.50, \$2.00 and \$1.50, respectively. The board may subdivide entry classes as appropriate. All entry classes shall be judged using the Danish judging system.

(4) CARCASS CLASS. The fair board may establish a swine carcass entry class. The fair board may establish standards for the entry class, and subclasses within the class. An exhibitor may enter only one market pig in the swine carcass class, but that pig may also be entered in a market swine entry class under sub. (2) at the same fair. For the swine carcass class, the fair board may pay first-place to fourth-place premiums of \$6.00, \$5.00, \$4.00 and \$3.00.

**History:** Cr. Register, November, 1990, No. 419, eff. 12-1-90; r. and recr. (2) (intro.) and r. (2) (d), Register, July, 1995, No. 475, eff. 8-1-95; correction in (2) (intro.) made under s. 13.93 (2m) (b) 7., Stats., Register, November, 1999, No. 527; am. (2) (intro.), r. and recr. (3), Register, November, 2000, No. 539, eff. 12-1-00; CR 11-037: r. and recr. (2), (4) Register April 2012 No. 676, eff. 5-1-12.

**ATCP 160.54 Sheep; department 4.** (1) BREED CLASSES. (a) A county or district fair may, for any registered breed of sheep, establish an entry class for any of the following categories:

1. Spring ram lamb.
2. Winter ram lamb.
3. Fall ram lamb.

4. Yearling ram.
5. Spring ewe lamb.
6. Winter ewe lamb.
7. Fall ewe lamb.
8. Yearling ewe.
9. Mature ewe.
10. Pair of lambs.
11. Flock.

(b) For each entry class established under par. (a), a county or district fair may receive state aid for first-place to fourth-place premiums of \$5.00, \$4.00, \$3.00 and \$2.00, respectively.

(2) MARKET CLASSES. A fair board may establish up to 3 market lamb entry classes, based on weight. Lambs in each class shall be raised to be sold at market and shall be shown by weight. The fair board may establish weight limits for each entry class, but may not limit an entry class by breed, sex or age. If 16 or more lambs are entered in any entry class, that class may be divided into 2 or more approximately equal subclasses, and each subclass may be judged as a separate class. An exhibitor may enter up to 3 lambs in entry classes under this subsection, and may receive up to 2 premiums in any entry class under this subsection. For each entry class established under this subsection, a fair board may pay first-place to fourth-place premiums of \$5.00, \$4.00, \$3.00 and \$2.00.

(3) SHOWMANSHIP. A fair board may establish one or more sheep showmanship entry classes. For each showmanship entry class, the fair board may pay first-place to fourth-place premiums of \$3.00, \$2.50, \$2.00 and \$1.50. The fair board may subdivide showmanship entry classes as appropriate. All showmanship entry classes shall be judged using the Danish judging system.

(4) CARCASS CLASS. Entries under this paragraph may be judged using the regular or Danish judging system. An exhibitor may enter a market lamb shown at the current fair or another market lamb entered only in the carcass class, but each exhibitor is limited to a single entry in the carcass class. Additional requirements may be established by the local fair board. Premiums may be paid all exhibits in the following level one amounts.

Premium level one. . . . . \$6.00 5.00 4.00 3.00

(5) MARKET WOOL/FLEECE SHOW CLASS. A market wool show class or classes may be established at the discretion of the local fair board. Premiums may be paid all exhibits in the following level one amounts.

Premium level one . . . . . \$5.00 4.00 3.00 2.00

(6) DAIRY SHEEP. A county or district fair board may establish one or more dairy sheep entry classes, and for each entry class may pay first-place to fourth-place premiums of \$5.00, \$4.00, \$3.00 and \$2.00, respectively. All entry classes shall be judged using the Danish judging system.

(7) SHEARING. Sheep shown under this section shall meet the following requirements:

- (a) Wool breeds shall be shown with 2 inches or less of fleece.
- (b) Dairy breeds shall be slick shorn.
- (c) Breeds other than those in pars. (a) and (b) shall be shown with not more than one inch of fleece on any part of the animal's body.

**History:** Cr. Register, November, 1990, No. 419, eff. 12-1-90; r. (intro.) and r. and recr. (1) and (2), Register, July, 1995, No. 475, eff. 8-1-95; r. and recr. (3), cr. (6), Register, November, 2000, No. 539, eff. 12-1-00; CR 11-037: r. (1) (c), r. and recr. (2), (3), cr. (7) Register April 2012 No. 676, eff. 5-1-12.

**ATCP 160.55 Goats; department 5.** (1) BREED CLASSES. A fair board may establish entry classes under subs. (2) to (4) in any of the following breed classes established by the board:

- (a) A class for any single breed of goats.
- (b) A "combined purebreds" class consisting of 2 or more breeds, none of which is established as a separate category under par. (a).

(c) A class for any recorded grade of goats that is eligible for registry.

(d) A class for goats that do not qualify in any category established under pars. (a) to (c).

**(2) DAIRY GOATS; ENTRY CLASSES AND PREMIUMS.** A fair board may, for any dairy goat breed class established under sub. (1), establish any of the following entry classes and pay first–place to fourth–place premiums in each entry class at the following applicable premium levels:

(a) Premium level one: \$5.00, \$4.00, \$3.00, \$2.00.

1. Junior doe kid less than 4 months old.
2. Senior doe kid at least 4 months but less than 7 months old.
3. Junior yearling doe at least 7 months but less than 12 months old.
4. Senior yearling doe at least 12 months but less than 24 months old and not in milk.

(b) Premium level 2: \$6.00, \$5.00, \$4.00, \$3.00.

1. Yearling milker under 2 years old and in milk.
2. Junior milker at least 2 years old but under 3 years old and in milk.

3. Mature milker at least 3 years old but under 5 years old.
4. Aged milker at least 5 years old.
5. Junior get of sire. A junior get of sire entry shall consist of 3 does under 2 years old that are not in milk and are the get of one sire. The animals need not be owned by the same exhibitor.

6. Senior get of sire. A senior get of sire entry shall consist of 3 does that are the get of one sire. At least one of the does shall be in milk. The animals need not be owned by the same exhibitor, but all of the exhibitors shall be in the senior age group.

7. Produce of dam. A produce of dam entry shall consist of 2 does of any age that are the produce of one dam. Both animals shall be owned by the same exhibitor.

8. Dam and daughter. A dam and daughter entry shall consist of one doe of any age and its dam. The animals need not be owned by the same exhibitor.

9. Exhibitor's herd. An exhibitor's herd entry shall consist of one doe under one year old, one doe at least one year old but less than 2 years old, and one doe at least 2 years old. All of the animals shall be owned by the same exhibitor.

**(3) MEAT GOATS; ENTRY CLASSES AND PREMIUMS.** A fair board may, for any meat goat breed class established under sub. (1), establish any of the following entry classes and pay first–place to fourth–place premiums in each entry class at the following applicable levels:

(a) Premium level one: \$5.00, \$4.00, \$3.00, \$2.00.

1. Junior doe kid less than 4 months old.
2. Senior doe kid at least 4 months but less than 7 months old.
3. Junior yearling doe at least 7 months but less than 12 months old.
4. Senior yearling doe at least 12 months but less than 24 months old and not in milk.

(b) Premium level 2: \$6.00, \$5.00, \$4.00, \$3.00.

1. Doe at least 2 years but under 3 years old.
2. Doe at least 3 years but under 5 years old.
3. Doe at least 5 years old.
4. Wether less than one year old.
5. Wether at least one year old.
6. Dam and single offspring. The offspring may be a doe or wether.

**(4) OTHER GOATS; ENTRY CLASSES AND PREMIUMS.** A fair board may for any goat breed class established under sub. (1) that is not a dairy or meat goat breed class, establish any of the following entry classes and award first–place to fourth–place premiums for each entry class at the following applicable levels:

(a) Premium level one: \$5.00, \$4.00, \$3.00, \$2.00.

1. Junior doe kid less than 4 months old.
2. Senior doe kid at least 4 months but less than 7 months old.
3. Junior yearling doe at least 7 months but less than 12 months old.
4. Senior yearling doe at least 12 months but less than 24 months old and not in milk.

(b) Premium level 2: \$6.00, \$5.00, \$4.00, \$3.00.

1. Doe at least 2 years old but under 3 years old.
2. Doe at least 3 years old but under 5 years old.
3. Doe at least 5 years old.
4. Wether under one year old.
5. Wether at least one year old.
6. Dam and single offspring. The offspring may be a doe or wether.

**(5) SHOWMANSHIP.** A fair board may establish one or more goat showmanship entry classes. For each showmanship entry class, the fair board may pay first–place to fourth–place premiums of \$3.00, \$2.50, \$2.00 and \$1.50. The fair board may subdivide showmanship entry classes as appropriate. All showmanship entry classes shall be judged using the Danish judging system.

**(6) CARCASS CLASS.** Entries under this subsection may be judged using the regular or Danish judging system. An exhibitor may enter a market goat shown at the current fair or another market goat entered only in the carcass class, but each exhibitor is limited to a single entry in the carcass class. Additional requirements may be established by the local fair board. Premiums may be paid all exhibits in the following level one amounts.

Premium level one: \$6.00, \$5.00, \$4.00, \$3.00

**(7) HORNS.** Goats with full natural horns may not be entered unless full natural horns are a standard for a specific breed.

**History:** Cr. Register, November, 1990, No. 419, eff. 12–1–90; correction in (2) (i) made under s. 13.93 (2m) (b) 7., Stats., Register, November, 1999, No. 527; r. and recr., Register, November, 2000, No. 539, eff. 12–1–00; r. and recr., Register April 2012 No. 676, eff. 5–1–12; correction in numbering in sub (4) (b) made under s. 13.92 (4) (b) 1., Stats., Register April 2012 No. 676.

### ATCP 160.56 Horses and ponies; department 6.

**(1) LIGHT HORSES, DRAFT HORSES AND PONIES.** A county or district fair may establish one or more classes of horse and pony exhibits for each category identified under pars. (a) to (f). A county or district fair may establish separate classes under each paragraph based on the criteria listed under that paragraph. A county or district fair shall use the Danish judging system for all entries in showmanship and equitation classes under pars. (a) and (b), and the regular judging system for entries in all classes under pars. (c) to (f). For each class established under this subsection, a county or district fair may receive state aid for first–place to fourth–place premiums of \$8.00, \$7.00, \$6.00 and \$5.00, respectively. No exhibitor may enter more than 2 animals in all classes established under this subsection.

(a) *Showmanship.* A county or district fair may establish one or more showmanship classes based on any of the criteria specified under subs. 1. to 5. Judging shall be based on the exhibitor's ability to show the animal at halter. An animal shown for premiums under this paragraph may not be shown for premiums under par. (b) except by another member of the same immediate family, but may be shown for ribbons under par. (b) by any person.

1. Academic grade level of exhibitor.
2. Beginning, intermediate, or advanced level of showmanship.
3. Size of pony.
4. Type of horse or pony, such as western, English, hunt, show pony, or draft horse.
5. Exhibitor's managerial or ownership status of the exhibited animal.



(b) *Horsemanship or equitation.* A county or district fair may establish one or more reinsmanship or equitation classes based on any of the criteria specified under subds. 1. to 5. Judging shall rate the exhibitor's ability to drive or ride a horse or pony. An animal shown for premiums under this paragraph may not be shown for premiums under par. (a) except by another member of the same immediate family, but may be shown for ribbons under par. (a) by any person.

1. Academic grade level of exhibitor.
2. Beginning, intermediate, or advanced level of horsemanship.
3. Size of pony.
4. Type of animal such as western, English, hunt or draft.
5. Exhibitor's managerial or ownership status of the exhibited animal.

(c) *Pleasure.* A county or district fair may establish one or more pleasure mount or pleasure driving classes based on any of the criteria specified under subds. 1. to 7. Judging shall rate the performance of the horse or pony as a pleasure mount or in pleasure driving. An animal shown for premiums in a class established under this paragraph may not be shown for premiums in any class established under pars. (d) to (f), but may be shown for ribbons in any of those classes.

1. Academic grade level of exhibitor.
2. Beginning, intermediate, or advanced level of exhibitor.
3. Size of pony.
4. Pleasure mount or pleasure driving.
5. Type of animal such as western, English, hunt or draft.
6. Roadster.
7. Exhibitor's managerial or ownership status of exhibited animal.

(d) *Halter.* A county or district fair may establish one or more halter classes based on any of the criteria specified under subds. 1. to 6. Judging shall rate the conformation of the horse or pony. An animal shown for premiums in a class established under this paragraph may not be shown for premiums in any class established under par. (c), (e) or (f), but may be shown for ribbons in any of those classes.

1. Age of horse or pony.
2. Size of pony.
3. Sex of animal; mare or gelding.
4. Managerial or ownership.
5. Type or breed of horse or pony.
6. Mare and foal.

(e) *Trail or obstacle driving.* A county or district fair may establish one or more horse or pony classes in this category based on any of the criteria specified under subds. 1. to 5. An animal shown for premiums in a class established under this paragraph may not be shown for premiums in any class established under par. (c), (d) or (f), but may be shown for ribbons in any of those classes.

1. Academic grade level of exhibitor.
2. Beginning, intermediate, or advanced level of exhibitor in trail or obstacle driving.
3. Size of pony.
4. Type of animal such as western, English, hunt or draft.
5. Exhibitor's managerial or ownership status of the exhibited animal.

(f) *Gymkhana.* A county or district fair may establish one or more horse or pony classes in this category, including pole bending, barrel racing, plug racing and flag racing. Classes may also be based on any of the criteria specified under subds. 1. to 3. All gymkhana classes are timed events. An animal shown for premiums in a class established under this paragraph may not be shown for premiums in any class established under pars. (c) to (e), but may be shown for ribbons in any of those classes.

1. Academic grade level of exhibitor.
2. Beginning, intermediate, or advanced level of exhibitor in gymkhana events.
3. Exhibitor's managerial or ownership status of the exhibited animal.

(2) **EQUINE PROJECTS NOT INVOLVING A HORSE OR PONY.** A county or district fair may establish one or more classes of equine-related exhibits that do not include a live horse or pony. A county or district fair shall use the Danish judging system for all classes in this category. Exhibits under this subsection may include charts, posters, displays, and model horse projects. An exhibit entered in a class under this subsection may not be entered in an animal and veterinary science class under s. ATCP 160.60 (1) (a). For each class established under this subsection, a county or district fair may receive state aid for first-place to fourth-place premiums of \$1.75, \$1.50, \$1.25 and \$1.00, respectively.

(3) **CLOTHING; EQUESTRIAN ATTIRE.** Premiums may be paid all exhibits at the premium level under s. ATCP 160.72 (3) in the clothing department of the junior fair division.

**History:** Cr. Register, November, 1990, No. 419, eff. 12-1-90; r. and recr. (1) (intro.), (1) (a) (intro.), (1) (b) (intro.) and 4., (1) (c) (intro.), 4. and 5., (1) (d) (intro.) and 2); cr. (1) (e) and (f), Register, July, 1995, No. 475, eff. 8-1-95; am. (1) (a) 1., (b) 1., (c) 1., (e) 1., and (f) 1., Register, November, 2000, No. 539, eff. 12-1-00; correction in (3) made under s. 13.93 (2m) (b) 7., Stats., Register, November, 2000, No. 539.

**ATCP 160.57 Poultry and poultry products; department 7. (1) ENTRY CLASS AND PREMIUMS; EGGS.** A county or district fair board may establish an entry class of poultry eggs and may pay first-place to fourth-place premiums of \$1.75, \$1.50, \$1.25 and \$1.00, respectively.

(2) **ENTRY CLASSES AND PREMIUMS; MARKET POULTRY.** A county or district fair board may establish an entry class for any of the following market poultry classes, and for each entry class may pay first-place to fourth-place premiums of \$2.00, \$1.75, \$1.50 and \$1.25, respectively.

- (a) Yearling hen; determined on past egg production.
- (b) Capons; 2 birds, each weighing over 7 pounds.
- (c) Roaster chickens; 2 birds of either sex, each weighing 5 to 8 pounds.
- (d) Roaster chickens; 2 birds with combined weight of 8 pounds or more.
- (e) Broiler chickens; 2 young birds, each weighing 2.5 to 4.5 pounds.
- (f) Young duck; either sex, weighing 5 pounds or more.
- (g) Young geese; either sex, weighing 7 pounds or more.
- (h) Young turkey; either sex, over 15 weeks of age.

(3) **ENTRY CLASSES AND PREMIUMS; POULTRY BREEDS.** A county or district fair board may establish any of the following entry classes for any breed class under par. (b), and for each entry class may pay first-place to fourth-place premiums of \$2.00, \$1.75, \$1.50 and \$1.25, respectively:

- (a) Poultry other than pigeons.
  1. Old male.
  2. Old female.
  3. Young male.
  4. Young female.
- (b) Pigeons.
  1. Old cock.
  2. Old hen.
  3. Young cock.
  4. Young hen.
- (c) A poultry breed class may consist of one or more poultry breeds within any of the following groups, provided that no individual breed is included in more than one breed class:
  1. American breeds.
  2. Mediterranean breeds.

3. Crossbreeds.
4. Asiatic breeds.
5. English breeds.
6. Bantam breeds.
7. Other standard breeds.
8. Ducks.
9. Geese.
10. Turkeys.
11. Pigeons.
12. Guinea fowl.

**(4) SHOWMANSHIP.** A county or district fair board may establish one or more poultry showmanship entry classes, and for each entry class may pay first–place to fourth–place premiums of \$3.00, \$2.50, \$2.00 and \$1.50, respectively. The board may subdivide entry classes as appropriate. All entry classes shall be judged using the Danish judging system.

**History:** Cr. Register, November, 1990, No. 419, eff. 12–1–90; am. (1) (a) 1. and (k) 3.; r. (1) (k) 4. to 7. to be (1) (k) 5. to 8.; cr. (1) (k) 4. and (4), Register, July, 1995, No. 475, eff. 8–1–95; r. and recr., Register, November, 2000, No. 539, eff. 12–1–00.

**ATCP 160.58 Rabbits; department 8. (1) BREED CLASSES.** Breed classes set forth under s. ATCP 160.18 (2) are the breed entry classes under this subsection. Entry classes may be judged using the regular or Danish judging system. The local fair board may limit the number of breeds which a single exhibitor may show.

**(2) ENTRY CLASSES.** Entry classes within breeds are limited to the categories under par. (a) 1. to 6. and premiums for all exhibits may be paid in the following level one amounts.

Premium level one . . . . . \$2.00 1.75 1.50 1.25

(a) *Age categories.* The age categories under subds. 1. to 6. may be used to establish classes in addition to the breed classes under sub. (1). The intermediate age category (6 to 8 months of age) for bucks and does under subds. 3. and 4. may be established by the local fair board if the American rabbit breeders association recognizes the intermediate age category and there is sufficient demand within the county to justify the additional classes.

1. Buck under 6 months of age.
2. Doe under 6 months of age.
3. Buck; 6 to 8 months of age.
4. Doe; 6 to 8 months of age.
5. Buck over 8 months of age.
6. Doe over 8 months of age.

(b) *Meat pen.* A meat pen exhibit shall consist of 3 rabbits, all of which shall be of the same breed and variety. No rabbit may be over 69 days old nor weigh over 5 pounds. Rabbits entered in this exhibit may not be entered in any other class.

(c) *Single fryer.* Any rabbit entered as a single fryer may not be over 69 days old nor weigh over 5 pounds. The rabbit may not be entered in any other class.

(d) *Roaster rabbit.* The exhibit consists of a single rabbit of either sex, between 70 and 180 days old, weighing not less than 5 pounds and which may not be entered in another class.

(e) *Crossbred rabbit.* The exhibit consists a single rabbit of either sex in one of the following age subcategories.

1. Over 6 months of age.
2. Under 6 months of age.

(f) *Pet rabbit.* The exhibit consists of a single rabbit of either sex, over 6 months of age, which is shown in no other class under this section.

**(3) SHOWMANSHIP.** A county or district fair board may establish one or more rabbit showmanship entry classes, and for each entry class may pay first–place to fourth–place premiums of \$3.00, \$2.50, \$2.00 and \$1.50, respectively. The board may sub-

divide entry classes as appropriate. All entry classes shall be judged using the Danish judging system.

**History:** Cr. Register, November, 1990, No. 419, eff. 12–1–90; am. (2) (f), Register, July, 1995, No. 475, eff. 8–1–95; r. and recr. (3), Register, November, 2000, No. 539, eff. 12–1–00.

**ATCP 160.59 Dogs; department 9. (1) ENTRY CLASSES.** A county or district fair board may establish one or more dog entry classes in any of the categories under pars. (a) to (k), and for each entry class may pay first–place to fourth–place premiums of \$4.50, \$3.50, \$2.50 and \$1.50 respectively. All entry classes shall be judged on dog obedience using the regular or Danish judging system. All dogs which are entered as exhibits under this section shall have current distemper and rabies vaccinations.

(a) Pre–novice A. The exhibitor has had no previous experience in training a dog. The class may be subdivided into groups based on academic grade level or grade level groupings of exhibitors.

(b) Pre–novice B. The exhibitor has had previous experience in training a dog, but is now training an untrained dog, or an inexperienced exhibitor is showing a previously trained dog.

- (c) Novice
- (d) Graduate novice
- (e) Pre–open
- (f) Open
- (g) Pre–utility
- (h) Utility
- (i) Agility.
- (j) Brace.
- (k) Team classes.

**(2) SHOWMANSHIP CLASSES.** A county or district fair board may establish one or more dog showmanship entry classes, and for each entry class may pay first–place to fourth–place premiums of \$3.00, \$2.50, \$2.00 and \$1.50, respectively. The board may establish a single dog showmanship class for all exhibitors, or may subdivide entry classes based upon the academic grade level or grade level groupings of exhibitors.

**History:** Cr. Register, November, 1990, No. 419, eff. 12–1–90; cr. (1) (i) to (k) and (2); r. (3), Register, July, 1995, No. 475, eff. 8–1–95; r. and recr. (1) (intro.), am. (1) (a) (intro.), r. (1) (a) 1. and 2., Register, November, 2000, No. 539, eff. 12–1–00.

**ATCP 160.60 Animal and veterinary science; department 10.** Exhibits in this department may consist of live animals or projects without live animals.

**(1) PROJECT ENTRY CLASSES.** Premiums may be paid all exhibits in pars. (a) and (b) in the following level one amounts.

Premium level one . . . . . \$1.75 1.50 1.25 1.00

(a) *Projects without live animals.* This category includes but is not limited to charts, displays, posters, equipment or other projects involving animal and veterinary science which do not include live animals.

(b) *Adventures in dairyland projects.* This category includes but is not limited to posters, charts, displays, and projects. The local fair board may designate this exhibit as either a dairy cattle class or an animal and veterinary science class, but not both.

**(2) LIVE SPECIAL INTEREST ANIMAL ENTRY CLASSES.** A county or district fair may establish entry classes for special interest animals, such as caged birds and covies, for which no other class has been established. A class established under this subsection shall include at least 6 entries of the same species, except that a county or district fair may establish a class of “any other animals” which may include more than one species and fewer than 6 animals per species. Suggested classes for cage birds and covies are set forth in pars. (a) and (b). For each class established under this subsection, a county or district fair may receive state aid for first–place to fourth–place premiums of \$2.00, \$1.75, \$1.50 and \$1.25, respectively.

(a) *Suggested classes for cage birds.* Each of the classes listed in this paragraph may be divided into separate classes for adult

males and adult females. Young birds that do not have plumage may not be exhibited.

1. Hard bills including finches, canaries and weavers
2. Soft bills including mynas, jays and toucans
3. Psittacines (parrot and parrot-like birds)

(b) *Suggested classes for cavies.*

1. Breed classes
  - a. American
  - b. Abyssinian
  - c. Peruvian
  - d. Crested
  - e. Teddy
  - f. Any other recognized breed
2. Sub-categories of cavy classes; each of the breeds under subd. 1. may be divided into separate boar and sow classes as well as the following age and weight groupings.

- a. Young; up to 4 months of age and less than 22 ounces
- b. Intermediate; 4 to 6 months old and 22 to 30 ounces
- c. Old; over 6 months of age and over 30 ounces.

**History:** Cr. Register, November, 1990, No. 419, eff. 12-1-90; r. and recr. (2) (intro.); r. (2) (a); renum. (2) (b) and (c) to be (2) (a) and (b), Register, July, 1995, No. 475, eff. 8-1-95.

**ATCP 160.61 Llamas, alpacas and domesticated exotic animals; department 11.** A county or district fair may establish an entry class for exotic domestic animals in any of the categories specified under subs. (1) to (4). For each class established under this section, a county or district fair may receive state aid for first-place to fourth-place premiums of \$5.00, \$4.00, \$3.00 and \$2.00, respectively.

(1) Emu.

(2) Ostrich.

(3) Llamas and alpacas. A fair board may award up to 2 premiums for the exhibition of a single llama or alpaca, including no more than one premium in each of the following classes:

- (a) The exhibitor's showmanship.
- (b) The performance of the llama or alpaca. Performance may be judged in any of the following performance categories:

1. Obstacle.
2. Pack.
3. Public relations.
4. Driving and costume.

(4) Exotic domestic animals.

**History:** Cr. Register, November, 1990, No. 419, eff. 12-1-90; r. and recr., Register, July, 1995, No. 475, eff. 8-1-95; correction in (intro.) made under s. 13.93 (2m) (b) 7., Stats., Register, November, 1999, No. 527; cr. (6), Register, November, 2000, No. 539, eff. 12-1-00; CR 11-037: am. (title), r. and recr. (3), r. (4), (5), renum. (6) to be (4) and am. Register April 2012 No. 676, eff. 5-1-12; correction in (intro.) made under s. 13.92 (4) (b) 7., Stats., register April 2012 No. 676.

**ATCP 160.615 Cats; department 13.** A county or district fair may establish entry classes for cats in any of the categories specified under subs. (1) and (2). Mixed breed and purebred cats shall be shown in the same class unless the number of entries warrants the creation of separate classes. A county or district fair may establish additional purebred classes if more than 6 purebreds would otherwise be shown in any class. For each class established under this section, a county or district fair may receive state aid for first-place to fourth-place premiums of \$2.00, \$1.75, \$1.50 and \$1.25, respectively.

(1) A county or district fair may establish entry classes for kittens 4 to 8 months old in any of the following categories:

- (a) Male kittens; short hair.
- (b) Male kittens; long hair.
- (c) Female kittens; short hair.
- (d) Female kittens; long hair.

(2) A county or district fair may establish entry classes for adult cats over 8 months old in any of the following categories:

- (a) Unspayed female cats; short hair.
- (b) Unspayed female cats; long hair.
- (c) Spayed or neutered cats; short hair.
- (d) Spayed or neutered cats; long hair.

**History:** Cr. Register, July, 1995, No. 475, eff. 8-1-95.

#### ATCP 160.62 Plant and soil science; department 14.

A county or district fair board may establish entry classes comprised of projects involving field crops, fruits, vegetables, and other plant and soil science projects. The county or district fair board may establish specific classes and grade level groupings within classes. The entry classes are open to 4-H members enrolled in the designated 4-H project or an alternative project which follows 4-H project guidelines, and to members of other youth organizations doing equivalent work. Exhibits may be judged using the regular or Danish judging system. For each entry class, a county or district fair board may pay first-place to fourth-place premiums at any of the following levels designated by the board:

(1) Premium level one.	\$2.00	1.75	1.50	1.25
(2) Premium level two.	\$2.50	2.25	2.00	1.75
(3) Premium level three.	\$3.00	2.75	2.50	2.25

**History:** Cr. Register, November, 1990, No. 419, eff. 12-1-90; r. and recr., Register, November, 2000, No. 539, eff. 12-1-00.

#### ATCP 160.63 Flowers and house plants; department 15.

A county or district fair board may establish entry classes comprised of projects involving flowers, home landscaping, grounds landscaping, house plants and plant crafts. The county or district fair board may establish specific classes and grade level groupings within classes. The entry classes are open to 4-H members enrolled in the designated 4-H project or an alternative project which follows 4-H project guidelines, and to members of other youth organizations doing equivalent work. Exhibits may be judged using the regular or Danish judging system. For each entry class, a county or district fair board may pay first-place to fourth-place premiums at any of the following levels designated by the board:

(1) Premium level one . . . . .	\$2.00	1.75	1.50	1.25
(2) Premium level two . . . . .	\$2.50	2.25	2.00	1.75
(3) Premium level three . . . . .	\$3.00	2.75	2.50	2.25

**History:** Cr. Register, November, 1990, No. 419, eff. 12-1-90; r. and recr., Register, November, 2000, No. 539, eff. 12-1-00.

#### ATCP 160.64 Natural sciences; department 16.

A county or district fair board may establish entry classes comprised of projects involving bees, birds, entomology, fishing, nature space, outdoor adventures, recycling, shooting sports, trees, water, wildflowers, wildlife habitat, and other natural sciences and environmental education projects. The county or district fair board may establish specific classes and grade level groupings within classes. The entry classes are open to 4-H members enrolled in the designated 4-H project or an alternative project which follows 4-H project guidelines, and to members of other youth organizations doing equivalent work. Exhibits may be judged using the regular or Danish judging system. For each entry class, a county or district fair board may pay first-place to fourth-place premiums at any of the following levels designated by the board:

(1) Premium level one.	\$2.00	1.75	1.50	1.25
(2) Premium level two.	\$2.50	2.25	2.00	1.75
(3) Premium level three.	\$3.00	2.75	2.50	2.25

**History:** Cr. Register, November, 1990, No. 419, eff. 12-1-90; renum. (2) (c) to be (2) (e) and cr. (2) (c) and (2) (d), Register, July, 1995, No. 475, eff. 8-1-95; r. and recr., Register, November, 2000, No. 539, eff. 12-1-00.

#### ATCP 160.65 Youth organizations' early childhood categories; department 17.

A county or district fair board

may establish entry classes comprised of projects involving children in 4-H "Cloverbuds," 4-H "Exploring," and other projects aimed at children in kindergarten to grade 3. The county or district fair board may establish specific classes and grade level groupings within classes. The entry classes are open to 4-H members enrolled in the designated 4-H project or an alternative project which follows 4-H project guidelines, and to members of other youth organizations doing equivalent work. Exhibits may be judged using the regular or Danish judging system. For each entry class, a county or district fair board may pay a single premium of \$1.50 per entry.

**History:** Cr. Register, November, 1990, No. 419, eff. 12-1-90; r. and recr., Register, November, 2000, No. 539, eff. 12-1-00.

**ATCP 160.66 Cultural art; department 18.** A county or district fair board may establish entry classes comprised of projects involving drama, theater arts, folk arts, music, visual arts and crafts, and other cultural arts projects, including computer-generated art. The county or district fair board may establish specific classes and grade level groupings within classes. The entry classes are open to 4-H members enrolled in the designated 4-H project or an alternative project which follows 4-H project guidelines, and to members of other youth organizations doing equivalent work. Exhibits may be judged using the regular or Danish judging system. For each entry class, a county or district fair board may pay first-place to fourth-place premiums at any of the following levels designated by the board:

- |                          |        |      |      |      |
|--------------------------|--------|------|------|------|
| (1) Premium level one.   | \$2.00 | 1.75 | 1.50 | 1.25 |
| (2) Premium level two.   | \$2.50 | 2.25 | 2.00 | 1.75 |
| (3) Premium level three. | \$3.00 | 2.75 | 2.50 | 2.25 |

**History:** Cr. Register, November, 1990, No. 419, eff. 12-1-90; cr. (4), Register, July, 1995, No. 475, eff. 8-1-95; r. and recr., Register, November, 2000, No. 539, eff. 12-1-00.

**ATCP 160.67 Photography; department 20.** A county or district fair board may establish entry classes comprised of projects involving computer-enhanced photos, photographic prints, photographic slides, videos, and other photography projects. The county or district fair board may establish specific classes and grade level groupings within classes. The entry classes are open to 4-H members enrolled in the designated 4-H project or an alternative project which follows 4-H project guidelines, and to members of other youth organizations doing equivalent work. Exhibits may be judged using the regular or Danish judging system. For each entry class, a county or district fair board may pay first-place to fourth-place premiums at any of the following levels designated by the board:

- |                          |        |      |      |      |
|--------------------------|--------|------|------|------|
| (1) Premium level one.   | \$2.00 | 1.75 | 1.50 | 1.25 |
| (2) Premium level two.   | \$2.50 | 2.25 | 2.00 | 1.75 |
| (3) Premium level three. | \$3.00 | 2.75 | 2.50 | 2.25 |

**History:** Cr. Register, November, 1990, No. 419, eff. 12-1-90; r. and recr., Register, July, 1995, No. 475, eff. 8-1-95; r. and recr., Register, November, 2000, No. 539, eff. 12-1-00.

**ATCP 160.675 Computers; department 21.** A county or district fair board may establish entry classes comprised of projects involving computers and other related computer projects. The county or district fair board may establish specific classes and grade level groupings within classes. The entry classes are open to 4-H members enrolled in the designated 4-H project or an alternative project which follows 4-H project guidelines, and to members of other youth organizations doing equivalent work. Exhibits may be judged using the regular or Danish judging system. For each entry class, a county or district fair board may pay first-place to fourth-place premiums at any of the following levels designated by the board:

- |                          |        |      |      |      |
|--------------------------|--------|------|------|------|
| (1) Premium level one.   | \$2.00 | 1.75 | 1.50 | 1.25 |
| (2) Premium level two.   | \$2.50 | 2.25 | 2.00 | 1.75 |
| (3) Premium level three. | \$3.00 | 2.75 | 2.50 | 2.25 |

**History:** Cr., Register, November, 2000, No. 539, eff. 12-1-00.

**ATCP 160.68 Woodworking; department 22.** A county or district fair board may establish entry classes comprised of projects involving woodworking and other wood science projects. The county or district fair board may establish specific classes and grade level groupings within classes. The entry classes are open to 4-H members enrolled in the designated 4-H project or an alternative project which follows 4-H project guidelines, and to members of other youth organizations doing equivalent work. Exhibits may be judged using the regular or Danish judging system. For each entry class, a county or district fair board may pay first-place to fourth-place premiums at any of the following levels designated by the board:

- |                         |        |      |      |      |
|-------------------------|--------|------|------|------|
| (1) Premium level one   | \$2.00 | 1.75 | 1.50 | 1.25 |
| (2) Premium level two   | \$2.50 | 2.25 | 2.00 | 1.75 |
| (3) Premium level three | \$3.00 | 2.75 | 2.50 | 2.25 |

**History:** Cr. Register, November, 1990, No. 419, eff. 12-1-90; r. and recr., Register, November, 2000, No. 539, eff. 12-1-00.

**ATCP 160.69 Electricity; department 23.** A county or district fair board may establish entry classes comprised of projects involving electricity, electronics, and other electricity projects. The county or district fair board may establish specific classes and grade level groupings within classes. The entry classes are open to 4-H members enrolled in the designated 4-H project or an alternative project which follows 4-H project guidelines, and to members of other youth organizations doing equivalent work. Exhibits may be judged using the regular or Danish judging system. For each entry class, a county or district fair board may pay first-place to fourth-place premiums at any of the following levels designated by the board:

- |                         |        |      |      |      |
|-------------------------|--------|------|------|------|
| (1) Premium level one   | \$2.00 | 1.75 | 1.50 | 1.25 |
| (2) Premium level two   | \$2.50 | 2.25 | 2.00 | 1.75 |
| (3) Premium level three | \$3.00 | 2.75 | 2.50 | 2.25 |

**History:** Cr. Register, November, 1990, No. 419, eff. 12-1-90; r. and recr., Register, November, 2000, No. 539, eff. 12-1-00.

**ATCP 160.70 Mechanical projects; department 24.** A county or district fair board may establish entry classes comprised of projects involving aerospace, automotive, bicycle, scale models, small engines, tractors, and other mechanical projects. The county or district fair board may establish specific classes and grade level groupings within classes. The entry classes are open to 4-H members enrolled in the designated 4-H project or an alternative project which follows 4-H project guidelines, and to members of other youth organizations doing equivalent work. Exhibits may be judged using the regular or Danish judging system. For each entry class, a county or district fair board may pay first-place to fourth-place premiums at any of the following levels designated by the board:

- |                         |        |      |      |      |
|-------------------------|--------|------|------|------|
| (1) Premium level one   | \$2.00 | 1.75 | 1.50 | 1.25 |
| (2) Premium level two   | \$2.50 | 2.25 | 2.00 | 1.75 |
| (3) Premium level three | \$3.00 | 2.75 | 2.50 | 2.25 |

**History:** Cr. Register, November, 1990, No. 419, eff. 12-1-90; renum. (1) (a) to (d) to be (2) (a) to (d) and cr. (2) (intro.), Register, July, 1995, No. 475, eff. 8-1-95; r. and recr., Register, November, 2000, No. 539, eff. 12-1-00.

**ATCP 160.71 Foods and nutrition; department 25.** A county or district fair board may establish entry classes comprised of projects involving food preservation, foods and nutrition, and other food or nutrition projects. The county or district fair board may establish specific classes and grade level groupings within classes. The entry classes are open to 4-H members enrolled in the designated 4-H project or an alternative project which follows 4-H project guidelines, and to members of other youth organizations doing equivalent work. Exhibits may be judged using the regular or Danish judging system. For each entry class, a county or district fair board may pay first-place to fourth-place premiums at any of the following levels designated by the board:

- |                       |        |      |      |      |
|-----------------------|--------|------|------|------|
| (1) Premium level one | \$2.00 | 1.75 | 1.50 | 1.25 |
| (2) Premium level two | \$2.50 | 2.25 | 2.00 | 1.75 |

**(3) Premium level three** \$3.00 2.75 2.50 2.25

**History:** Cr. Register, November, 1990, No. 419, eff. 12-1-90; r. and recr., Register, November, 2000, No. 539, eff. 12-1-00.

**ATCP 160.72 Clothing; department 26.** A county or district fair board may establish entry classes comprised of projects involving clothing, textiles, sewing, consumerism, equestrian attire, and other clothing and textile projects. The county or district fair board may establish specific classes and grade level groupings within classes. The entry classes are open to 4-H members enrolled in the designated 4-H project or an alternative project which follows 4-H project guidelines, and to members of other youth organizations doing equivalent work. Exhibits may be judged using the regular or Danish judging system. For each entry class, a county or district fair board may pay first-place to fourth-place premiums at any of the following levels designated by the board:

**(1) Premium level one.** \$2.00 1.75 1.50 1.25

**(2) Premium level two.** \$2.50 2.25 2.00 1.75

**(3) Premium level three.** \$3.00 2.75 2.50 2.25

**History:** Cr. Register, November, 1990, No. 419, eff. 12-1-90; r. and recr., Register, November, 2000, No. 539, eff. 12-1-00.

**ATCP 160.73 Knitting and crocheting; department 27.** A county or district fair board may establish entry classes comprised of projects involving knitting and crocheting. The county or district fair board may establish specific classes and grade level groupings within classes. The entry classes are open to 4-H members enrolled in the designated 4-H project or an alternative project which follows 4-H project guidelines, and to members of other youth organizations doing equivalent work. Exhibits may be judged using the regular or Danish judging system. For each entry class, a county or district fair board may pay first-place to fourth-place premiums at any of the following levels designated by the board:

**(1) Premium level one** \$2.00 1.75 1.50 1.25

**(2) Premium level two** \$2.50 2.25 2.00 1.75

**(3) Premium level three** \$3.00 2.75 2.50 2.25

**History:** Cr. Register, November, 1990, No. 419, eff. 12-1-90; r. and recr., Register, November, 2000, No. 539, eff. 12-1-00.

**ATCP 160.74 Home furnishings/home environment; department 28.** A county or district fair board may establish entry classes comprised of projects involving home furnishing and other home environment projects. The county or district fair board may establish specific classes and grade level groupings within classes. The entry classes are open to 4-H members enrolled in the designated 4-H project or an alternative project which follows 4-H project guidelines, and to members of other youth organizations doing equivalent work. Exhibits may be judged using the regular or Danish judging system. For each entry class, a county or district fair board may pay first-place to fourth-place premiums at any of the following levels designated by the board:

**(1) Premium level one** \$2.00 1.75 1.50 1.25

**(2) Premium level two** \$2.50 2.25 2.00 1.75

**(3) Premium level three** \$3.00 2.75 2.50 2.25

**History:** Cr. Register, November, 1990, No. 419, eff. 12-1-90; r. and recr., Register, November, 2000, No. 539, eff. 12-1-00.

**ATCP 160.75 Family and child development; department 29.** A county or district fair board may establish entry classes comprised of projects involving child development and other family development projects. The county or district fair board may establish specific classes and grade level groupings within classes. The entry classes are open to 4-H members enrolled in the designated 4-H project or an alternative project which follows 4-H project guidelines, and to members of other youth organizations doing equivalent work. Exhibits may be judged using the regular or Danish judging system. For each entry

class, a county or district fair board may pay first-place to fourth-place premiums at any of the following levels designated by the board:

**(1) Premium level one** \$2.00 1.75 1.50 1.25

**(2) Premium level two** \$2.50 2.25 2.00 1.75

**(3) Premium level three** \$3.00 2.75 2.50 2.25

**History:** Cr. Register, November, 1990, No. 419, eff. 12-1-90; r. and recr., Register, November, 2000, No. 539, eff. 12-1-00.

**ATCP 160.76 Demonstrations and presentations; department 31.** A county or district fair board may establish entry classes comprised of projects involving action exhibits, demonstrations, illustrated talks, journals, other graphic or oral presentations, and other communications projects. The county or district fair board may establish specific classes and grade level groupings within classes. The entry classes are open to 4-H members enrolled in the designated 4-H project or an alternative project which follows 4-H project guidelines, and to members of other youth organizations doing equivalent work. Exhibits may be judged using the regular or Danish judging system. For each entry class, a county or district fair board may pay first-place to fourth-place premiums at any of the following levels designated by the board:

**(1) Premium level one** \$2.00 1.75 1.50 1.25

**(2) Premium level two** \$2.50 2.25 2.00 1.75

**(3) Premium level three** \$3.00 2.75 2.50 2.25

Team entries.

**History:** Cr. Register, November, 1990, No. 419, eff. 12-1-90; am. (intro.), Register, July, 1995, No. 475, eff. 8-1-95; r. and recr., Register, November, 2000, No. 539, eff. 12-1-00.

**ATCP 160.77 Youth group booths, banners and scrapbooks; department 32.** A fair board may establish entry classes related to youth group booths, banners and scrapbooks. Exhibitors shall have made each exhibit, in its entirety, subsequent to the closing date of the prior year's fair. For a scrapbook or banner entry class, the fair board may pay first-place to fourth-place premiums of \$8.00, \$6.00, \$4.00 and \$2.00. For a booth entry class, the fair board may pay first-place to fourth-place premiums of \$16.00, \$14.00, \$12.00 and \$10.00.

**History:** CR 11-037: cr. Register April 2012 No. 676, eff. 5-1-12.

**ATCP 160.78 Youth leadership; department 33.** A fair board may establish entry classes for projects involving financial management, youth leadership, or financial management and youth leadership. The fair board may establish specific entry classes and grade level groupings within classes. The entry classes are open to 4-H members enrolled in the designated 4-H project or an alternative project which follows 4-H project guidelines, and to members of other youth organizations that do equivalent work and apply equivalent guidelines. Exhibits may be judged using the regular or Danish judging system. For each entry class, a fair board may pay first-place to fourth-place premiums at any of the following levels designated by the board:

**(1) Premium level one.** \$2.00 1.75 1.50 1.25

**(2) Premium level two.** \$2.50 2.25 2.00 1.75

**(3) Premium level three.** \$3.00 2.75 2.50 2.25

**History:** Cr. Register, November, 1990, No. 419, eff. 12-1-90; r. and recr., Register, November, 2000, No. 539, eff. 12-1-00; CR 11-037: am. (title), (intro.)

**ATCP 160.79 Health and citizenship; department 34.** A county or district fair board may establish entry classes comprised of projects involving careers, citizenship, cultural heritage, health, history, inter-generational programs, international relations, safety, and other similar projects. The county or district fair board may establish specific classes and grade level groupings within classes. The entry classes are open to 4-H members enrolled in the designated 4-H project or an alternative project which follows 4-H project guidelines, and to members of other youth organizations doing equivalent work. Exhibits may be

judged using the regular or Danish judging system. For each entry class, a county or district fair board may pay first–place to fourth–place premiums at any of the following levels designated by the board:

- (1) Premium level one. \$2.00 1.75 1.50 1.25
- (2) Premium level two. \$2.50 2.25 2.00 1.75
- (3) Premium level three. \$3.00 2.75 2.50 2.25

**History:** Cr. Register, November, 1990, No. 419, eff. 12–1–90; r. and recr. Register, July, 1995, No. 475, eff. 8–1–95; r. and recr., Register, November, 2000, No. 539, eff. 12–1–00.

**ATCP 160.80 Educational and school exhibits; department 35.** (1) **GENERAL.** The local fair board may select one of the plans under sub. (2) as the basis for entries in educational and school exhibits. State premium aid will be paid on either Plan A or Plan B, but not both. All exhibits under either plan shall be judged using the regular or Danish judging system.

(2) **ENTRY PLAN REQUIREMENTS.** (a) *Plan A.* The exhibit shall consist of a school booth display representing the entire school or a subject taught within the school. Each school is limited to one entry under the booth system or Plan A. The subject matter for exhibits may include art, civics, crafts, geography, history, home economics, industrial arts, languages, mathematics, science, special education or any other subject taught in the school during the school year. Judging shall be based on factors such as arrangement, theme, entry, eye appeal, and creativeness. Premiums shall be paid to the school.

(b) *Plan B.* Exhibits under Plan B are individual student entries or group displays in which the group is an entity other than a group representing the entire school. Premiums on individual exhibits shall be paid to the exhibitor. Premiums on group displays may be paid to the teacher or to the school. Exhibits entered under Plan B are subject to the following applicable requirements:

1. The school name, teacher's name, name and address of pupil, and exhibitor's number shall be included on the official entry form.

2. Each pupil shall list all entries on one official entry blank.

3. Group exhibits shall be entered under the name of the school with participating grades listed on the entry.

4. No pupil may enter more than one exhibit in each class.

5. The first digit of the entry number shall designate the grade level for eligible entries in the class.

6. Individual and group exhibits may not be displayed as part of a school exhibit.

7. School work comprising the individual or group exhibit shall be work completed during the current school year.

8. Group displays shall be judged on originality, creativeness, quality, subject material, art media, individual and group work, attractive arrangement, and percentage of pupils participating.

9. Specific classes for individual competition for all grade levels may be selected by the local fair board. Entries for special education students shall be under the Plan B system.

**(3) PREMIUM LEVELS.**

(a) Premium level one . . . . . \$1.75 1.50 1.25 1.00  
All individual exhibits.

(b) Premium level two . . . . . \$12.00 10.00 8.00 6.00

1. School group display.

2. Educational display featuring the teaching and development of one school subject.

(c) Premium level three . . . . . \$75.00 70.00 65.00 60.00  
School booth displays under Plan A.

(4) **PAYMENT TO EXHIBITORS.** Premiums under this section shall be paid directly to the exhibitor who made the exhibit and not to the school or teacher, except for group premiums offered to inter–school competitive classes. No aid may be paid on education department premiums unless the fair board files with the department a complete list of exhibitors and a complete set of

judges' sheets, similar to those required for other departments. All educational exhibits shall be displayed at the fair regardless of whether they are judged prior to the fair or at the fair.

**Note:** A premium list for school exhibits is available upon request from the department of agriculture, trade and consumer protection.

**History:** Cr. Register, November, 1990, No. 419, eff. 12–1–90; CR 11–037; (4) renum. from 160.04 (5) and am. Register April 2012 No. 676, eff. 5–1–12.

## Subchapter V — Judging and Accounting

**ATCP 160.91 Judging regulations.** (1) Judging shall be done at county and district fairs by individuals who are registered with the department and who have knowledge, training or experience in the specific class or classes to be judged as determined by the department. Judging shall be done in accordance with the requirements of s. ATCP 160.92 (3) (a). In no case shall any person who is an officer or director of a fair be eligible to judge exhibits at such fair; nor shall any person interested directly or indirectly in exhibits shown in any department of a fair be eligible to judge articles or animals in that department.

(2) Each judge at a county or district fair shall be provided with a copy of the fair's premium book or list of entry classes at least 7 days prior to the opening date of the fair.

(3) No animal or article, irrespective of the number of entries in the class in which it is entered, shall be awarded a higher rating than its merit would entitle it to in comparison to the standard of perfection in the class.

(4) (a) No state aid will be paid on premiums awarded under the Danish system in any classes except in the junior and educational departments.

(b) When classes in the junior and educational departments are judged according to the Danish system, 4 group placings shall be awarded in any class. When there are less than 8 exhibitors in the class, there shall not be more than 2 in the first group, not more than 4 in the first 2 groups and not more than 6 in the first 3 groups. If there are 8 or more entries in the class, there shall not be more than 25% in the first group, not more than 50% in the first 2 groups, and not more than 75% in the first 3 groups.

(c) The number of awards in the last group placing may be increased to the extent necessary to give awards to all exhibitors.

(5) If any class of exhibits at a county or district fair is judged according to the regular system, the judges for that class may give only one first–place, one second–place, one third–place and one fourth–place award in that class.

**History:** Cr. Register, April, 1976, No. 244, eff. 5–1–76; am. (1), Register, March, 1980, No. 291, eff. 4–1–80; renum. from Ag 5.07, Register, November, 1990, No. 419, eff. 12–1–90; am. (2), and cr. (5), Register, July, 1995, No. 475, eff. 8–1–95.

**ATCP 160.92 Accounting requirements.** (1) All receipts from any source whatsoever shall be deposited in a bank, and all accounts without exception shall be paid by check or draft. All records, papers, stubs, checks, vouchers or other orders relating to fair transactions shall be preserved for a 6–year period subsequent to the year in which they were made or issued.

(2) Premiums shall be actually paid or bona fide notice of premium awards sent to all premium winners before a claim for state aid may be considered.

(3) Claims for state aid shall be filed with the department within 30 days after the close of the fair, and shall include:

(a) Judging sheets completed according to instructions contained thereon. All entries shall be in typewritten form with the exception of entries in the winning entry column which may be made with a ballpoint pen or indelible pencil. The total premium awarded on each judging sheet shall be shown at the bottom of each sheet. State aid shall not be paid on judging sheets which are not signed by the judge or accompanied by an affidavit of the judge listing the department and classes judged. A separate affidavit shall be required for each department.

(b) Index of exhibitors and their addresses, with amounts paid in premiums opposite each name. The total of each index sheet

shall be shown on the bottom of the sheet, and the total of the index shall correspond with the total of premiums awarded as shown by judging sheets.

(c) One premium book.

(4) One copy of the annual financial report shall reach the office of the department before the end of the calendar year in which the fair is held. State aid received for the current year shall be included as a receipt in such statement.

(5) Before submitting its financial report, every fair association, society or board shall have its accounts audited by either a certified public accountant, a county auditor, or an auditing committee. If audited by an auditing committee, at least one of the committee members shall be familiar with the records and procedures. The society or board shall submit to the department at the time the financial report is submitted, a statement of the type of audit conducted including the date and names of those making the

audit, or a copy of the audit report.

(6) A copy of a financial report as published in a newspaper of general circulation in the county in which the fair was held shall be submitted to the department prior to December 31st of the year in which the fair was held. The financial statement shall include all receipts, disbursements, accounts receivable and accounts payable in connection with the operation of the fair, and shall show the financial condition of the fair organization before and after the fair.

**History:** Cr. Register, April, 1976, No. 244, eff. 5-1-76; am. (3) (c), Register, March, 1980, No. 291, eff. 4-1-80; renum. from Ag 5.08, Register, November, 1990, No. 419, eff. 12-1-90; r. (3) (c), renum. (3) (d) to be (3) (c), Register, November, 2000, No. 539, eff. 12-1-00.

**ATCP 160.93 Authority.** This chapter is adopted under authority of s. 93.23 (1), Stats.

**History:** Cr. Register, March, 1980, No. 291, eff. 4-1-80; renum. from Ag 5.09, Register, November, 1990, No. 419, eff. 12-1-90.

# **Eau Claire County Livestock Project Bylaws 2021-2022**

**The Eau Claire County Livestock Project** is open to youth exhibiting at the Eau Claire County Fair and enrolled in a youth project that includes a livestock education program. (4-H, FFA, Boy Scouts, or approved Junior Association Youth Group).

The project is led by a Leadership Committee, which consists of three adult leaders, the fair committee livestock liaison, and the fair veterinarian in conjunction with four species specific directors which can be youth or adult. The leadership committee will consist of an adult leader, an adult project secretary, adult treasurer, the fair committee livestock liaison, and the fair veterinarian. The four species specific directors will add input related to their species. All the positions, including the fair committee livestock liaison, are filled by volunteers. The Leadership Committee gives guidance and support to the youth enrolled in the project by holding educational meetings throughout the year.

## **Purpose and Structure**

### **PURPOSE**

Provide an educational experience for all participants that will enhance personal growth and expand their knowledge of the livestock industry.

Provide an educational “learn by doing” activity that allows the participant to take a livestock project from an infant animal to the final marketable product.

Provide an economic understanding of the costs involved in raising livestock including purchasing the animal, housing, feed, and other costs to raise the animal.

Understanding promotion and marketing of the project and agriculture from purchase through the time of the sale.

### **COMMITTEE STRUCTURE AND OFFICERS**

The Leadership Committee will consist of an Adult Leader, Adult Project Secretary, Adult Treasurer, the Fair Committee Livestock Liaison, and the Fair Veterinarian.

From time-to-time, special meetings may need to be held to determine enforcement of rules and regulations involving members of the project. These meetings will be attended by the Leadership Committee and any disciplinary action will follow as needed.

Livestock Superintendents will be invited to attend leadership meetings for consultation and input as needed.

### **COMMITTEE RULES:**

Any exhibitor with challenges to the rules, awards, checks or any other concerns regarding the project must be put in writing within 30 days of the incident (or within 30 days of the Livestock Banquet at which time the current livestock project year will be considered closed) and presented to the Adult Leader, other Leadership Committee members, and/or the Fair Committee Liaison.



The Adult Leader and/or the Livestock Liaison will call a Special Meeting of the Committee to resolve any issues.  
All decisions made by the Leadership Committee are final.

#### **PROJECT RESPECT FOR JUDGES AND BUYERS:**

**Judges and project supporters/auction participants (potential buyers) are an integral part of the livestock project and are to be treated with the utmost respect by participants and their families. There will be zero tolerance of any badgering, harassment, etc. of judges or project supporters/auction participants by either project participants or their families (including parents, siblings, grandparents and stepfamily members.). This includes and is not limited to face--to--face, phone calls, texting, email, Facebook postings or any other forms of social media. The Eau Claire County Livestock Project will determine punishment, which may lead up to, and including, termination of participation in the Eau Claire County Livestock Project for life. Eau Claire County Fair Committee will be notified of any incident and the action taken.**

#### **EAU CLAIRE COUNTY FAIR – FISCAL RESPONSIBILITY:**

**The Eau Claire County Fair Committee Enacted Exhibitor and Family Fiscal Responsibility for the fair. If an exhibitor or the exhibitor's family owes for ANY financial obligations that are fair related, that exhibitor will not be allowed to participate in the fair until said fiscal obligations are met including any penalty charges.**

#### **DISSOLUTION OF THE LIVESTOCK PROJECT**

If the Livestock project is dissolved, all funds that are remaining in the treasure will be transferred to the Friends of the Fair organization.

**REVISED (11/28/2021)**



# REGULATIONS FOR ALL SHOWMANSHIP CONTESTS

Danish System of Judging will be used. **All members must enter showing animals in which a showmanship class exists will be entered automatically in the Showmanship Contests.**

Exhibitor can only show an animal that has been their entry in a regular class. ~~May be a previous winner of this contest.~~ Beef, Sheep & Swine Showmanship will be held following judging of other classes.

**All Livestock Market Project exhibitors must show in showmanship or they cannot sell their animals. The animal shown for showmanship must be an entry within the livestock market project species that the exhibitor has entered and exhibited. In order to sell at the Livestock Auction, exhibitors must participate in showmanship in the species being sold. The animal sold must be the same species as that shown in showmanship.**

- Senior Showmanship Contest - Grades 9 and over as of January 1 of exhibit year.
- Intermediate Showmanship Contest - Grades 6 through 8 as of January 1 of exhibit year.
- Beginner Showmanship Contest - Grades 3 through 5 as of January 1 of the exhibit year.

## 2021/2022 Eau Claire County Livestock Project

### RULES & REGULATIONS (Revised and Approved 11/29/2021)

\* Changes are in **BLUE** \*\*

1. Any county recognized youth organization (national, state, or local) member enrolled in the beef, dairy beef, sheep, goats, or swine project may participate. Members must be in at least 3<sup>rd</sup> grade during the school year preceding the fair to exhibit. Members must be in at least 4<sup>th</sup> grade preceding the fair to show a steer. Participation in showmanship classes will be MANDATORY TO SELL. All exhibitors are required to enter showmanship.
2. **A \$10.00 exhibitor fee will be collected from all families in the project, with a family maximum of \$40.00.** The fee will be collected at the initial project meeting to cover banquet, buyer social costs, and the cost of the Thank You ad in the newspaper. If the family fee is not paid by January 1<sup>st</sup>, 2022, the fee will increase to **\$15.00**. Fees are non-refundable.
3. Each exhibitor and family are required to sign up for and contribute to a committee assignment.
4. Waivers for educational (college, tech school), military or work related (out of the area) reasons must be turned into the Livestock Committee secretary for approval by January 1<sup>st</sup> of the selling year or the exhibitor will be required to obtain the **5** points to sell.
5. All weigh-in or entry fees are NON-REFUNDABLE.
6. **Requirements to sell at the auction:**
  - Must have earned at least **5** points on the point system.
  - YQCA is required for selling at the auction and will NOT be worth points.
  - **A bio letter must be turned into the Adult Secretary, along with the names and addresses of three business the letter was sent to by July 15th.**
7. All meetings and other educational events are worth 1 point. Fitting and showing clinics are worth 2 points. Buyer Contact forms are no longer worth points.
8. A member may sell a maximum of one animal at the County Auction that has been shown in a market class and correctly entered. The exhibitor will be allowed to have that same one animal in the Ultrasound Contest. Members exhibiting more than one market animal species must positively notify the Livestock Committee which animal will be sold by July 15<sup>th</sup> substitutions for Grand and Reserve Champion will be allowed. Exceptions will be discussed on a case-by-case basis with the Livestock Leadership Team.
9. Livestock project animals may be of either sex. Males must be castrated **before** the initial weigh-in. Sheep, Goats and Beef will be checked at weigh-in to confirm they are not stag animals.
10. All beef must be dehorned, nubbins/scurs must be 1" or less.

**BEEF:** Four animals may be weighed on December 11, 2021, from 8:00-10:10 am, from which you may select one to sell. Suggested weight at the start of the project should be between 500 and 700 lbs., 800-900 lbs. for dairy steers. **All beef must be haltered before unloading.** All animals should have been born in 2021.

**SHEEP:** Four animals may be weighed Saturday April 30<sup>th</sup>, 2022, from 8-10 am from which you may select one to be sold. Maximum weigh-in weight is 100 lbs. All sheep must be haltered.

**SWINE:** There will NOT be a weigh-in for swine. Tags for up to 4 animals will be distributed at the March Project meeting. Exhibitors or a family member must be present to pick-up tags.

**GOAT:** Four animals may be weighed Saturday April 30<sup>th</sup>, 2022, from which you may select one to be sold. Minimum start weight is 30 lb. All goats should be born after December 2021. All goats must be haltered.

11. Each member is required to complete a weigh-in form on-line. Family members can substitute animals between family members, even if listed on different weigh-in forms. Substitute animals must be raised on the same premise. If more than one family has animals at the same premise, **each** family member must complete a weigh-in form.
12. An official ear tag must always be in the animal's ear. The Adult Leadership Team should be notified when only one official ear tag remains to have the animal retagged. Each new tag for retagging will be \$5.00.
13. Rate of gain is an important part of this project. **Beef, sheep, and goats will have this weight determined at the weigh-ins scheduled. Swine will not participate in the rate of gain contest. Weights must be verified by the Leadership Team. (wording changed)**
14. Feed and cost records must be kept from the beginning to completion of the project on each animal weighed/tagged & exhibited at the fair for the project and turned in at the fair. This is required of all members in this project, regardless of age. All records will start at weigh-in date. Records must be completed and turned in to the superintendent by NOON Thursday, or penalty will be extra 5% commission. Days on feed after weigh-in for each species will be sent by email before the fair.
15. Those exhibitors showing Managerial Animals must have a managerial agreement on file at the Fair Coordinator by May 1<sup>st</sup> of the exhibition year.
16. The Eau Claire County Fair will be a terminal show for the swine **project and ALL swine exhibited at the fair will NOT return home. (wording change)** Exhibitors will be REQUIRED to sign a contract by July 1st stating where the extra animal will be taken after the fair. Swine exhibitor and family will take full responsibility for deciding to exhibit at the fair. The Eau Claire County Livestock Project, Eau Claire County Fair Committee or Eau Claire County will not be responsible for any illness that may be contracted while exhibiting at the Eau Claire County Fair. Market hogs will not be allowed to enter the show ring unless it is on file which processing facility they will go to if you maintain ownership of the carcass.
17. YQCA is mandatory to sell at the auction and NOT worth points. This is available on-line only. This must be completed **by June 1<sup>st</sup> of the exhibition year. (Needs to be done to do Fair Entry)**

18. Livestock Project members must enter the **Market Class** to show the live animal and the **Ultrasound Contest** to sell at the auction and participate in the ultrasound contest on Fair Entry forms. **Animals that are NOT entered in the Ultrasound Contest will NOT be sold in the auction and will not participate in the ultrasound contest.** Exhibitors entering the ultrasound class may have their animal harvested at the county's designated locations. Members can only have their auction animal in the ultrasound contest & total performance. The carcass contest will be an optional entry.
19. ALL AUCTION ENTRIES MUST BE ON PREMISES BY **the times listed on the official fair schedule**. Animals will be weighed and ultrasound only if they have an official ear tag. ANY ANIMAL NOT WEIGHED/ULTRASOUNDED DURING THIS PERIOD WILL NOT BE SOLD. ALL AUCTION ENTRIES must be weighed in by **the designated times listed on the official fair schedule**. All animals must be brought to the scale/ultrasound area by a **family member**.
20. COOL forms for Goats & Sheep are due at the time of weigh in at the fair (includes premise ID number).
21. All meat animals can cross the scale ONE time at the fair. They must meet the minimum weight requirement at that time. **This can be appealed on a case-by-case basis by contacting a member of the Livestock Executive Committee. (Livestock Chairman, Livestock Liaison, Friends of the Fair President, or Fair Committee President)**
22. Animals must meet BOTH grade and weight requirements to be sold in the auction as listed below:  
**BEEF:** Grade of Select or better (a live grade of Select- or less will not be eligible to sell) with minimum weights. Beef 1,100 lbs., Brown Swiss and Holstein Beef 1,250 lbs., and all other Dairy Beef 1,100lbs, with 1.5 average daily gain.  
**SHEEP:** Choice or prime with minimum weight of 100 lbs. with .4 average daily gain  
**SWINE:** U.S. No. 1 or 2 with minimum weight 230 lbs. with 1.5 average daily gain  
**GOAT:** Choice or prime with suggested weight of 80 - 100lbs with a .25 average daily gain.
23. All Exhibit Project sheets must be posted above the animal by **that species show time**. Failure to comply will result in 5% extra commission. Failure to add the buyer's name on the Exhibit Project sheet by 10 PM on Saturday evening will result in another 10% commission.
24. All Federal and State Health Regulations including the restriction and prohibition of the use of drugs must be followed.
25. Superintendents may disqualify any animals from the Auction and Carcass/Ultrasound Show if they have knowledge or evidence of it being tranquilized. **Members are responsible for any drug label withdrawal.** This includes all drugs requiring withholding periods whether included in feed or injected.
26. Eau Claire County requires ALL livestock entries to have an Intrastate Health Certificate. This certificate must be shown to the superintendent before unloading at the fair. Animals with warts and/or ringworm will be sent home if treatment has not been started and authenticated by a veterinarian.

27. Live animal classes at the Fair may or may not be split depending on the number or size of animals. Methodology will be determined by the Livestock Committee with implementation by Livestock Superintendents.
28. The interpretation of these rules and any other questions shall be referred to the in the following order: 1. Livestock Committee, 2. Livestock Superintendents 3. Eau Claire County Fair Committee. Exhibitors requesting rule interpretation may be asked to put their request in writing.
29. Anyone who violates the rules set up by the Eau Claire County Livestock Project will be barred from the following year's sale.
30. All members, to complete the project, must attend the Meat Animal Project **Awards Ceremony** following the fair. **The banquet location and time will be determined closer to the fair.** Any exception to this rule MUST be submitted in writing BEFORE the end of the fair and approved before the last day of the fair by the Livestock Committee. The **ONLY** exception is a youth activity or family function. Unexcused absences will result in a 5% reduction in check.
31. Total performance will be awarded based on points earned from the placing in the live class, rate of gain and ultrasound placing for Beef, Sheep and Goats. Swine will have live class and ultrasound points for Total Performance. Ties in Total Performance will be decided by the exhibitor's placement in Showmanship.
32. Any exhibitor selling at any other county sale in the same year that he/she sold at the Eau Claire County Sale will not be allowed to sell in the Eau Claire County Youth Livestock Sale the following year. This does not include the Wisconsin State Fair.
33. Sale order will be a random draw for all species – champions will sell at 6:00 p.m.
34. The swine have a maximum payout based on 300 pounds. Buyers will only pay on the first 300 pounds of the animal.
35. ALL SALES ARE FINAL, NO EXCEPTIONS. Livestock Committee does NOT guarantee final sale prices will be above market.
36. ***If an animal carcass is condemned or unusable, the member is responsible for replacing the animal with a comparable animal or the buyer's check may be returned by the exhibitor including all commissions and costs.***
37. Sales Commission – 3½ %. This commission will be assessed to cover the cost incurred in having the project and conducting the sale. Transportation of animals to slaughter facilities will be \$15.00 for beef and \$10.00 for swine, goats, and sheep.
38. Once the animal is sold, it becomes the property of the buyer. However, the exhibitor has the responsibility of caring for the animal until it leaves the fairgrounds and for **assembling all slaughter animals for loading**. Beef exhibitors are to furnish the buyer of their animal with a rope halter, not twine. ALL PENS MUST BE HAVE COMPLETED APPROVED CHECK OUT PROCESS with the Superintendent before leaving. **Not checking out with your species Superintendent will result in a 5% commission deduction from the exhibitor's check.**

39. Animals not going to slaughter are not released from the fairgrounds until 4:00 p.m. on the closing date (Sunday) of the fair. The swine show is a terminal show with no hogs going home. Any exhibitor seeking early release for an animal for the purpose of showing in another show must make a request in writing to the Fair Committee and the Department of Ag, Trade & Consumer Protection by July 1.



Discussion – 2021 Fair Schedule, Food Trucks, New Website Updates, Judges, Fair Theme.

Discussion – Fair Coordinator. Fair Book, DATCP Updates, Fair Entry, Working Committees.

Motion – Scot made a motion to go with the amounts listed below, per pen, per animal but the maximum be \$15 per exhibitor.

Sheep, goats, pigs \$3 Each

Dairy and Beef \$5 Each

Dairy Cow \$6 Each

2<sup>nd</sup> by Kathleen - Passed

Rabbit cages

Cow/calf pairs

Maximum amount?

### 2020 Fair

Discussion on food for the fair. Considered setting up a food subcommittee

Motion by Scot Zimmerman to approve the contract from Cespool Cleaners for a total of \$1,400 for the 2020 fair, second by Tammy Schlewitz. Motion carries.

Motion by Tammy Schlewitz to approve the following entry fees for the 2020 fair:

\$3.00 Sheep, goat, and pigs

\$2.00 Rabbit cages

\$5.00 Dairy and Beef

\$6.00 Cow/ Calf Pairs

\$6.00 Dairy Cow

\$20.00 max/per family

Second by Scot Zimmerman. Motion carries.