

GOVERNOR/LIEUTENANT GOVERNOR

EAU CLAIRE COUNTY  
VOTER TURNOUT  
54% OF ELIGIBLE

EAU CLAIRE COUNTY

2014 GENERAL ELECTION

11/4/2014

Municipality Unit	Reporting	MARY BURKE JOHN LEHMAN	SCOTT WALKER REBECCA KLEEFISCH	DENNIS FEHR No Candidate	ROBERT BURKE JOSEPH M. BROST	MARY JO WALTERS (WRITE-IN)	STEVE R. EVANS (WRITE-IN)	JUMOKA A. JOHNSON (WRITE-IN)	BRETT D HULSEY (WRITE-IN)	JESSICA NICOLE PERRY (WRITE-IN)	SUSAN P. RESCH (WRITE-IN)	SCATTERING
TOWN OF BRIDGE CREEK	Wards 1, 2	199	278	1	0	0	0	0	0	0	0	0
TOWN OF BRUNSWICK	Wards 1-2	375	502	3	6	0	0	0	0	0	0	1
TOWN OF CLEAR CREEK	Wards 1, 2	154	202	0	2	0	0	0	0	0	0	0
TOWN OF DRAMMEN	Ward 1	159	217	4	2	0	0	0	0	0	0	0
TOWN OF FAIRCHILD	Ward 1	46	71	0	2	0	0	0	0	0	0	0
TOWN OF LINCOLN	Wards 1, 2	200	295	2	3	0	0	0	0	0	0	1
TOWN OF LUDINGTON	Ward 1	206	281	4	6	0	0	0	0	0	0	0
TOWN OF OTTER CREEK	Ward 1	72	133	1	3	0	0	0	0	0	0	1
TOWN OF PLEASANT VALLEY	Wards 1-4	691	1,085	3	9	0	0	0	0	0	0	2
TOWN OF SEYMOUR	Wards 1-6	716	859	6	11	0	0	0	0	0	0	0
TOWN OF UNION	Wards 1-4	523	613	3	8	0	0	0	0	0	0	1
TOWN OF WASHINGTON	Wards 1-13	1,615	2,060	9	21	1	0	0	0	0	0	1
TOWN OF WILSON	Ward 1	53	98	2	0	0	0	0	0	0	0	0
VILLAGE OF FAIRCHILD	Ward 1	63	77	1	4	0	0	0	0	0	0	0
VILLAGE OF FALL CREEK	Wards 1 - 2	267	328	1	7	0	0	0	0	0	0	0
CITY OF ALTOONA	WARDS 1 - 11	1,447	1,441	13	28	0	0	0	1	0	0	1
CITY OF AUGUSTA	WARDS 1 - 5	213	252	1	1	0	0	0	0	0	0	0
CITY OF EAU CLAIRE	WARD 1	230	119	4	8	0	0	0	0	0	0	0
CITY OF EAU CLAIRE	WARD 2	309	127	1	8	0	0	0	0	0	0	1
CITY OF EAU CLAIRE	WARD 3	926	374	2	16	0	0	0	0	0	0	0
CITY OF EAU CLAIRE	WARD 4	199	181	5	1	0	0	0	0	0	0	0
CITY OF EAU CLAIRE	WARD 5	256	209	1	17	0	0	0	0	0	0	0
CITY OF EAU CLAIRE	WARD 6	336	197	2	7	1	0	0	0	0	0	3
CITY OF EAU CLAIRE	WARD 7	357	265	2	7	0	0	0	0	0	0	1
CITY OF EAU CLAIRE	WARD 8	335	316	4	3	0	0	0	0	0	0	1

Municipality Unit	Reporting	MARY BURKE JOHN LEHMAN	SCOTT WALKER REBECCA KLEEFISCH	DENNIS FEHR No Candidate	ROBERT BURKE JOSEPH M. BROST	MARY JO WALTERS (WRITE-IN)	STEVE R. EVANS (WRITE-IN)	JUMOKA A. JOHNSON (WRITE-IN)	BRETT D HULSEY (WRITE-IN)	JESSICA NICOLE PERRY (WRITE-IN)	SUSAN P. RESCH (WRITE-IN)	SCATTERING
CITY OF EAU CLAIRE	WARD 9	167	99	0	8	0	0	0	0	0	0	0
CITY OF EAU CLAIRE	WARD 10	423	399	4	6	0	0	0	0	0	0	0
CITY OF EAU CLAIRE	WARD 11	389	398	0	3	0	0	0	0	0	0	0
CITY OF EAU CLAIRE	WARD 12	736	585	5	7	0	0	0	0	0	0	0
CITY OF EAU CLAIRE	WARD 13	148	138	0	3	0	0	0	0	0	0	1
CITY OF EAU CLAIRE	WARD 14	416	404	4	5	1	0	0	0	0	0	0
CITY OF EAU CLAIRE	WARD 15	453	423	3	6	0	0	0	0	0	0	2
CITY OF EAU CLAIRE	WARD 17	540	580	4	6	0	0	0	0	0	0	2
CITY OF EAU CLAIRE	WARD 18	157	236	0	3	0	0	0	0	0	0	0
CITY OF EAU CLAIRE	WARD 19	154	143	0	3	0	0	0	0	0	0	0
CITY OF EAU CLAIRE	WARD 20	611	517	2	15	0	0	0	0	0	0	1
CITY OF EAU CLAIRE	WARD 21	350	315	5	3	0	0	0	0	0	0	0
CITY OF EAU CLAIRE	WARD 22	136	123	0	2	0	0	0	0	0	0	0
CITY OF EAU CLAIRE	WARD 23	588	507	2	12	0	0	0	2	0	0	0
CITY OF EAU CLAIRE	WARD 24	79	49	1	2	0	0	0	0	0	0	1
CITY OF EAU CLAIRE	WARD 25	600	553	0	5	0	0	0	0	0	0	0
CITY OF EAU CLAIRE	WARD 26	239	210	1	4	0	0	0	0	0	0	0
CITY OF EAU CLAIRE	WARD 27	70	58	0	0	0	0	0	0	0	0	1
CITY OF EAU CLAIRE	WARD 28	174	187	0	2	0	0	0	0	0	0	0
CITY OF EAU CLAIRE	WARD 29	599	372	4	13	0	0	0	0	0	0	3
CITY OF EAU CLAIRE	WARD 30	493	315	7	9	0	0	0	0	0	0	2
CITY OF EAU CLAIRE	WARD 31	450	201	3	17	0	0	0	0	0	0	3
CITY OF EAU CLAIRE	WARD 32	501	272	2	8	0	0	0	0	0	0	0
CITY OF EAU CLAIRE	WARD 33	161	157	0	2	0	0	0	0	0	0	0
CITY OF EAU CLAIRE	WARD 34	164	97	3	6	0	0	0	0	0	0	0
CITY OF EAU CLAIRE	WARD 35	403	355	2	2	0	0	0	0	0	0	0
CITY OF EAU CLAIRE	WARD 36	97	121	2	2	0	0	0	0	0	0	0
CITY OF EAU CLAIRE	WARD 37	245	249	2	5	0	0	0	0	0	0	0
CITY OF EAU CLAIRE	WARD 38	211	244	0	1	0	0	0	0	0	0	0
CITY OF EAU CLAIRE	WARD 39	311	349	4	9	0	0	0	0	0	0	1
CITY OF EAU CLAIRE	WARD 42	118	126	0	0	0	0	0	0	0	0	0
CITY OF EAU CLAIRE	WARD 43	138	73	0	2	0	0	0	0	0	0	0
CITY OF EAU CLAIRE	WARD 44	23	35	0	1	0	0	0	0	0	0	0

Municipality Unit	Reporting	MARY BURKE JOHN LEHMAN	REBECCA KLEEFISCH SCOTT WALKER	DENNIS FEHR No Candidate	ROBERT BURKE JOSEPH M. BROST	MARY JO WALTERS (WRITE-IN)	STEVE R. EVANS (WRITE-IN)	JUMOKA A. JOHNSON (WRITE-IN)	BRETT D HULSEY (WRITE-IN)	JESSICA NICOLE PERRY (WRITE-IN)	SUSAN P. RESCH (WRITE-IN)	SCATTERING
CITY OF EAU CLAIRE	WARD 45	157	156	2	4	0	0	0	0	0	0	0
CITY OF EAU CLAIRE	WARD 46	392	236	8	11	1	0	0	0	0	0	0
CITY OF EAU CLAIRE	WARD 47	130	135	0	4	0	0	0	0	0	0	0
CITY OF EAU CLAIRE	WARD 48	139	115	2	3	0	0	0	0	0	0	1
CITY OF EAU CLAIRE	WARD 49	120	188	0	2	0	0	0	0	0	0	0
CITY OF EAU CLAIRE	WARD 50	2	0	0	0	0	0	0	0	0	0	0
CITY OF EAU CLAIRE	WARD 51	0	1	0	0	0	0	0	0	0	0	0
CITY OF EAU CLAIRE	WARD 52	0	1	0	0	0	0	0	0	0	0	0
CITY OF EAU CLAIRE	WARD 53	0	0	0	0	0	0	0	0	0	0	0
CITY OF EAU CLAIRE	WARD 54	0	0	0	0	0	0	0	0	0	0	0
CITY OF EAU CLAIRE	WARD 55	4	0	0	0	0	0	0	0	0	0	0
CITY OF EAU CLAIRE	WARD 56	0	0	0	0	0	0	0	0	0	0	0
CITY OF EAU CLAIRE	WARD 57	3	2	0	0	0	0	0	0	0	0	0
CITY OF EAU CLAIRE	WARD 58	1	0	0	0	0	0	0	0	0	0	0
CITY OF EAU CLAIRE	WARD 59	0	0	0	0	0	0	0	0	0	0	0
CITY OF EAU CLAIRE	WARD 60	0	0	0	0	0	0	0	0	0	0	0
CITY OF EAU CLAIRE	WARD 61	0	0	0	0	0	0	0	0	0	0	0
Total		21,239	20,304	147	376	4	0	0	3	0	0	32

ATTORNEY GENERAL

EAU CLAIRE COUNTY

2014 GENERAL ELECTION

11/4/2014

Municipality Unit	Reporting Unit	SUSAN V. HAPP	BRAD SCHIMMEL	THOMAS A. NELSON, SR.	SCATTERING
TOWN OF BRIDGE CREEK	Wards 1, 2	179	276	17	0
TOWN OF BRUNSWICK	Wards 1-2	346	495	22	0
TOWN OF CLEAR CREEK	Wards 1, 2	144	195	9	0
TOWN OF DRAMMEN	Ward 1	150	210	13	0
TOWN OF FAIRCHILD	Ward 1	40	71	3	0
TOWN OF LINCOLN	Wards 1, 2	193	290	13	0
TOWN OF LUDINGTON	Ward 1	182	278	17	0
TOWN OF OTTER CREEK	Ward 1	67	132	7	1
TOWN OF PLEASANT VALLEY	Wards 1-4	617	1,097	30	1
TOWN OF SEYMOUR	Wards 1-6	662	863	38	3
TOWN OF UNION	Wards 1-4	485	604	39	0
TOWN OF WASHINGTON	Wards 1-13	1,459	2,064	93	1
TOWN OF WILSON	Ward 1	53	89	4	0
VILLAGE OF FAIRCHILD	Ward 1	62	63	12	0
VILLAGE OF FALL CREEK	Wards 1 - 2	253	321	16	0
CITY OF ALTOONA	WARDS 1 - 11	1,329	1,413	92	2
CITY OF AUGUSTA	WARDS 1 - 5	192	248	11	0
CITY OF EAU CLAIRE	WARD 1	217	114	19	0
CITY OF EAU CLAIRE	WARD 2	270	122	35	0
CITY OF EAU CLAIRE	WARD 3	867	342	69	0
CITY OF EAU CLAIRE	WARD 4	182	180	19	0
CITY OF EAU CLAIRE	WARD 5	232	194	32	2
CITY OF EAU CLAIRE	WARD 6	306	192	29	1
CITY OF EAU CLAIRE	WARD 7	327	272	16	0
CITY OF EAU CLAIRE	WARD 8	306	325	21	0
CITY OF EAU CLAIRE	WARD 9	143	102	23	0
CITY OF EAU CLAIRE	WARD 10	385	390	34	1
CITY OF EAU CLAIRE	WARD 11	353	402	20	0
CITY OF EAU CLAIRE	WARD 12	671	602	30	0

Municipality Unit	Reporting	SUSAN V. HAPP	BRAD SCHIMMEL	THOMAS A. NELSON, SR.	SCATTERING
CITY OF EAU CLAIRE	WARD 13	141	129	13	0
CITY OF EAU CLAIRE	WARD 14	388	396	29	0
CITY OF EAU CLAIRE	WARD 15	410	417	28	1
CITY OF EAU CLAIRE	WARD 17	501	583	29	0
CITY OF EAU CLAIRE	WARD 18	140	230	18	0
CITY OF EAU CLAIRE	WARD 19	134	146	12	0
CITY OF EAU CLAIRE	WARD 20	543	481	48	0
CITY OF EAU CLAIRE	WARD 21	303	316	26	0
CITY OF EAU CLAIRE	WARD 22	121	118	10	0
CITY OF EAU CLAIRE	WARD 23	539	493	46	0
CITY OF EAU CLAIRE	WARD 24	76	40	9	0
CITY OF EAU CLAIRE	WARD 25	526	581	24	0
CITY OF EAU CLAIRE	WARD 26	206	217	22	1
CITY OF EAU CLAIRE	WARD 27	60	60	8	0
CITY OF EAU CLAIRE	WARD 28	160	184	8	0
CITY OF EAU CLAIRE	WARD 29	559	370	39	1
CITY OF EAU CLAIRE	WARD 30	455	313	42	1
CITY OF EAU CLAIRE	WARD 31	414	191	51	1
CITY OF EAU CLAIRE	WARD 32	457	269	29	0
CITY OF EAU CLAIRE	WARD 33	146	157	8	0
CITY OF EAU CLAIRE	WARD 34	153	95	16	0
CITY OF EAU CLAIRE	WARD 35	357	369	19	0
CITY OF EAU CLAIRE	WARD 36	87	127	4	0
CITY OF EAU CLAIRE	WARD 37	215	251	18	0
CITY OF EAU CLAIRE	WARD 38	181	249	14	0
CITY OF EAU CLAIRE	WARD 39	291	344	23	0
CITY OF EAU CLAIRE	WARD 42	106	126	8	0
CITY OF EAU CLAIRE	WARD 43	125	76	10	0
CITY OF EAU CLAIRE	WARD 44	24	34	1	0
CITY OF EAU CLAIRE	WARD 45	135	158	12	1
CITY OF EAU CLAIRE	WARD 46	364	223	39	0
CITY OF EAU CLAIRE	WARD 47	121	132	11	0
CITY OF EAU CLAIRE	WARD 48	126	103	24	0
CITY OF EAU CLAIRE	WARD 49	109	185	8	0
CITY OF EAU CLAIRE	WARD 50	2	0	0	0
CITY OF EAU CLAIRE	WARD 51	1	0	0	0

Municipality Unit	Reporting Unit	SUSAN V. HAPP	BRAD SCHIMMEL	THOMAS A. NELSON, SR.	SCATTERING
CITY OF EAU CLAIRE	WARD 52	0	1	0	0
CITY OF EAU CLAIRE	WARD 53	0	0	0	0
CITY OF EAU CLAIRE	WARD 54	0	0	0	0
CITY OF EAU CLAIRE	WARD 55	3	0	1	0
CITY OF EAU CLAIRE	WARD 56	0	0	0	0
CITY OF EAU CLAIRE	WARD 57	3	2	0	0
CITY OF EAU CLAIRE	WARD 58	1	0	0	0
CITY OF EAU CLAIRE	WARD 59	0	0	0	0
CITY OF EAU CLAIRE	WARD 60	0	0	0	0
CITY OF EAU CLAIRE	WARD 61	0	0	0	0
<b>Total</b>		19,355	20,112	1,490	18

SECRETARY OF STATE

EAU CLAIRE COUNTY

2014 GENERAL ELECTION

11/4/2014

Municipality Unit	Reporting	DOUG LA FOLLETTE	JULIAN BRADLEY	JERRY BROITZMAN	ANDY CRAIG	SCATTERING
TOWN OF BRIDGE CREEK	Wards 1, 2	210	234	4	16	0
TOWN OF BRUNSWICK	Wards 1-2	402	430	11	14	0
TOWN OF CLEAR CREEK	Wards 1, 2	170	163	4	9	0
TOWN OF DRAMMEN	Ward 1	178	181	5	5	0
TOWN OF FAIRCHILD	Ward 1	52	60	1	0	0
TOWN OF LINCOLN	Wards 1, 2	219	259	8	10	0
TOWN OF LUDINGTON	Ward 1	218	231	10	17	0
TOWN OF OTTER CREEK	Ward 1	83	110	5	5	1
TOWN OF PLEASANT VALLEY	Wards 1-4	711	971	17	26	1
TOWN OF SEYMOUR	Wards 1-6	742	736	23	38	2
TOWN OF UNION	Wards 1-4	539	522	20	30	0
TOWN OF WASHINGTON	Wards 1-13	1,680	1,775	36	83	2
TOWN OF WILSON	Ward 1	59	77	2	10	0
VILLAGE OF FAIRCHILD	Ward 1	67	53	5	10	0
VILLAGE OF FALL CREEK	Wards 1 - 2	293	270	9	17	0
CITY OF ALTOONA	WARDS 1 - 11	1,481	1,222	28	70	3
CITY OF AUGUSTA	WARDS 1 - 5	225	212	3	7	0
CITY OF EAU CLAIRE	WARD 1	223	99	7	19	0
CITY OF EAU CLAIRE	WARD 2	288	113	4	22	0
CITY OF EAU CLAIRE	WARD 3	890	318	8	55	0
CITY OF EAU CLAIRE	WARD 4	205	146	6	19	0
CITY OF EAU CLAIRE	WARD 5	234	176	6	33	1
CITY OF EAU CLAIRE	WARD 6	313	179	2	28	1
CITY OF EAU CLAIRE	WARD 7	354	225	10	20	0
CITY OF EAU CLAIRE	WARD 8	356	254	9	22	0
CITY OF EAU CLAIRE	WARD 9	151	81	11	20	0
CITY OF EAU CLAIRE	WARD 10	424	336	13	26	0
CITY OF EAU CLAIRE	WARD 11	399	338	11	24	0
CITY OF EAU CLAIRE	WARD 12	756	467	17	37	1
CITY OF EAU CLAIRE	WARD 13	156	112	2	10	1
CITY OF EAU CLAIRE	WARD 14	441	332	3	26	1
CITY OF EAU CLAIRE	WARD 15	449	365	7	21	0
CITY OF EAU CLAIRE	WARD 17	558	501	11	23	0

Municipality Unit	Reporting	DOUG LA FOLLETTE	JULIAN BRADLEY	JERRY BROITZMAN	ANDY CRAIG	SCATTERING
CITY OF EAU CLAIRE	WARD 18	152	209	5	15	0
CITY OF EAU CLAIRE	WARD 19	152	124	6	11	0
CITY OF EAU CLAIRE	WARD 20	558	446	8	55	1
CITY OF EAU CLAIRE	WARD 21	332	269	12	25	0
CITY OF EAU CLAIRE	WARD 22	131	105	0	8	0
CITY OF EAU CLAIRE	WARD 23	610	412	15	35	0
CITY OF EAU CLAIRE	WARD 24	75	39	2	9	0
CITY OF EAU CLAIRE	WARD 25	593	478	7	28	1
CITY OF EAU CLAIRE	WARD 26	240	182	4	18	0
CITY OF EAU CLAIRE	WARD 27	73	50	2	4	0
CITY OF EAU CLAIRE	WARD 28	178	166	3	3	0
CITY OF EAU CLAIRE	WARD 29	607	302	12	34	0
CITY OF EAU CLAIRE	WARD 30	501	244	14	32	1
CITY OF EAU CLAIRE	WARD 31	439	164	10	37	1
CITY OF EAU CLAIRE	WARD 32	492	218	15	24	0
CITY OF EAU CLAIRE	WARD 33	159	129	8	11	0
CITY OF EAU CLAIRE	WARD 34	161	79	3	18	0
CITY OF EAU CLAIRE	WARD 35	396	323	5	16	0
CITY OF EAU CLAIRE	WARD 36	94	114	2	5	0
CITY OF EAU CLAIRE	WARD 37	246	207	5	20	0
CITY OF EAU CLAIRE	WARD 38	205	218	5	12	0
CITY OF EAU CLAIRE	WARD 39	327	294	8	21	0
CITY OF EAU CLAIRE	WARD 42	120	109	1	3	0
CITY OF EAU CLAIRE	WARD 43	141	58	3	9	0
CITY OF EAU CLAIRE	WARD 44	24	34	0	1	0
CITY OF EAU CLAIRE	WARD 45	159	131	5	13	1
CITY OF EAU CLAIRE	WARD 46	397	176	15	30	1
CITY OF EAU CLAIRE	WARD 47	141	109	3	7	0
CITY OF EAU CLAIRE	WARD 48	142	93	5	11	1
CITY OF EAU CLAIRE	WARD 49	136	151	2	8	0
CITY OF EAU CLAIRE	WARD 50	2	0	0	0	0
CITY OF EAU CLAIRE	WARD 51	1	0	0	0	0
CITY OF EAU CLAIRE	WARD 52	0	1	0	0	0
CITY OF EAU CLAIRE	WARD 53	0	0	0	0	0
CITY OF EAU CLAIRE	WARD 54	0	0	0	0	0
CITY OF EAU CLAIRE	WARD 55	4	0	0	0	0
CITY OF EAU CLAIRE	WARD 56	0	0	0	0	0
CITY OF EAU CLAIRE	WARD 57	3	2	0	0	0
CITY OF EAU CLAIRE	WARD 58	1	0	0	0	0
CITY OF EAU CLAIRE	WARD 59	0	0	0	0	0



Municipality Unit	Reporting	DOUG LA FOLLETTE	JULIAN BRADLEY	JERRY BROITZMAN	ANDY CRAIG	SCATTERING
CITY OF EAU CLAIRE	WARD 60	0	0	0	0	0
CITY OF EAU CLAIRE	WARD 61	0	0	0	0	0
Total		21,518	17,184	503	1,295	21

STATE TREASURER

EAU CLAIRE COUNTY

2014 GENERAL ELECTION

11/4/2014

Municipality Unit	Reporting	DAVID L. SARTORI	ADAMCZYK MATT	ANDREW ZUELKE	RON HARDY	JERRY SHIDELL	SCATTERING
TOWN OF BRIDGE CREEK	Wards 1, 2	185	243	7	16	10	0
TOWN OF BRUNSWICK	Wards 1-2	363	438	12	17	16	0
TOWN OF CLEAR CREEK	Wards 1, 2	142	178	7	6	8	0
TOWN OF DRAMMEN	Ward 1	156	182	5	10	7	0
TOWN OF FAIRCHILD	Ward 1	43	63	2	4	1	0
TOWN OF LINCOLN	Wards 1, 2	188	268	10	18	11	0
TOWN OF LUDINGTON	Ward 1	189	236	8	18	14	0
TOWN OF OTTER CREEK	Ward 1	73	107	11	3	2	1
TOWN OF PLEASANT VALLEY	Wards 1-4	635	991	11	37	38	1
TOWN OF SEYMOUR	Wards 1-6	657	755	22	41	39	2
TOWN OF UNION	Wards 1-4	485	545	16	28	27	0
TOWN OF WASHINGTON	Wards 1-13	1,474	1,836	61	86	74	2
TOWN OF WILSON	Ward 1	51	85	3	3	3	0
VILLAGE OF FAIRCHILD	Ward 1	64	52	4	5	9	0
VILLAGE OF FALL CREEK	Wards 1 - 2	250	288	19	15	11	0
CITY OF ALTOONA	WARDS 1 - 11	1,335	1,251	32	107	52	2
CITY OF AUGUSTA	WARDS 1 - 5	193	213	11	19	8	0
CITY OF EAU CLAIRE	WARD 1	204	102	6	25	12	0
CITY OF EAU CLAIRE	WARD 2	251	119	5	29	17	0
CITY OF EAU CLAIRE	WARD 3	796	329	15	80	40	0
CITY OF EAU CLAIRE	WARD 4	185	155	7	16	14	1
CITY OF EAU CLAIRE	WARD 5	193	190	11	30	22	0
CITY OF EAU CLAIRE	WARD 6	278	187	9	26	20	0
CITY OF EAU CLAIRE	WARD 7	325	236	18	13	14	0
CITY OF EAU CLAIRE	WARD 8	321	274	4	18	18	0
CITY OF EAU CLAIRE	WARD 9	141	80	6	24	13	0
CITY OF EAU CLAIRE	WARD 10	395	337	10	24	27	0
CITY OF EAU CLAIRE	WARD 11	344	373	6	21	16	0
CITY OF EAU CLAIRE	WARD 12	691	478	20	41	28	1
CITY OF EAU CLAIRE	WARD 13	151	111	3	5	8	0
CITY OF EAU CLAIRE	WARD 14	406	341	5	27	21	0
CITY OF EAU CLAIRE	WARD 15	410	366	9	24	23	0
CITY OF EAU CLAIRE	WARD 17	499	520	6	17	28	0

Municipality Unit	Reporting	DAVID L. SARTORI	MATT ADAMCZYK	ANDREW ZUELKE	RON HARDY	JERRY SHIDELL	SCATTERING
CITY OF EAU CLAIRE	WARD 18	139	211	4	10	10	0
CITY OF EAU CLAIRE	WARD 19	138	130	4	11	5	0
CITY OF EAU CLAIRE	WARD 20	485	470	7	52	37	2
CITY OF EAU CLAIRE	WARD 21	297	278	12	26	15	1
CITY OF EAU CLAIRE	WARD 22	131	99	0	5	9	0
CITY OF EAU CLAIRE	WARD 23	549	420	24	42	23	0
CITY OF EAU CLAIRE	WARD 24	68	38	1	12	4	0
CITY OF EAU CLAIRE	WARD 25	544	490	11	21	23	0
CITY OF EAU CLAIRE	WARD 26	219	183	10	8	19	0
CITY OF EAU CLAIRE	WARD 27	67	53	3	4	0	0
CITY OF EAU CLAIRE	WARD 28	158	174	4	10	1	0
CITY OF EAU CLAIRE	WARD 29	550	310	19	38	29	0
CITY OF EAU CLAIRE	WARD 30	454	263	12	33	24	1
CITY OF EAU CLAIRE	WARD 31	391	167	10	43	28	2
CITY OF EAU CLAIRE	WARD 32	435	221	18	43	23	1
CITY OF EAU CLAIRE	WARD 33	135	140	12	12	6	0
CITY OF EAU CLAIRE	WARD 34	148	82	4	13	9	0
CITY OF EAU CLAIRE	WARD 35	367	322	14	13	16	0
CITY OF EAU CLAIRE	WARD 36	90	114	3	4	3	0
CITY OF EAU CLAIRE	WARD 37	217	217	6	21	12	1
CITY OF EAU CLAIRE	WARD 38	188	224	3	12	7	0
CITY OF EAU CLAIRE	WARD 39	300	297	10	13	21	1
CITY OF EAU CLAIRE	WARD 42	105	119	1	5	4	0
CITY OF EAU CLAIRE	WARD 43	129	64	1	6	6	0
CITY OF EAU CLAIRE	WARD 44	18	35	0	4	1	0
CITY OF EAU CLAIRE	WARD 45	141	140	7	5	9	1
CITY OF EAU CLAIRE	WARD 46	355	189	9	33	31	0
CITY OF EAU CLAIRE	WARD 47	128	115	3	6	7	0
CITY OF EAU CLAIRE	WARD 48	121	96	4	14	14	1
CITY OF EAU CLAIRE	WARD 49	114	171	1	6	5	0
CITY OF EAU CLAIRE	WARD 50	2	0	0	0	0	0
CITY OF EAU CLAIRE	WARD 51	1	0	0	0	0	0
CITY OF EAU CLAIRE	WARD 52	0	1	0	0	0	0
CITY OF EAU CLAIRE	WARD 53	0	0	0	0	0	0
CITY OF EAU CLAIRE	WARD 54	0	0	0	0	0	0
CITY OF EAU CLAIRE	WARD 55	4	0	0	0	0	0
CITY OF EAU CLAIRE	WARD 56	0	0	0	0	0	0
CITY OF EAU CLAIRE	WARD 57	3	2	0	0	0	0
CITY OF EAU CLAIRE	WARD 58	1	0	0	0	0	0
CITY OF EAU CLAIRE	WARD 59	0	0	0	0	0	0

Municipality Unit	Reporting	DAVID L. SARTORI	MATT ADAMCZYK	ANDREW ZUELKE	RON HARDY	JERRY SHIDELL	SCATTERING
CITY OF EAU CLAIRE	WARD 60	0	0	0	0	0	0
CITY OF EAU CLAIRE	WARD 61	0	0	0	0	0	0
Total		19,265	17,764	598	1,378	1,052	21

CONGRESSIONAL - DISTRICT 3

EAU CLAIRE COUNTY

2014 GENERAL ELECTION

11/4/2014

Municipality Unit	Reporting	RON KIND	TONY KURTZ	KEN VAN DOREN (WRITE-IN)	SCATTERING
TOWN OF BRIDGE CREEK	Wards 1, 2	229	245	0	0
TOWN OF BRUNSWICK	Wards 1-2	458	418	1	0
TOWN OF CLEAR CREEK	Wards 1, 2	194	163	0	0
TOWN OF DRAMMEN	Ward 1	196	180	0	0
TOWN OF FAIRCHILD	Ward 1	54	63	0	0
TOWN OF LINCOLN	Wards 1, 2	253	247	1	0
TOWN OF LUDINGTON	Ward 1	249	235	0	0
TOWN OF OTTER CREEK	Ward 1	101	107	0	2
TOWN OF PLEASANT VALLEY	Wards 1-4	810	958	0	2
TOWN OF SEYMOUR	Wards 1-6	866	713	0	3
TOWN OF UNION	Wards 1-4	604	528	1	0
TOWN OF WASHINGTON	Wards 1-13	1,879	1,786	0	1
TOWN OF WILSON	Ward 1	68	80	0	0
VILLAGE OF FAIRCHILD	Ward 1	89	52	0	0
VILLAGE OF FALL CREEK	Wards 1 - 2	334	262	0	1
CITY OF ALTOONA	WARDS 1 - 11	1,642	1,219	1	1
CITY OF AUGUSTA	WARDS 1 - 5	262	199	1	0
CITY OF EAU CLAIRE	WARD 1	257	98	0	0
CITY OF EAU CLAIRE	WARD 2	315	118	0	2
CITY OF EAU CLAIRE	WARD 3	952	336	1	2
CITY OF EAU CLAIRE	WARD 4	226	152	0	1
CITY OF EAU CLAIRE	WARD 5	267	189	0	2
CITY OF EAU CLAIRE	WARD 6	352	176	0	3
CITY OF EAU CLAIRE	WARD 7	401	222	0	0
CITY OF EAU CLAIRE	WARD 8	386	264	0	0
CITY OF EAU CLAIRE	WARD 9	179	91	0	0
CITY OF EAU CLAIRE	WARD 10	470	346	0	1
CITY OF EAU CLAIRE	WARD 11	438	346	0	0

Municipality Unit	Reporting	RON KIND	TONY KURTZ	KEN VAN DOREN (WRITE-IN)	SCATTERING
CITY OF EAU CLAIRE	WARD 12	844	476	0	0
CITY OF EAU CLAIRE	WARD 13	172	115	0	0
CITY OF EAU CLAIRE	WARD 14	481	335	0	2
CITY OF EAU CLAIRE	WARD 15	507	363	0	0
CITY OF EAU CLAIRE	WARD 17	616	500	0	0
CITY OF EAU CLAIRE	WARD 18	188	202	0	0
CITY OF EAU CLAIRE	WARD 19	173	120	2	1
CITY OF EAU CLAIRE	WARD 20	618	454	0	1
CITY OF EAU CLAIRE	WARD 21	376	277	0	1
CITY OF EAU CLAIRE	WARD 22	154	98	0	0
CITY OF EAU CLAIRE	WARD 23	667	423	2	2
CITY OF EAU CLAIRE	WARD 24	86	38	0	1
CITY OF EAU CLAIRE	WARD 25	685	459	1	0
CITY OF EAU CLAIRE	WARD 26	267	186	0	1
CITY OF EAU CLAIRE	WARD 27	79	47	0	2
CITY OF EAU CLAIRE	WARD 28	203	156	0	0
CITY OF EAU CLAIRE	WARD 29	672	303	1	0
CITY OF EAU CLAIRE	WARD 30	535	282	0	3
CITY OF EAU CLAIRE	WARD 31	476	179	0	0
CITY OF EAU CLAIRE	WARD 32	560	210	0	0
CITY OF EAU CLAIRE	WARD 33	172	142	0	0
CITY OF EAU CLAIRE	WARD 34	175	88	0	1
CITY OF EAU CLAIRE	WARD 35	434	323	0	0
CITY OF EAU CLAIRE	WARD 36	106	114	0	0
CITY OF EAU CLAIRE	WARD 37	291	205	0	1
CITY OF EAU CLAIRE	WARD 38	233	213	1	0
CITY OF EAU CLAIRE	WARD 39	374	283	0	0
CITY OF EAU CLAIRE	WARD 42	136	106	0	0
CITY OF EAU CLAIRE	WARD 43	149	61	0	0
CITY OF EAU CLAIRE	WARD 44	32	28	0	0
CITY OF EAU CLAIRE	WARD 45	178	137	0	0
CITY OF EAU CLAIRE	WARD 46	439	193	0	0
CITY OF EAU CLAIRE	WARD 47	147	119	0	0
CITY OF EAU CLAIRE	WARD 48	161	95	0	0
CITY OF EAU CLAIRE	WARD 49	147	155	0	0

Municipality Unit	Reporting Unit	RON KIND	TONY KURTZ	KEN VAN DOREN (WRITE-IN)	SCATTERING
CITY OF EAU CLAIRE	WARD 50	2	0	0	0
CITY OF EAU CLAIRE	WARD 51	1	0	0	0
CITY OF EAU CLAIRE	WARD 52	0	1	0	0
CITY OF EAU CLAIRE	WARD 53	0	0	0	0
CITY OF EAU CLAIRE	WARD 54	0	0	0	0
CITY OF EAU CLAIRE	WARD 55	4	0	0	0
CITY OF EAU CLAIRE	WARD 56	0	0	0	0
CITY OF EAU CLAIRE	WARD 57	3	2	0	0
CITY OF EAU CLAIRE	WARD 58	1	0	0	0
CITY OF EAU CLAIRE	WARD 59	0	0	0	0
CITY OF EAU CLAIRE	WARD 60	0	0	0	0
CITY OF EAU CLAIRE	WARD 61	0	0	0	0
Total		24,075	17,281	13	37

STATE SENATE - DISTRICT 23

EAU CLAIRE COUNTY

2014 GENERAL ELECTION

11/4/2014

Municipality Unit	Reporting Unit	PHIL SWANHORST	TERRY MOULTON	SCATTERING
TOWN OF BRIDGE CREEK	Wards 1, 2	182	288	0
TOWN OF CLEAR CREEK	Wards 1, 2	147	201	0
TOWN OF FAIRCHILD	Ward 1	39	76	0
TOWN OF LINCOLN	Wards 1, 2	190	311	0
TOWN OF LUDINGTON	Ward 1	194	290	0
TOWN OF OTTER CREEK	Ward 1	74	131	2
TOWN OF SEYMOUR	Wards 1-6	690	877	2
TOWN OF WILSON	Ward 1	55	92	0
VILLAGE OF FAIRCHILD	Ward 1	64	75	0
VILLAGE OF FALL CREEK	Wards 1 - 2	241	347	1
CITY OF ALTOONA	WARDS 1 - 11	1,342	1,493	3
CITY OF AUGUSTA	WARDS 1 - 5	187	266	0
CITY OF EAU CLAIRE	WARD 11	343	429	1
CITY OF EAU CLAIRE	WARD 36	89	131	0
CITY OF EAU CLAIRE	WARD 37	224	266	0
CITY OF EAU CLAIRE	WARD 54	0	0	0
Total		4,061	5,273	9



STATE SENATE - DISTRICT 31

EAU CLAIRE COUNTY

2014 GENERAL ELECTION

11/4/2014

Municipality Unit	Reporting	KATHLEEN VINEHOUT	PITTMAN MEL	SCATTERING
TOWN OF BRUNSWICK	Wards 1-2	400	465	0
TOWN OF DRAMMEN	Ward 1	164	211	0
TOWN OF PLEASANT VALLEY	Wards 1-4	733	1,009	2
TOWN OF UNION	Wards 1-4	542	579	0
TOWN OF WASHINGTON	Wards 1-13	1,736	1,887	2
CITY OF EAU CLAIRE	WARD 1	236	112	0
CITY OF EAU CLAIRE	WARD 2	305	119	0
CITY OF EAU CLAIRE	WARD 3	920	357	2
CITY OF EAU CLAIRE	WARD 4	221	153	0
CITY OF EAU CLAIRE	WARD 5	246	192	1
CITY OF EAU CLAIRE	WARD 6	329	194	2
CITY OF EAU CLAIRE	WARD 7	362	257	0
CITY OF EAU CLAIRE	WARD 8	365	279	2
CITY OF EAU CLAIRE	WARD 9	173	96	0
CITY OF EAU CLAIRE	WARD 10	446	358	1
CITY OF EAU CLAIRE	WARD 12	801	495	0
CITY OF EAU CLAIRE	WARD 13	161	121	0
CITY OF EAU CLAIRE	WARD 14	455	362	1
CITY OF EAU CLAIRE	WARD 15	480	381	0
CITY OF EAU CLAIRE	WARD 17	567	539	0
CITY OF EAU CLAIRE	WARD 18	161	225	0
CITY OF EAU CLAIRE	WARD 19	157	133	0
CITY OF EAU CLAIRE	WARD 20	580	465	1
CITY OF EAU CLAIRE	WARD 21	353	292	1
CITY OF EAU CLAIRE	WARD 22	141	108	0
CITY OF EAU CLAIRE	WARD 23	622	463	0
CITY OF EAU CLAIRE	WARD 24	79	40	1
CITY OF EAU CLAIRE	WARD 25	627	508	0
CITY OF EAU CLAIRE	WARD 26	245	205	0
CITY OF EAU CLAIRE	WARD 27	74	52	1
CITY OF EAU CLAIRE	WARD 28	187	168	0
CITY OF EAU CLAIRE	WARD 29	634	330	1
CITY OF EAU CLAIRE	WARD 30	526	279	3
CITY OF EAU CLAIRE	WARD 31	464	189	1

Municipality Unit	Reporting	KATHLEEN VINEHOUT	MEL PITTMAN	SCATTERING
CITY OF EAU CLAIRE	WARD 32	528	238	1
CITY OF EAU CLAIRE	WARD 33	166	142	0
CITY OF EAU CLAIRE	WARD 34	166	91	1
CITY OF EAU CLAIRE	WARD 35	417	335	0
CITY OF EAU CLAIRE	WARD 38	214	225	1
CITY OF EAU CLAIRE	WARD 39	344	310	0
CITY OF EAU CLAIRE	WARD 42	128	110	0
CITY OF EAU CLAIRE	WARD 43	144	63	0
CITY OF EAU CLAIRE	WARD 44	28	32	0
CITY OF EAU CLAIRE	WARD 45	170	140	0
CITY OF EAU CLAIRE	WARD 46	409	217	1
CITY OF EAU CLAIRE	WARD 47	138	123	0
CITY OF EAU CLAIRE	WARD 48	154	102	0
CITY OF EAU CLAIRE	WARD 49	126	175	0
CITY OF EAU CLAIRE	WARD 50	1	0	0
CITY OF EAU CLAIRE	WARD 51	1	0	0
CITY OF EAU CLAIRE	WARD 52	0	1	0
CITY OF EAU CLAIRE	WARD 53	0	0	0
CITY OF EAU CLAIRE	WARD 55	4	0	0
CITY OF EAU CLAIRE	WARD 56	0	0	0
CITY OF EAU CLAIRE	WARD 57	3	2	0
CITY OF EAU CLAIRE	WARD 58	1	0	0
CITY OF EAU CLAIRE	WARD 59	0	0	0
CITY OF EAU CLAIRE	WARD 60	0	0	0
CITY OF EAU CLAIRE	WARD 61	0	0	0
Total		17,634	13,929	26

ASSEMBLY - DISTRICT 68

EAU CLAIRE COUNTY

2014 GENERAL ELECTION

11/4/2014

Municipality	Reporting Unit	JEFF PECK	KATHY BERNIER	SCATTERING
TOWN OF BRIDGE CREEK	Wards 1, 2	207	261	0
TOWN OF CLEAR CREEK	Wards 1, 2	160	180	0
TOWN OF FAIRCHILD	Ward 1	49	64	0
TOWN OF LINCOLN	Wards 1, 2	213	280	0
TOWN OF LUDINGTON	Ward 1	223	249	0
TOWN OF OTTER CREEK	Ward 1	92	112	2
TOWN OF SEYMOUR	Wards 1-6	720	808	1
TOWN OF WILSON	Ward 1	61	88	0
VILLAGE OF FAIRCHILD	Ward 1	77	64	0
VILLAGE OF FALL CREEK	Wards 1 - 2	283	305	1
CITY OF ALTOONA	WARDS 1 - 11	1,394	1,388	2
CITY OF AUGUSTA	WARDS 1 - 5	212	238	0
CITY OF EAU CLAIRE	WARD 11	374	389	0
CITY OF EAU CLAIRE	WARD 36	92	121	0
CITY OF EAU CLAIRE	WARD 37	235	248	0
CITY OF EAU CLAIRE	WARD 54	0	0	0
Total		4,392	4,795	6

ASSEMBLY - DISTRICT 91

EAU CLAIRE COUNTY

2014 GENERAL ELECTION

11/4/2014

Municipality Unit	Reporting Unit	DANA WACHS	SCATTERING
CITY OF EAU CLAIRE	WARD 1	237	5
CITY OF EAU CLAIRE	WARD 2	317	9
CITY OF EAU CLAIRE	WARD 3	943	28
CITY OF EAU CLAIRE	WARD 4	249	11
CITY OF EAU CLAIRE	WARD 5	280	10
CITY OF EAU CLAIRE	WARD 6	342	14
CITY OF EAU CLAIRE	WARD 7	424	17
CITY OF EAU CLAIRE	WARD 8	418	22
CITY OF EAU CLAIRE	WARD 9	187	4
CITY OF EAU CLAIRE	WARD 10	507	14
CITY OF EAU CLAIRE	WARD 12	828	26
CITY OF EAU CLAIRE	WARD 13	181	7
CITY OF EAU CLAIRE	WARD 14	518	11
CITY OF EAU CLAIRE	WARD 15	528	24
CITY OF EAU CLAIRE	WARD 17	642	22
CITY OF EAU CLAIRE	WARD 19	186	3
CITY OF EAU CLAIRE	WARD 20	735	18
CITY OF EAU CLAIRE	WARD 21	404	9
CITY OF EAU CLAIRE	WARD 22	162	4
CITY OF EAU CLAIRE	WARD 23	710	25
CITY OF EAU CLAIRE	WARD 24	88	3
CITY OF EAU CLAIRE	WARD 25	728	21
CITY OF EAU CLAIRE	WARD 26	289	7
CITY OF EAU CLAIRE	WARD 27	87	2
CITY OF EAU CLAIRE	WARD 28	210	10
CITY OF EAU CLAIRE	WARD 29	667	12
CITY OF EAU CLAIRE	WARD 30	531	19
CITY OF EAU CLAIRE	WARD 31	460	14
CITY OF EAU CLAIRE	WARD 32	525	11
CITY OF EAU CLAIRE	WARD 33	191	10
CITY OF EAU CLAIRE	WARD 34	175	11
CITY OF EAU CLAIRE	WARD 35	472	20
CITY OF EAU CLAIRE	WARD 42	155	6
CITY OF EAU CLAIRE	WARD 43	136	0

Municipality Unit	Reporting Unit	DANA WACHS	SCATTERING
CITY OF EAU CLAIRE	WARD 45	210	5
CITY OF EAU CLAIRE	WARD 46	438	18
CITY OF EAU CLAIRE	WARD 47	158	0
CITY OF EAU CLAIRE	WARD 48	162	6
CITY OF EAU CLAIRE	WARD 49	183	1
Total		14,663	459

ASSEMBLY - DISTRICT 93

EAU CLAIRE COUNTY

2014 GENERAL ELECTION

11/4/2014

Municipality Unit	Reporting Unit	JEFF SMITH	WARREN PETRYK	SCATTERING
TOWN OF BRUNSWICK	Wards 1-2	413	459	0
TOWN OF DRAMMEN	Ward 1	172	192	0
TOWN OF PLEASANT VALLEY	Wards 1-4	695	1,043	2
TOWN OF UNION	Wards 1-4	514	585	1
TOWN OF WASHINGTON	Wards 1-13	1,635	1,937	2
CITY OF EAU CLAIRE	WARD 18	161	223	0
CITY OF EAU CLAIRE	WARD 38	203	230	0
CITY OF EAU CLAIRE	WARD 39	320	323	1
CITY OF EAU CLAIRE	WARD 44	27	31	0
CITY OF EAU CLAIRE	WARD 50	2	0	0
CITY OF EAU CLAIRE	WARD 51	1	0	0
CITY OF EAU CLAIRE	WARD 52	0	1	0
CITY OF EAU CLAIRE	WARD 53	0	0	0
CITY OF EAU CLAIRE	WARD 55	3	1	0
CITY OF EAU CLAIRE	WARD 56	0	0	0
CITY OF EAU CLAIRE	WARD 57	3	2	0
CITY OF EAU CLAIRE	WARD 58	1	0	0
CITY OF EAU CLAIRE	WARD 59	0	0	0
CITY OF EAU CLAIRE	WARD 60	0	0	0
CITY OF EAU CLAIRE	WARD 61	0	0	0
Total		4,150	5,027	6

**FOR INTERNAL USE ONLY - not to be used as G.A.B. Certification  
STATE REFERENDUM**

**EAU CLAIRE COUNTY**

**2014 GENERAL ELECTION**

**11/4/2014**

<b>Municipality Unit</b>	<b>Reporting</b>	<b>YES</b>	<b>NO</b>
TOWN OF BRIDGE CREEK	Wards 1, 2	349	100
TOWN OF BRUNSWICK	Wards 1-2	635	188
TOWN OF CLEAR CREEK	Wards 1, 2	249	78
TOWN OF DRAMMEN	Ward 1	262	79
TOWN OF FAIRCHILD	Ward 1	79	28
TOWN OF LINCOLN	Wards 1, 2	373	101
TOWN OF LUDINGTON	Ward 1	341	114
TOWN OF OTTER CREEK	Ward 1	148	46
TOWN OF PLEASANT VALLEY	Wards 1-4	1,293	338
TOWN OF SEYMOUR	Wards 1-6	1,157	289
TOWN OF UNION	Wards 1-4	821	224
TOWN OF WASHINGTON	Wards 1-13	2,640	752
TOWN OF WILSON	Ward 1	111	32
VILLAGE OF FAIRCHILD	Ward 1	87	37
VILLAGE OF FALL CREEK	Wards 1 - 2	441	110
CITY OF ALTOONA	WARDS 1 - 11	2,056	600
CITY OF AUGUSTA	WARDS 1 - 5	321	94
CITY OF EAU CLAIRE	WARD 1	237	85
CITY OF EAU CLAIRE	WARD 2	308	100
CITY OF EAU CLAIRE	WARD 3	816	367
CITY OF EAU CLAIRE	WARD 4	273	92
CITY OF EAU CLAIRE	WARD 5	327	73
CITY OF EAU CLAIRE	WARD 6	365	101
CITY OF EAU CLAIRE	WARD 7	454	112
CITY OF EAU CLAIRE	WARD 8	471	140
CITY OF EAU CLAIRE	WARD 9	193	56
CITY OF EAU CLAIRE	WARD 10	613	143
CITY OF EAU CLAIRE	WARD 11	568	146
CITY OF EAU CLAIRE	WARD 12	955	231
CITY OF EAU CLAIRE	WARD 13	208	58
CITY OF EAU CLAIRE	WARD 14	600	157
CITY OF EAU CLAIRE	WARD 15	654	167
CITY OF EAU CLAIRE	WARD 17	827	197
CITY OF EAU CLAIRE	WARD 18	295	78
CITY OF EAU CLAIRE	WARD 19	230	48

**QUESTION 1: "Creation of a Transportation Fund.** Shall section 9 (2) of article IV and section 11 of article VIII of the constitution be created to require that revenues generated by use of the state transportation system be deposited into a transportation fund administered by a department of transportation for the exclusive purpose of funding Wisconsin's transportation systems and to prohibit any transfers or lapses from this fund?"

**YES**



**NO**



**FOR INTERNAL USE ONLY - not to be used as G.A.B. Certification**

<b>Municipality Unit</b>	<b>Reporting</b>	<b>YES</b>	<b>NO</b>
CITY OF EAU CLAIRE	WARD 20	765	212
CITY OF EAU CLAIRE	WARD 21	501	104
CITY OF EAU CLAIRE	WARD 22	191	42
CITY OF EAU CLAIRE	WARD 23	834	198
CITY OF EAU CLAIRE	WARD 24	99	21
CITY OF EAU CLAIRE	WARD 25	808	239
CITY OF EAU CLAIRE	WARD 26	305	112
CITY OF EAU CLAIRE	WARD 27	90	27
CITY OF EAU CLAIRE	WARD 28	250	82
CITY OF EAU CLAIRE	WARD 29	729	177
CITY OF EAU CLAIRE	WARD 30	606	151
CITY OF EAU CLAIRE	WARD 31	474	137
CITY OF EAU CLAIRE	WARD 32	524	185
CITY OF EAU CLAIRE	WARD 33	250	43
CITY OF EAU CLAIRE	WARD 34	190	53
CITY OF EAU CLAIRE	WARD 35	560	154
CITY OF EAU CLAIRE	WARD 36	159	42
CITY OF EAU CLAIRE	WARD 37	376	83
CITY OF EAU CLAIRE	WARD 38	322	92
CITY OF EAU CLAIRE	WARD 39	500	116
CITY OF EAU CLAIRE	WARD 42	177	48
CITY OF EAU CLAIRE	WARD 43	152	36
CITY OF EAU CLAIRE	WARD 44	41	16
CITY OF EAU CLAIRE	WARD 45	237	56
CITY OF EAU CLAIRE	WARD 46	460	133
CITY OF EAU CLAIRE	WARD 47	198	47
CITY OF EAU CLAIRE	WARD 48	179	54
CITY OF EAU CLAIRE	WARD 49	231	52
CITY OF EAU CLAIRE	WARD 50	2	0
CITY OF EAU CLAIRE	WARD 51	1	0
CITY OF EAU CLAIRE	WARD 52	0	0
CITY OF EAU CLAIRE	WARD 53	0	0
CITY OF EAU CLAIRE	WARD 54	0	0
CITY OF EAU CLAIRE	WARD 55	3	0
CITY OF EAU CLAIRE	WARD 56	0	0
CITY OF EAU CLAIRE	WARD 57	2	3
CITY OF EAU CLAIRE	WARD 58	1	0
CITY OF EAU CLAIRE	WARD 59	0	0
CITY OF EAU CLAIRE	WARD 60	0	0
CITY OF EAU CLAIRE	WARD 61	0	0
<b>Total</b>		<b>29,974</b>	<b>8,276</b>



**ALL CONTESTS**  
**EAU CLAIRE COUNTY**  
**2014 GENERAL ELECTION**

**SUMMARY STATEMENT OF THE BOARD OF CANVASSERS**

The total number of votes cast for the **GOVERNOR/LIEUTENANT GOVERNOR**  
 was **42,105**

of which	<b>MARY BURKE/JOHN LEHMAN</b>	received	<b>21,239</b>
	<b>SCOTT WALKER/REBECCA KLEEFISCH</b>	received	<b>20,304</b>
	<b>DENNIS FEHR/No Candidate</b>	received	<b>147</b>
	<b>ROBERT BURKE/JOSEPH M. BROST</b>	received	<b>376</b>
	<b>MARY JO WALTERS (WRITE-IN)</b>	received	<b>4</b>
	<b>STEVE R. EVANS (WRITE-IN)</b>	received	<b>0</b>
	<b>JUMOKA A. JOHNSON (WRITE-IN)</b>	received	<b>0</b>
	<b>BRETT D HULSEY (WRITE-IN)</b>	received	<b>3</b>
	<b>JESSICA NICOLE PERRY (WRITE-IN)</b>	received	<b>0</b>
	<b>SUSAN P. RESCH (WRITE-IN)</b>	received	<b>0</b>
	<b>SCATTERING</b>	received	<b>32</b>

The total number of votes cast for the **ATTORNEY GENERAL**  
 was **40,975**

of which	<b>SUSAN V. HAPP</b>	received	<b>19,355</b>
	<b>BRAD SCHIMEL</b>	received	<b>20,112</b>
	<b>THOMAS A. NELSON, SR.</b>	received	<b>1,490</b>
	<b>SCATTERING</b>	received	<b>18</b>

The total number of votes cast for the **SECRETARY OF STATE**  
 was **40,521**

of which	<b>DOUG LA FOLLETTE</b>	received	<b>21,518</b>
	<b>JULIAN BRADLEY</b>	received	<b>17,184</b>
	<b>JERRY BROITZMAN</b>	received	<b>503</b>
	<b>ANDY CRAIG</b>	received	<b>1,295</b>
	<b>SCATTERING</b>	received	<b>21</b>

The total number of votes cast for the **STATE TREASURER**

was

**40,078**

of which

<b>DAVID L. SARTORI</b>	received	<b>19,265</b>
<b>MATT ADAMCZYK</b>	received	<b>17,764</b>
<b>ANDREW ZUELKE</b>	received	<b>598</b>
<b>RON HARDY</b>	received	<b>1,378</b>
<b>JERRY SHIDELL</b>	received	<b>1,052</b>
<b>SCATTERING</b>	received	<b>21</b>

The total number of votes cast for the **CONGRESSIONAL - DISTRICT 3**

was

**41,406**

of which

<b>RON KIND</b>	received	<b>24,075</b>
<b>TONY KURTZ</b>	received	<b>17,281</b>
<b>KEN VAN DOREN (WRITE-IN)</b>	received	<b>13</b>
<b>SCATTERING</b>	received	<b>37</b>

The total number of votes cast for the **STATE SENATE - DISTRICT 23**

was

**9,343**

of which

<b>PHIL SWANHORST</b>	received	<b>4,061</b>
<b>TERRY MOULTON</b>	received	<b>5,273</b>
<b>SCATTERING</b>	received	<b>9</b>

The total number of votes cast for the **STATE SENATE - DISTRICT 31**

was

**31,589**

of which

<b>KATHLEEN VINEHOUT</b>	received	<b>17,634</b>
<b>MEL PITTMAN</b>	received	<b>13,929</b>
<b>SCATTERING</b>	received	<b>26</b>

The total number of votes cast for the **ASSEMBLY - DISTRICT 68**

was

**9,193**

of which

<b>JEFF PECK</b>	received	<b>4,392</b>
<b>KATHY BERNIER</b>	received	<b>4,795</b>
<b>SCATTERING</b>	received	<b>6</b>

The total number of votes cast for the **ASSEMBLY - DISTRICT 91**

was

**15,122**

of which

<b>DANA WACHS</b>	received	<b>14,663</b>
<b>SCATTERING</b>	received	<b>459</b>

The total number of votes cast for the **ASSEMBLY - DISTRICT 93**

was

9,183

of which

<b>JEFF SMITH</b>	received	<b>4,150</b>
<b>WARREN PETRYK</b>	received	<b>5,027</b>
<b>SCATTERING</b>	received	<b>6</b>

The total number of votes cast for the **STATE REFERENDUM**

was

38,250

of which

<b>YES</b>	received	<b>29,974</b>
<b>NO</b>	received	<b>8,276</b>


### **Certification of the Board of Canvassers**

We, the undersigned, certify that we are the members of the Board of Canvassers for EAU CLAIRE County.


We certify that the attached tabular statement of Votes Cast and Summary Statement of the Board of Canvassers, canvassed and prepared by us, are correct and true as compiled from the original returns made to the EAU CLAIRE County Clerk.

**BOARD OF CANVASSERS**


(1)



(2)



(3)



(Date) Tuesday, November 11, 2014

## SHERIFF (CO18)

### EAU CLAIRE COUNTY

#### 2014 GENERAL ELECTION

11/4/2014

Municipality Unit	Reporting Unit	MARCEL THOMA	RON D CRAMER	SCATTERING
TOWN OF BRIDGE CREEK	Wards 1, 2	137	335	0
TOWN OF BRUNSWICK	Wards 1-2	205	660	0
TOWN OF CLEAR CREEK	Wards 1, 2	132	219	0
TOWN OF DRAMMEN	Ward 1	92	280	0
TOWN OF FAIRCHILD	Ward 1	30	84	0
TOWN OF LINCOLN	Wards 1, 2	116	382	0
TOWN OF LUDINGTON	Ward 1	134	347	0
TOWN OF OTTER CREEK	Ward 1	59	145	3
TOWN OF PLEASANT VALLEY	Wards 1-4	316	1,416	3
TOWN OF SEYMOUR	Wards 1-6	414	1,145	4
TOWN OF UNION	Wards 1-4	319	802	0
TOWN OF WASHINGTON	Wards 1-13	903	2,723	6
TOWN OF WILSON	Ward 1	40	109	0
VILLAGE OF FAIRCHILD	Ward 1	45	93	0
VILLAGE OF FALL CREEK	Wards 1 - 2	155	438	1
CITY OF ALTOONA	WARDS 1 - 11	841	1,986	4
CITY OF AUGUSTA	WARDS 1 - 5	150	311	1
CITY OF EAU CLAIRE	WARD 1	182	162	2
CITY OF EAU CLAIRE	WARD 2	253	161	2
CITY OF EAU CLAIRE	WARD 3	671	579	5
CITY OF EAU CLAIRE	WARD 4	141	236	1
CITY OF EAU CLAIRE	WARD 5	228	204	1
CITY OF EAU CLAIRE	WARD 6	272	237	1
CITY OF EAU CLAIRE	WARD 7	215	399	2
CITY OF EAU CLAIRE	WARD 8	181	456	1
CITY OF EAU CLAIRE	WARD 9	120	148	2
CITY OF EAU CLAIRE	WARD 10	281	530	0
CITY OF EAU CLAIRE	WARD 11	212	564	0
CITY OF EAU CLAIRE	WARD 12	356	946	2
CITY OF EAU CLAIRE	WARD 13	87	191	0
CITY OF EAU CLAIRE	WARD 14	261	545	2
CITY OF EAU CLAIRE	WARD 15	240	614	0
CITY OF EAU CLAIRE	WARD 17	284	812	0

Municipality Unit	Reporting Unit	MARCEL THOMA	RON D CRAMER	SCATTERING
CITY OF EAU CLAIRE	WARD 18	68	320	0
CITY OF EAU CLAIRE	WARD 19	75	215	0
CITY OF EAU CLAIRE	WARD 20	480	536	8
CITY OF EAU CLAIRE	WARD 21	211	420	3
CITY OF EAU CLAIRE	WARD 22	80	168	0
CITY OF EAU CLAIRE	WARD 23	354	724	1
CITY OF EAU CLAIRE	WARD 24	73	43	2
CITY OF EAU CLAIRE	WARD 25	282	838	0
CITY OF EAU CLAIRE	WARD 26	128	318	0
CITY OF EAU CLAIRE	WARD 27	38	90	0
CITY OF EAU CLAIRE	WARD 28	85	265	2
CITY OF EAU CLAIRE	WARD 29	382	579	1
CITY OF EAU CLAIRE	WARD 30	301	488	5
CITY OF EAU CLAIRE	WARD 31	310	323	2
CITY OF EAU CLAIRE	WARD 32	303	451	0
CITY OF EAU CLAIRE	WARD 33	81	233	0
CITY OF EAU CLAIRE	WARD 34	122	138	0
CITY OF EAU CLAIRE	WARD 35	208	537	0
CITY OF EAU CLAIRE	WARD 36	65	151	0
CITY OF EAU CLAIRE	WARD 37	129	358	0
CITY OF EAU CLAIRE	WARD 38	129	314	0
CITY OF EAU CLAIRE	WARD 39	196	466	0
CITY OF EAU CLAIRE	WARD 42	71	168	0
CITY OF EAU CLAIRE	WARD 43	77	128	0
CITY OF EAU CLAIRE	WARD 44	10	50	0
CITY OF EAU CLAIRE	WARD 45	94	210	1
CITY OF EAU CLAIRE	WARD 46	304	316	1
CITY OF EAU CLAIRE	WARD 47	69	196	0
CITY OF EAU CLAIRE	WARD 48	97	156	0
CITY OF EAU CLAIRE	WARD 49	53	247	1
CITY OF EAU CLAIRE	WARD 50	2	0	0
CITY OF EAU CLAIRE	WARD 51	0	1	0
CITY OF EAU CLAIRE	WARD 52	0	1	0
CITY OF EAU CLAIRE	WARD 53	0	0	0
CITY OF EAU CLAIRE	WARD 54	0	0	0
CITY OF EAU CLAIRE	WARD 55	3	1	0
CITY OF EAU CLAIRE	WARD 56	0	0	0
CITY OF EAU CLAIRE	WARD 57	0	5	0
CITY OF EAU CLAIRE	WARD 58	1	0	0
CITY OF EAU CLAIRE	WARD 59	0	0	0

Municipality Unit	Reporting	SCATTERING		
		MARCEL THOMA	RON D CRAMER	
CITY OF EAU CLAIRE	WARD 60	0	0	0
CITY OF EAU CLAIRE	WARD 61	0	0	0
Total		12,953	27,713	70

## CLERK OF CIRCUIT COURT (CO18)

### EAU CLAIRE COUNTY

#### 2014 GENERAL ELECTION

11/4/2014

Municipality Unit	Reporting Unit	SUSAN SCHAFER	JODIA GOBRECHT	SCATTERING
TOWN OF BRIDGE CREEK	Wards 1, 2	213	252	0
TOWN OF BRUNSWICK	Wards 1-2	373	472	0
TOWN OF CLEAR CREEK	Wards 1, 2	158	180	0
TOWN OF DRAMMEN	Ward 1	160	201	0
TOWN OF FAIRCHILD	Ward 1	46	61	0
TOWN OF LINCOLN	Wards 1, 2	218	271	0
TOWN OF LUDINGTON	Ward 1	209	250	2
TOWN OF OTTER CREEK	Ward 1	93	106	1
TOWN OF PLEASANT VALLEY	Wards 1-4	665	1,025	7
TOWN OF SEYMOUR	Wards 1-6	701	811	4
TOWN OF UNION	Wards 1-4	510	582	1
TOWN OF WASHINGTON	Wards 1-13	1,570	1,944	3
TOWN OF WILSON	Ward 1	60	85	0
VILLAGE OF FAIRCHILD	Ward 1	77	55	0
VILLAGE OF FALL CREEK	Wards 1 - 2	283	296	0
CITY OF ALTOONA	WARDS 1 - 11	1,440	1,314	3
CITY OF AUGUSTA	WARDS 1 - 5	211	231	0
CITY OF EAU CLAIRE	WARD 1	229	105	1
CITY OF EAU CLAIRE	WARD 2	280	128	0
CITY OF EAU CLAIRE	WARD 3	870	368	2
CITY OF EAU CLAIRE	WARD 4	196	169	1
CITY OF EAU CLAIRE	WARD 5	241	184	0
CITY OF EAU CLAIRE	WARD 6	313	191	0
CITY OF EAU CLAIRE	WARD 7	344	254	0
CITY OF EAU CLAIRE	WARD 8	328	303	0
CITY OF EAU CLAIRE	WARD 9	171	91	1
CITY OF EAU CLAIRE	WARD 10	428	359	0
CITY OF EAU CLAIRE	WARD 11	365	399	0
CITY OF EAU CLAIRE	WARD 12	721	528	2
CITY OF EAU CLAIRE	WARD 13	158	114	0
CITY OF EAU CLAIRE	WARD 14	416	363	1
CITY OF EAU CLAIRE	WARD 15	429	404	0
CITY OF EAU CLAIRE	WARD 17	487	577	1

Municipality Unit	Reporting	SUSAN SCHAFER	JODI A GOBRECHT	SCATTERING
CITY OF EAU CLAIRE	WARD 18	145	231	1
CITY OF EAU CLAIRE	WARD 19	148	138	0
CITY OF EAU CLAIRE	WARD 20	553	444	1
CITY OF EAU CLAIRE	WARD 21	330	288	1
CITY OF EAU CLAIRE	WARD 22	125	110	0
CITY OF EAU CLAIRE	WARD 23	584	456	1
CITY OF EAU CLAIRE	WARD 24	74	38	1
CITY OF EAU CLAIRE	WARD 25	551	535	0
CITY OF EAU CLAIRE	WARD 26	215	222	0
CITY OF EAU CLAIRE	WARD 27	72	54	0
CITY OF EAU CLAIRE	WARD 28	161	185	1
CITY OF EAU CLAIRE	WARD 29	589	344	1
CITY OF EAU CLAIRE	WARD 30	462	307	3
CITY OF EAU CLAIRE	WARD 31	443	191	1
CITY OF EAU CLAIRE	WARD 32	479	252	0
CITY OF EAU CLAIRE	WARD 33	152	152	0
CITY OF EAU CLAIRE	WARD 34	162	92	0
CITY OF EAU CLAIRE	WARD 35	373	353	0
CITY OF EAU CLAIRE	WARD 36	94	115	0
CITY OF EAU CLAIRE	WARD 37	227	246	0
CITY OF EAU CLAIRE	WARD 38	202	224	3
CITY OF EAU CLAIRE	WARD 39	318	326	0
CITY OF EAU CLAIRE	WARD 42	107	128	0
CITY OF EAU CLAIRE	WARD 43	133	70	0
CITY OF EAU CLAIRE	WARD 44	9	51	0
CITY OF EAU CLAIRE	WARD 45	139	163	1
CITY OF EAU CLAIRE	WARD 46	392	215	1
CITY OF EAU CLAIRE	WARD 47	132	124	0
CITY OF EAU CLAIRE	WARD 48	140	110	0
CITY OF EAU CLAIRE	WARD 49	122	170	0
CITY OF EAU CLAIRE	WARD 50	2	0	0
CITY OF EAU CLAIRE	WARD 51	0	1	0
CITY OF EAU CLAIRE	WARD 52	0	1	0
CITY OF EAU CLAIRE	WARD 53	0	0	0
CITY OF EAU CLAIRE	WARD 54	0	0	0
CITY OF EAU CLAIRE	WARD 55	4	0	0
CITY OF EAU CLAIRE	WARD 56	0	0	0
CITY OF EAU CLAIRE	WARD 57	3	2	0
CITY OF EAU CLAIRE	WARD 58	1	0	0
CITY OF EAU CLAIRE	WARD 59	0	0	0



Municipality Unit	Reporting	SUSAN SCHAFER	JODI A GOBRECHT	SCATTERING
CITY OF EAU CLAIRE	WARD 60	0	0	0
CITY OF EAU CLAIRE	WARD 61	0	0	0
Total		20,606	19,011	46

## Eau Claire County Referendum Question #1

### EAU CLAIRE COUNTY

2014 GENERAL ELECTION

11/4/2014

Municipality Unit	Reporting Unit	YES	NO
TOWN OF BRIDGE CREEK	Wards 1, 2	265	204
TOWN OF BRUNSWICK	Wards 1-2	485	366
TOWN OF CLEAR CREEK	Wards 1, 2	189	150
TOWN OF DRAMMEN	Ward 1	214	152
TOWN OF FAIRCHILD	Ward 1	66	50
TOWN OF LINCOLN	Wards 1, 2	266	230
TOWN OF LUDINGTON	Ward 1	258	218
TOWN OF OTTER CREEK	Ward 1	109	93
TOWN OF PLEASANT VALLEY	Wards 1-4	874	845
TOWN OF SEYMOUR	Wards 1-6	877	677
TOWN OF UNION	Wards 1-4	629	479
TOWN OF WASHINGTON	Wards 1-13	1,962	1,619
TOWN OF WILSON	Ward 1	78	67
VILLAGE OF FAIRCHILD	Ward 1	96	41
VILLAGE OF FALL CREEK	Wards 1 - 2	346	240
CITY OF ALTOONA	WARDS 1 - 11	1,776	1,071
CITY OF AUGUSTA	WARDS 1 - 5	252	191
CITY OF EAU CLAIRE	WARD 1	240	100
CITY OF EAU CLAIRE	WARD 2	334	99
CITY OF EAU CLAIRE	WARD 3	958	306
CITY OF EAU CLAIRE	WARD 4	239	141
CITY OF EAU CLAIRE	WARD 5	284	175
CITY OF EAU CLAIRE	WARD 6	361	157
CITY OF EAU CLAIRE	WARD 7	385	215
CITY OF EAU CLAIRE	WARD 8	417	226
CITY OF EAU CLAIRE	WARD 9	183	84
CITY OF EAU CLAIRE	WARD 10	478	330
CITY OF EAU CLAIRE	WARD 11	466	302
CITY OF EAU CLAIRE	WARD 12	801	481
CITY OF EAU CLAIRE	WARD 13	172	108
CITY OF EAU CLAIRE	WARD 14	506	296
CITY OF EAU CLAIRE	WARD 15	529	330
CITY OF EAU CLAIRE	WARD 17	628	455
CITY OF EAU CLAIRE	WARD 18	185	204
CITY OF EAU CLAIRE	WARD 19	175	108

QUESTION 1: "Shall the State Assembly and the State Senate pass, and the governor sign, legislation setting the minimum wage in Wisconsin at \$10.10/hour, annually indexed to inflation, and abolishing the state tipped minimum wage of \$2.33/hour?"

YES

NO



Municipality Unit	Reporting Unit	YES	NO
CITY OF EAU CLAIRE	WARD 20	641	427
CITY OF EAU CLAIRE	WARD 21	383	253
CITY OF EAU CLAIRE	WARD 22	148	101
CITY OF EAU CLAIRE	WARD 23	704	370
CITY OF EAU CLAIRE	WARD 24	92	37
CITY OF EAU CLAIRE	WARD 25	663	454
CITY OF EAU CLAIRE	WARD 26	268	175
CITY OF EAU CLAIRE	WARD 27	77	49
CITY OF EAU CLAIRE	WARD 28	203	146
CITY OF EAU CLAIRE	WARD 29	611	346
CITY OF EAU CLAIRE	WARD 30	550	258
CITY OF EAU CLAIRE	WARD 31	468	180
CITY OF EAU CLAIRE	WARD 32	520	242
CITY OF EAU CLAIRE	WARD 33	188	120
CITY OF EAU CLAIRE	WARD 34	179	85
CITY OF EAU CLAIRE	WARD 35	448	295
CITY OF EAU CLAIRE	WARD 36	111	105
CITY OF EAU CLAIRE	WARD 37	289	200
CITY OF EAU CLAIRE	WARD 38	255	185
CITY OF EAU CLAIRE	WARD 39	399	242
CITY OF EAU CLAIRE	WARD 42	130	106
CITY OF EAU CLAIRE	WARD 43	145	60
CITY OF EAU CLAIRE	WARD 44	34	24
CITY OF EAU CLAIRE	WARD 45	172	134
CITY OF EAU CLAIRE	WARD 46	448	185
CITY OF EAU CLAIRE	WARD 47	155	108
CITY OF EAU CLAIRE	WARD 48	159	86
CITY OF EAU CLAIRE	WARD 49	170	132
CITY OF EAU CLAIRE	WARD 50	2	0
CITY OF EAU CLAIRE	WARD 51	0	1
CITY OF EAU CLAIRE	WARD 52	0	1
CITY OF EAU CLAIRE	WARD 53	0	0
CITY OF EAU CLAIRE	WARD 54	0	0
CITY OF EAU CLAIRE	WARD 55	4	0
CITY OF EAU CLAIRE	WARD 56	0	0
CITY OF EAU CLAIRE	WARD 57	3	2
CITY OF EAU CLAIRE	WARD 58	0	1
CITY OF EAU CLAIRE	WARD 59	0	0
CITY OF EAU CLAIRE	WARD 60	0	0
CITY OF EAU CLAIRE	WARD 61	0	0
Total		24,702	15,920

## Eau Claire County Referendum Question #2

### EAU CLAIRE COUNTY

2014 GENERAL ELECTION

11/4/2014

Municipality Unit	Reporting	YES	NO
TOWN OF BRIDGE CREEK	Wards 1, 2	265	194
TOWN OF BRUNSWICK	Wards 1-2	480	356
TOWN OF CLEAR CREEK	Wards 1, 2	190	138
TOWN OF DRAMMEN	Ward 1	196	154
TOWN OF FAIRCHILD	Ward 1	66	46
TOWN OF LINCOLN	Wards 1, 2	282	204
TOWN OF LUDINGTON	Ward 1	257	212
TOWN OF OTTER CREEK	Ward 1	110	89
TOWN OF PLEASANT VALLEY	Wards 1-4	900	785
TOWN OF SEYMOUR	Wards 1-6	884	634
TOWN OF UNION	Wards 1-4	642	448
TOWN OF WASHINGTON	Wards 1-13	2,023	1,480
TOWN OF WILSON	Ward 1	78	65
VILLAGE OF FAIRCHILD	Ward 1	91	40
VILLAGE OF FALL CREEK	Wards 1 - 2	351	230
CITY OF ALTOONA	WARDS 1 - 11	1,729	972
CITY OF AUGUSTA	WARDS 1 - 5	272	167
CITY OF EAU CLAIRE	WARD 1	252	84
CITY OF EAU CLAIRE	WARD 2	344	74
CITY OF EAU CLAIRE	WARD 3	986	263
CITY OF EAU CLAIRE	WARD 4	262	115
CITY OF EAU CLAIRE	WARD 5	275	156
CITY OF EAU CLAIRE	WARD 6	355	141
CITY OF EAU CLAIRE	WARD 7	405	193
CITY OF EAU CLAIRE	WARD 8	414	225
CITY OF EAU CLAIRE	WARD 9	196	70
CITY OF EAU CLAIRE	WARD 10	522	271
CITY OF EAU CLAIRE	WARD 11	481	271
CITY OF EAU CLAIRE	WARD 12	846	412
CITY OF EAU CLAIRE	WARD 13	189	88
CITY OF EAU CLAIRE	WARD 14	511	283
CITY OF EAU CLAIRE	WARD 15	551	292
CITY OF EAU CLAIRE	WARD 17	676	393
CITY OF EAU CLAIRE	WARD 18	209	170
CITY OF EAU CLAIRE	WARD 19	176	104

QUESTION 2: "Shall the governor accept federal funding for the expansion of Medicaid/BadgerCare in Wisconsin to cover persons up to 138% of the federal poverty level?"

YES



NO



<b>Municipality Unit</b>	<b>Reporting Unit</b>	<b>YES</b>	<b>NO</b>
CITY OF EAU CLAIRE	WARD 20	653	368
CITY OF EAU CLAIRE	WARD 21	409	221
CITY OF EAU CLAIRE	WARD 22	153	91
CITY OF EAU CLAIRE	WARD 23	702	352
CITY OF EAU CLAIRE	WARD 24	94	32
CITY OF EAU CLAIRE	WARD 25	694	398
CITY OF EAU CLAIRE	WARD 26	279	158
CITY OF EAU CLAIRE	WARD 27	84	41
CITY OF EAU CLAIRE	WARD 28	205	139
CITY OF EAU CLAIRE	WARD 29	678	269
CITY OF EAU CLAIRE	WARD 30	569	229
CITY OF EAU CLAIRE	WARD 31	501	134
CITY OF EAU CLAIRE	WARD 32	557	197
CITY OF EAU CLAIRE	WARD 33	198	103
CITY OF EAU CLAIRE	WARD 34	188	74
CITY OF EAU CLAIRE	WARD 35	468	261
CITY OF EAU CLAIRE	WARD 36	119	94
CITY OF EAU CLAIRE	WARD 37	312	171
CITY OF EAU CLAIRE	WARD 38	254	175
CITY OF EAU CLAIRE	WARD 39	397	233
CITY OF EAU CLAIRE	WARD 42	139	95
CITY OF EAU CLAIRE	WARD 43	154	48
CITY OF EAU CLAIRE	WARD 44	33	23
CITY OF EAU CLAIRE	WARD 45	175	126
CITY OF EAU CLAIRE	WARD 46	467	145
CITY OF EAU CLAIRE	WARD 47	153	106
CITY OF EAU CLAIRE	WARD 48	179	65
CITY OF EAU CLAIRE	WARD 49	177	120
CITY OF EAU CLAIRE	WARD 50	2	0
CITY OF EAU CLAIRE	WARD 51	0	1
CITY OF EAU CLAIRE	WARD 52	1	0
CITY OF EAU CLAIRE	WARD 53	0	0
CITY OF EAU CLAIRE	WARD 54	0	0
CITY OF EAU CLAIRE	WARD 55	4	0
CITY OF EAU CLAIRE	WARD 56	0	0
CITY OF EAU CLAIRE	WARD 57	3	2
CITY OF EAU CLAIRE	WARD 58	1	0
CITY OF EAU CLAIRE	WARD 59	0	0
CITY OF EAU CLAIRE	WARD 60	0	0
CITY OF EAU CLAIRE	WARD 61	0	0
<b>Total</b>		<b>25,468</b>	<b>14,290</b>

**SUMMARY STATEMENT OF THE BOARD OF CANVASSERS**

The total number of votes cast **SHERIFF (CO18)** was **40,736**  
of which

<b>MARCEL THOMA</b>	received	<b>12,953</b>
<b>RON D CRAMER</b>	received	<b>27,713</b>
<b>SCATTERING</b>	received	<b>70</b>

The total number of votes cast **CLERK OF CIRCUIT COURT (CO18)** was **39,663**  
of which

<b>SUSAN SCHAFFER</b>	received	<b>20,606</b>
<b>JODI A GOBRECHT</b>	received	<b>19,011</b>
<b>SCATTERING</b>	received	<b>46</b>

The total number of votes cast **Eau Claire County Referendum Question #1** was **40,622**  
of which

<b>YES</b>	received	<b>24,702</b>
<b>NO</b>	received	<b>15,920</b>

The total number of votes cast **Eau Claire County Referendum Question #2** was **39,758**  
of which

<b>YES</b>	received	<b>25,468</b>
<b>NO</b>	received	<b>14,290</b>

**Certification of the Board of Canvassers**


We, the undersigned, certify that we are the members of the Board of Canvassers for EAU CLAIRE County.


We certify that the attached tabular statement of Votes Cast and Summary Statement of the Board of Canvassers, canvassed and prepared by us, are correct and true as compiled from the original returns made to the EAU CLAIRE County Clerk.

**We further determine and certify that the following person received the greatest number of votes for the respective office for which each was a candidate on 11/4/2014.**

<u>OFFICE</u>	<u>HIGHEST CANDIDATE</u>
SHERIFF (CO18)	RON D CRAMER
CLERK OF CIRCUIT COURT (CO18)	SUSAN SCHAFFER
Eau Claire County Referendum Question #1	YES
Eau Claire County Referendum Question #2	YES

BOARD OF CANVASSERS

(1) 

(2) 

(3) Janet Loomis

(Date) Tuesday, November 11, 2014